info e preventivi: http://www.bellittiserrature.it/contact.asp

VIVI LA TUA SICUREZZA

LIVING YOUR SECURITY

MY 2017

50 ANNI AL TUO FIANCO NELLA SICUREZZA

SECUREMME®
SERRATURE DI SICUREZZA

MADE IN ITALY

info e preventivi: http://www.bellittiserrature.it/contact.asp

VIVI LA TUA SICUREZZA

INDICE | *INDEX*

SERRATURE AD INFILARE
MORTICE LOCKS 6

SERRATURE PER PERSIANE - GRATE
LOCKS FOR METAL DOORS - GRATES 14

SERRATURE PER SERRANDE E GARAGE
LOCKS FOR ROLLING SHUTTERS AND GARAGE 26

SERRATURE A DOPPIA MAPPA DA APPLICARE
DOUBLE WARD LOCKS TO APPLY 36

SERRATURE PER CASSAFORTI
SAFE LOCKS 38

SERRATURE PER PORTE BLINDATE E CUORI
SAFETY DOOR LOCKS AND HEARTS 48

DISPOSITIVO PER AUTOMAZIONE SERRATURE D-SMART
LOCK AUTOMATION DEVICE D-SMART 117

CILINDRI
CYLINDERS 124

LUCCHETTI
PADLOCKS 160

PROTECTOR E COORDINATI
PROTECTOR AND KITS 164

ACCESSORI
ACCESSORIES 192

CHIAVI - RICAMBI
KEYS - SPARE PARTS 210

SPIONCINI
DOOR VIEWERS 224

ESPOSITORI
EXPOSITORS 228

CONDIZIONI GENERALI DI VENDITA
GENERAL SALES TERMS 230

LIVING YOUR SECURITY

LEGENDA
LEGEND

LOGHI I *LOGOS*

D — SERRATURA CON CHIAVE A DOPPIA MAPPA
LOCK WITH DOUBLE WARD KEY

S — ® SERRATURA CON CHIAVE DOPPIA MAPPA SECURMAP BREVETTATA A DUPLICAZIONE PROTETTA
LOCK WITH DOUBLE WARD KEY SECURMAP PATENTED WITH PROTECTED DUPLICATION

X SECURMAP — BREVETTI CONTRO LA MANIPOLAZIONE
PATENTS AGAINST MANIPULATION

Y — SERRATURA A CILINDRO EUROPEO
EUROPEAN CYLINDER LOCK

O — SERRATURA A CILINDRO TONDO
ROUND CYLINDER LOCK

A — CARBONITRURATO > 60 HRC RESISTENTE AL TRAPANO
HARDENED > 60 HRC DRILL RESISTANT

B — RINFORZO AL CATENACCIO
REINFORCED BOLT

C — FISSAGGIO CILINDRO CON ATTACCO SECUREMME
SECUREMME CYLINDER FIXING

T — FISSAGGIO CILINDRO CON VITE DI TESTA
CYLINDER FIXING WITH FRONTAL SCREW

D — POMOLO FRIZIONATO
FRICTION KNOB

G — SERRATURA AD INGRANAGGI
GEAR LOCK

H — CATENACCIO MOVIMENTATO DA MANIGLIA/POMOLO
BOLT ACTIVATED BY HANDLE/KNOB

P — CATENACCIO MOVIMENTATO DA CHIAVE
BOLT ACTIVATED BY KEY

K — SERRATURA CON CHIAVE CANTIERE
LOCKS WITH SITE KEY

Z — CHIAVE DI SERVIZIO T (PAG. 50)
SERVICE KEY T (SEE PAGE 50)

R — SCROCCO REVERSIBILE
REVERSIBLE LATCH

U — REVERSIBILITÀ
REVERSIBILITY

9VOLT V — ALIMENTAZIONE
SUPPLY

SECURTINA — BLOCCO CILINDRO ANTIEFFRAZIONE SECURTINA
ANTI-BURGLARY SECURTINA CYLINDER BLOCK

5 — VERSIONE CON BLOCCO ASTE
RODS BLOCK MODEL

SECURITY CARD

La Security card ti tutela contro le duplicazioni illecite perchè le chiavi sono duplicabili LEGALMENTE, presso i centri autorizzati Securemme che effettuano la duplicazione previa presentazione sia della card che delle chiavi originali. Le chiavi sono accompagnate da una carta di proprietà, dove è riportato il codice indiretto e il numero di chiavi in dotazione.

The security card protects you against illegal duplication. Key copies can be LEGALLY requested in our authorized Securemme dealers that arrange the duplication upon presentation of both personal card and original keys. The keys are supplied with relevant property card indicating indirect code and n. of keys included.

team SECUREMME SERRATURE DI SICUREZZA
Rivenditore autorizzato - Authorized dealer

KEY STORE SECUREMME

STORE K5

FINITURE I *FINISHES*

AI	Acciaio inox *Stainless steel*	F1	Alluminio anodizzato argento *Silver aluminium*
CL	Cromo lucido *Shiny chromium*	F3	Alluminio anodizzato oro *Gold aluminium*
CS	Cromo satinato *Satin chrome*	F4	Alluminio anodizzato bronzo *Bronzed aluminium*
CR	Cromata *Chrome*	F5	Alluminio anodizzato nero *Black aluminium*
DK	Decapata *Raw material*	F9	Alluminio anodizzato titanio *Aluminium titanium*
NK	Nickel *Nickel*	WH	Bianco *White*
OT	Ottonata *Brass*	YL	Giallo *Yellow*
OB	Ottone bronzato *Bronzed brass*	AR	Arancione *Orange*
OL	Ottone lucido *Shiny brass*	RO	Rossa *Red*
OS	Ottone satinato *Satin brass*	VE	Verde *Green*
PV	PVD *PVD*	AZ	Azzurro *Blue*
ZB	Zincata bianca *Galvanized white*	MA	Marrone *Brown*
ZT	Zincato tropical *Galvanized yellow*	GR	Grigia *Grey*
ZN	Zincata nera *Galvanized black*	BK	Nero *Black*

INFILARE | *MORTICE*

SERRATURE A DOPPIA MAPPA NEW 7
DOUBLE WARD LOCKS

Serrature a doppia mappa di altissima sicurezza per serramenti e cancelletti, chiusure laterali e triplici. Dotate di brevetti contro la manipolazione.

High security double ward locks for frames and gates. Lateral and triple closings. Endowed with patents against manipulation.

SERRATURE A CILINDRO EUROPEO NEW 11
CYLINDER LOCKS

Serrature a cilindro per serramenti e cancelletti. Catenaccio a 3 pistoni Ø 14 e catenaccio a 4 pistoni Ø 12, entrata 60 mm. Predisposizione al protector interasse 38 mm.

Cylinder locks for windows and gates. Bolt with 3 pistons Ø 14 and bolt with 4 pistons Ø 12, key entrance 60 mm. Predisposition to protector interspace 38 mm.

ACCESSORI 12
ACCESSORIES

ESEMPI DI UTILIZZO
EXAMPLE OF USE

A Scrocco reversibile
Reversible latch

B Attacco aste M8
Plug-in hook connection M8

C Puntale antitaglio diametro 10, 12, 14, 16 mm in acciaio temprato e zincato.
Anti-cut tip diameter 10, 12, 14, 16 mm in hardened and galvanized steel

D Attacco a gancio
Hook connection





ESEMPIO COMPOSIZIONE CODICE | *CODING EXAMPLE*

Modello *Type*	Mano *Hand*	Finitura frontale *Frontal finishing*	Entrata chiave *Key entrance*	Tipo di serratura *Kind of lock*	Modello chiave *Key model*	N. chiavi *N. keys*
Serrature ad infilare *Mortice locks*	**X**= solo catenaccio senza scrocco *bolt only, no latch* **U**= universale con scrocco reversibile *universal with reversible latch*	**ZB**= zincata bianca *galvanized white* **OT**= ottonata *brass* **CR**= cromata *chrome* **AI**= acciaio inox *stainless steel*	**40XX** **45XX** **50XX** **60XX** **70XX** **90XX**	**A**= doppia mappa 6 leve *double ward 6 levers* **XX**= cilindro *cylinder*	**B**= OCVBXNISBOZ **C**= OCVCXNISBOZ **6**= OCV6XNISBOZ SECURMAP 11 **3**= OCV3XNISBOZ **8**= OCV8XNISBOZ SECURMAP 16 **B**= 68 mm **C**= 78 mm **6**= 93 mm **3**= 68 mm **8**= 98 mm	**2** **3** **5**
2001	**X**	**ZB**	**50XX**	**A**	**B**	**2**

INFILARE A DOPPIA MAPPA
DOUBLE WARD MORTICE

D

NEW

Codice *Code*	Entrata (E) *Entrance (E)*	Lunghezza (L) *Length (L)*	Punti di chiusura *Closing points*	Mandate *Turns*	Corsa (A) *Stroke (A)*	Corsa (B) *Stroke (B)*		g
2001XZB50XXAB2	50	80	1	2	20	-	1 - 15	625
2001XZB60XXA33	60 SECURMAP 11 NEW	112	1	4	40	-	1 - 15	775
2001XZB70XXA33	70	122	1	4	40	-	1 - 15	813

DOTAZIONE | *SUPPLY*
1 contropiastra CP2001XZB e 2 piastrine 4901XZB
1 striking plate CP2001XZB and 2 escutcheons 4901XZB

ZB

SECURMAP 11

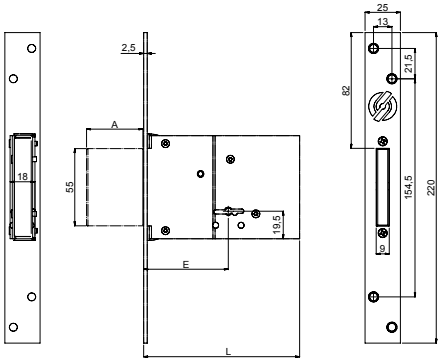

2001XZB50XXA33

2003XZB50XXAB2	50	80	3	2	20	20	1 - 15	699
2003XZB60XXA33	60 SECURMAP 11 NEW	112	3	4	40	20	1 - 15	858
2003XZB70XXA33	70	122	3	4	40	20	1 - 15	928

DOTAZIONE | *SUPPLY*
1 contropiastra CP2001XZB e 2 piastrine 4901XZB
1 striking plate CP2001XZB and 2 escutcheons 4901XZB

ZB

SECURMAP 11

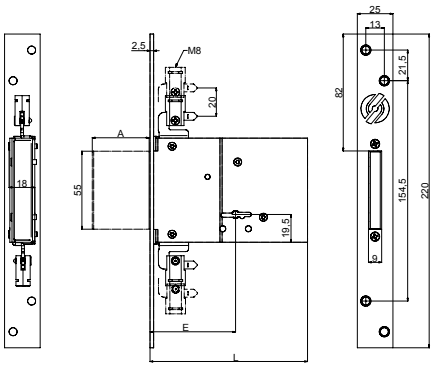

2003XZB50XXA33

2011XZB50XXAB2	50	80	1	2	20	-	1 - 15	598
2011XZB60XXAB2	60	112	1	4	40	-	1 - 15	776
2011XZB70XXAB2	70	122	1	4	40	-	1 - 15	787

DOTAZIONE | *SUPPLY*
1 contropiastra CP2001XZB e 2 piastrine 4901XZB
1 striking plate CP2001XZB and 2 escutcheons 4901XZB

ZB

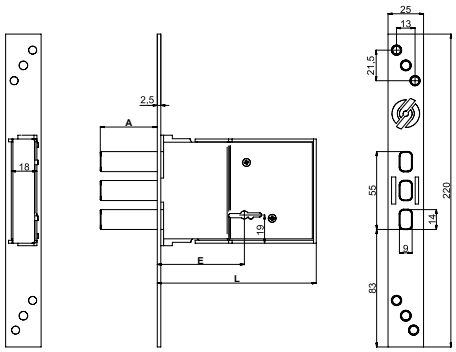

2011XZB50XXAB2

2013XZB50XXAB2	50	80	3	2	20	18	1 - 15	678
2013XZB60XXAB2	60	112	3	4	40	18	1 - 15	825
2013XZB70XXAB2	70	122	3	4	40	18	1 - 15	886

DOTAZIONE | *SUPPLY*
1 contropiastra CP2001XZB e 2 piastrine 4901XZB
1 striking plate CP2001XZB and 2 escutcheons 4901XZB

ZB

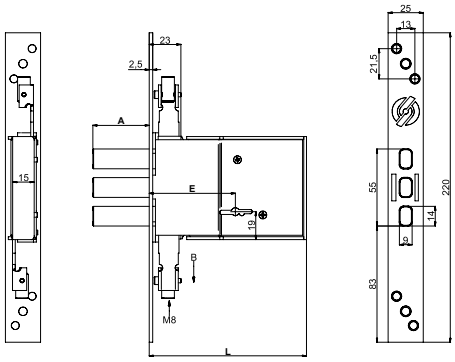



2013XZB50XXAB2

INFILARE A DOPPIA MAPPA
DOUBLE WARD MORTICE

D

NEW

Codice *Code*	Entrata (E) *Entrance (E)*	Lunghezza (L) *Length (L)*	Punti di chiusura *Closing points*	Mandate *Turns*	Corsa (A) *Stroke (A)*	Corsa (B) *Stroke (B)*		g
2008UZB70XXAB3	70	164	3	4	40	16	1 - 15	1091
2008UZB90XXAB3	90	184	3	4	40	16	1 - 15	1163

DOTAZIONE | *SUPPLY*
2 piastrine 4901XZB
2 escutcheons 4901XZB

ZB

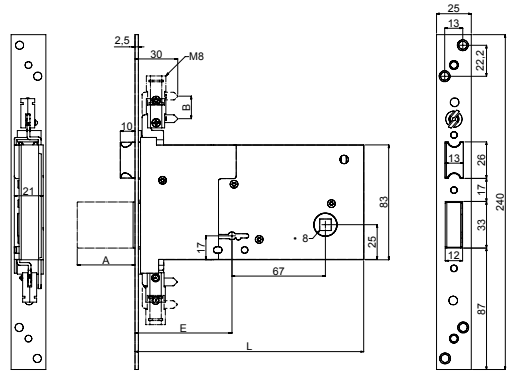



2008UZB70XXAB3

2010UZB70XXAB3	70	164	1	4	40	-	1 - 15	996
2010UZB90XXAB3	90	184	1	4	40	-	1 - 15	1070

DOTAZIONE | *SUPPLY*
2 piastrine 4901XZB
2 escutcheons 4901XZB

ZB

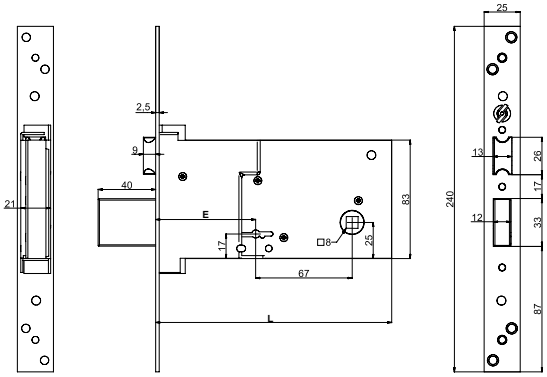



2010UZB70XXAB3

2000XZB40XXAB3	40	73	1	2	20	-	1 - 20	629
2000XZB50XXAB3	50	102	1	4	40	-	1 - 20	779
2000XZB60XXAB3	60	112	1	4	40	-	1 - 20	759
2000XZB70XXAB3	70	122	1	4	40	-	1 - 20	874

DOTAZIONE | *SUPPLY*
1 contropiastra CP2000XZB e 2 piastrine 4921KF1
1 striking plate CP2000XZB and 2 escutcheons 4921KF1

ZB

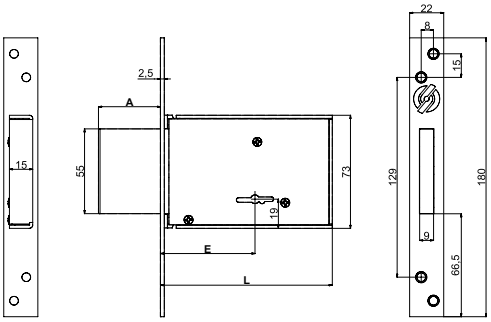

2000XZB40XXAB3

2020XOT60XXA33	60	112	1	4	40	-	1 - 15	1150
2020XOT60XXA35	60	112	1	4	40	-	1 - 15	1183
2020XCR60XXA33	60	112	1	4	40	-	1 - 15	1150
2020XCR60XXA35	60	112	1	4	40	-	1 - 15	1183
2020XOT60XXA63	60	112	1	4	40	-	1 - 15	1150
2020XOT60XXA65	60	112	1	4	40	-	1 - 15	1183
2020XCR60XXA63	60	112	1	4	40	-	1 - 15	1150
2020XCR60XXA65	60	112	1	4	40	-	1 - 15	1183

DOTAZIONE | *SUPPLY*
1 contropiastra CP2020XOT/CP2020XCR
e 2 piastrine 4921KF3/4921KF1
1 striking plate CP2020XOT/CP2020XCR
and 2 escutcheons 4921KF3/4921KF1

OT CR

SECURMAP 11

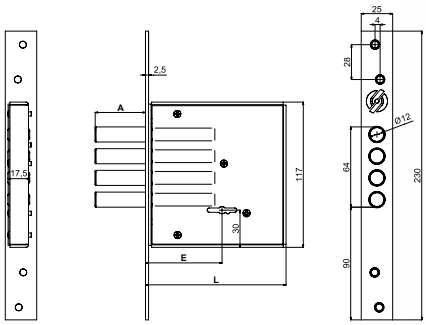

2020XCR60XXA65

INFILARE A DOPPIA MAPPA
DOUBLE WARD MORTICE

D

NEW

Codice *Code*	Entrata (E) *Entrance (E)*	Lunghezza (L) *Length (L)*	Punti di chiusura *Closing points*	Mandate *Turns*	Corsa (A) *Stroke (A)*	Corsa (B) *Stroke (B)*		g
2024XOT40XXAB3	40	75	1	2	20	-	1 - 15	727
2024XOT40XXAB5	40	75	1	2	20	-	1 - 15	761
2024XCR40XXAB3	40	75	1	2	20	-	1 - 15	727
2024XCR40XXAB5	40	75	1	2	20	-	1 - 15	761

DOTAZIONE | *SUPPLY*
1 contropiastra CP2024XOT/CP2024XCR
e 2 piastrine 4921KF3/4921KF1

1 striking plate CP2024XOT/CP2024XCR and 2 escutcheons 4921KF3/4921KF1

OT CR

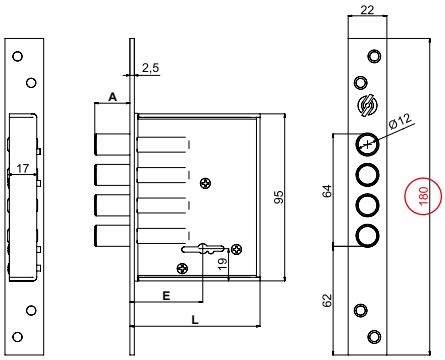



2024XCR40XXAB5

2025XOT40XXA33	40	75	1	2	20	-	1 - 15	829
2025XOT40XXA35	40	75	1	2	20	-	1 - 15	863
2025XCR40XXA33	40	75	1	2	20	-	1 - 15	829
2025XCR40XXA35	40	75	1	2	20	-	1 - 15	863

DOTAZIONE | *SUPPLY*
1 contropiastra CP2024XOT/CP2024XCR
e 2 piastrine 4921KF3/4921KF1

1 striking plate CP2024XOT/CP2024XCR and 2 escutcheons 4921KF3/4921KF1

OT CR

SECURMAP 11 NEW

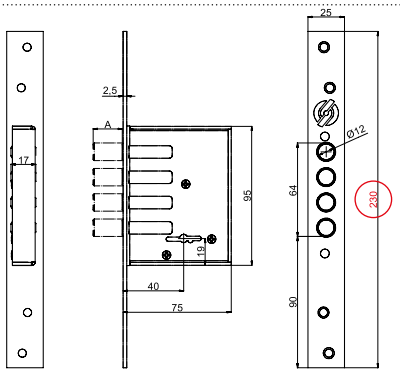

2025XCR40XXA35

2028XOT50XXA33	50	84	1	2	20	-	1 - 20	778
2028XOT50XXA35	50	84	1	2	20	-	1 - 20	812
2028XCR50XXA33	50	84	1	2	20	-	1 - 20	778
2028XCR50XXA35	50	84	1	2	20	-	1 - 20	812

DOTAZIONE | *SUPPLY*
1 contropiastra CP2024XOT/CP2024XCR
e 2 piastrine 4921KF3/4921KF1

1 striking plate CP2024XOT/CP2024XCR and 2 escutcheons 4921KF3/4921KF1

OT CR

SECURMAP 11 NEW

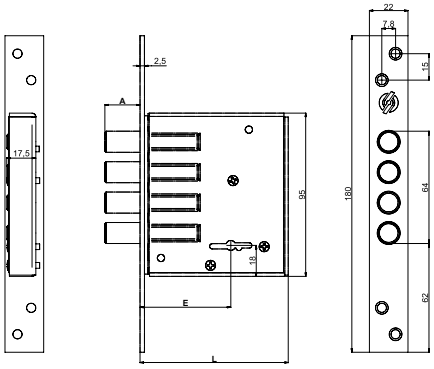

2028XCR50XXA35

2029XCR60XXA65	60	88	1	2	20	-	1 - 20	746

DOTAZIONE | *SUPPLY*
2 piastrine 4921KF1
2 escutcheons 4921KF1

CR

SECURMAP 11

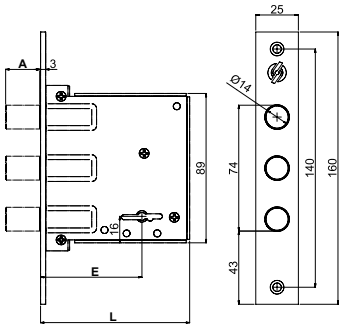

INFILARE A DOPPIA MAPPA
DOUBLE WARD MORTICE

D

Codice *Code*	Entrata (E) *Entrance (E)*	Lunghezza (L) *Length (L)*	Punti di chiusura *Closing points*	Mandate *Turns*	Corsa (A) *Stroke (A)*	Corsa (B) *Stroke (B)*		g
2017UOT45XXAB3	45	80	1	2	20	-	1 - 10	1077
2017UOT45XXAB5	45	80	1	2	20	-	1 - 10	1111
2017UZB45XXAB3	45	80	1	2	20	-	1 - 10	1077
2017UZB45XXAB5	45	80	1	2	20	-	1 - 10	1111

DOTAZIONE | *SUPPLY*
1 contropiastra CP2017XOT/CP2017XZB e 2 piastrine 4921KF3/4921KF1

1 striking plate CP2017XOT/CP2017XZB and 2 escutcheons 4921KF3/4921KF1

ZB OT

P X R

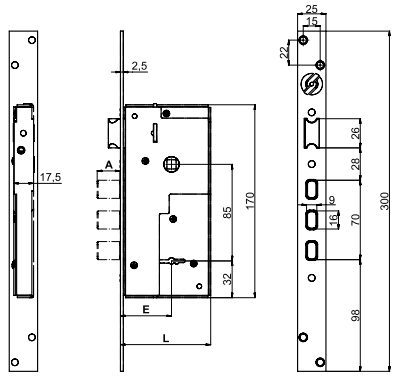

2017UZB45XXAB3

2018UOT45XXAB3	45	80	3	2	20	16	1 - 10	1183
2018UOT45XXAB5	45	80	3	2	20	16	1 - 10	1217
2018UZB45XXAB3	45	80	3	2	20	16	1 - 10	1183
2018UZB45XXAB5	45	80	3	2	20	16	1 - 10	1217

DOTAZIONE | *SUPPLY*
1 contropiastra CP2017XOT/CP2017XZB e 2 piastrine 4921KF3/4921KF1

1 striking plate CP2017XOT/CP2017XZB and 2 escutcheons 4921KF3/4921KF1

ZB OT

P X R

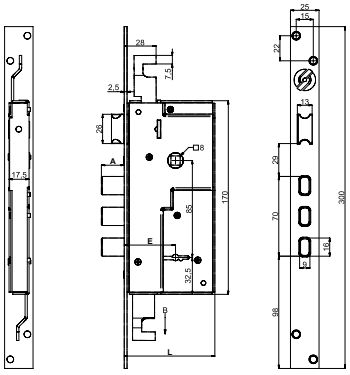

2018UZB45XXAB3

2021UOT60XXAB5	60	112	1	4	40	-	1 - 10	1341
2021UZB60XXAB5	60	112	1	4	40	-	1 - 10	1341

DOTAZIONE | *SUPPLY*
1 contropiastra CP2017XOT/CP2017XZB e 2 piastrine 4921KF3/4921KF1

1 striking plate CP2017XOT/CP2017XZB and 2 escutcheons 4921KF3/4921KF1

ZB OT

P R X

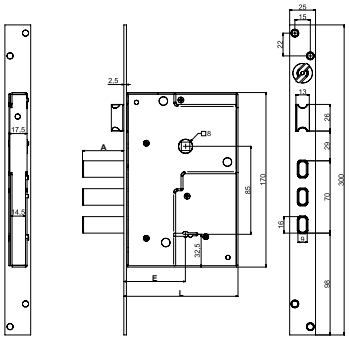

2021UZB60XXAB5

2022UOT60XXAB5	60	112	3	4	40	16	1 - 10	1417
2022UZB60XXAB5	60	112	3	4	40	16	1 - 10	1417

DOTAZIONE | *SUPPLY*
1 contropiastra CP2017XOT/CP2017XZB e 2 piastrine 4921KF3/4921KF1

1 striking plate CP2017XOT/CP2017XZB and 2 escutcheons 4921KF3/4921KF1

ZB OT

P X R

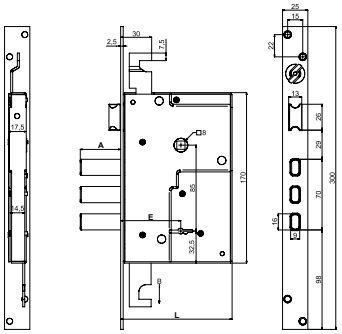



2022UZB60XXAB5

info e preventivi: http://www.bellittiserrature.it/contact.asp

INFILARE A DOPPIA MAPPA / A CILINDRO EUROPEO
DOUBLE WARD AND CYLINDER MORTICE

D Y NEW

Codice *Code*	Entrata (E) *Entrance (E)*	Lunghezza (L) *Length (L)*	Punti di chiusura *Closing points*	Mandate *Turns*	Corsa (A) *Stroke (A)*	Corsa (B) *Stroke (B)*		g
2019XCR60XXA85	60	110	1	4	40	-	1 - 15	1150

ZB

P X S

SECURMAP 16

NEW

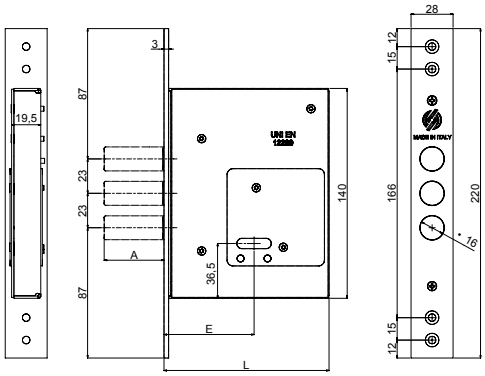

2061UCR60XX	60	110	1	3	34	-	1 - 10	1150

ZB

P T

NEW

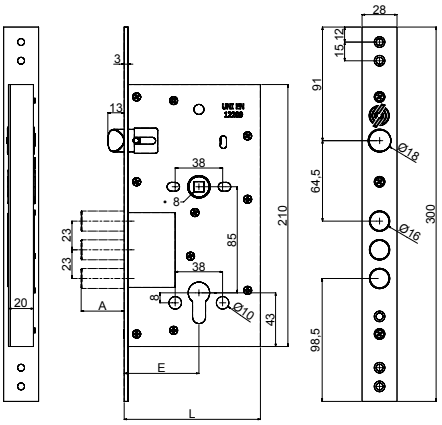

2071UAI60XX	60	87	1	2	20	-	1 - 15	761

AI

P T R

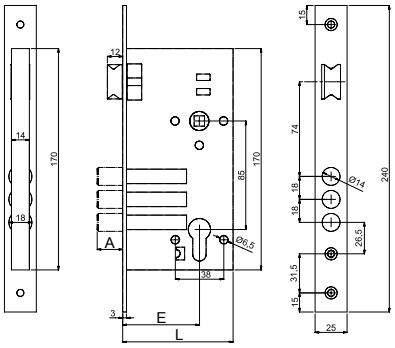

2070XCR60XX	60	112	1	3	30	-	1 - 15	962
2070XOT60XX	60	112	1	3	30	-	1 - 15	962

AI

P T

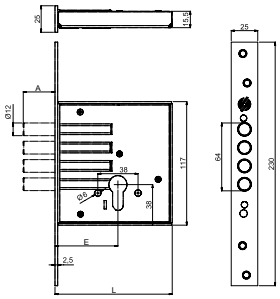

Codice *Code*	Entrata (E) *Entrance (E)*	Lunghezza (L) *Length (L)*	Punti di chiusura *Closing points*	Mandate *Turns*	Corsa (A) *Stroke (A)*	Corsa (B) *Stroke (B)*		g
2051XZB60XX	60	114	1	3	30	-	1 - 10	635
2051XZB70XX	70	124	1	3	30	-	1 - 10	675

ZB

P T

NEW

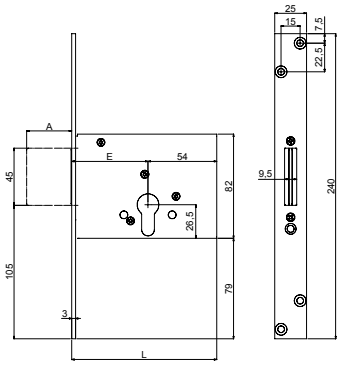

2053XZB60XX	60	114	3	3	30	20	1 - 10	730
2053XZB70XX	70	124	3	3	30	20	1 - 10	770

ZB

P T

NEW

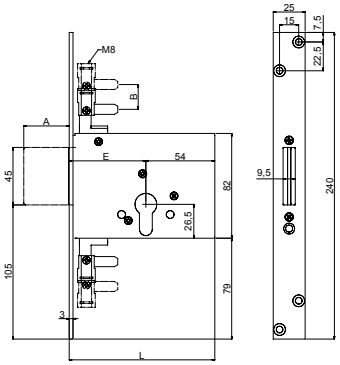

Codice *Code*	Descrizione *Description*		g
5803XZB1008	Asta filettata con attacco Ø 8 Ø 10x1200 mm completa di puntale carbonitrurato antitaglio Ø 10 mm per art. 2003, 2008, 2013 *Threaded rod with coupling Ø 8 Ø 10x1200 mm endowed with hardened cut-resistant end-bolt Ø 10 mm for art. 2003, 2008, 2013*	30	321

ZB

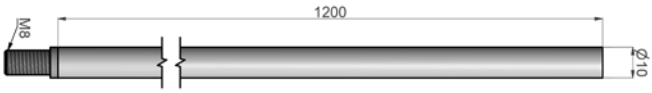



5818XZB10GN	Asta Ø 8 Ø 10x1200 mm con attacco a gancio completa di puntale carbonitrurato antitaglio Ø 10 mm per art. 2018, 2022 *Threaded rod with coupling Ø 8 Ø 10x1200 mm endowed with hardened cut-resistant end-bolt Ø 10 mm for art. 2018, 2022*	30	308

ZB

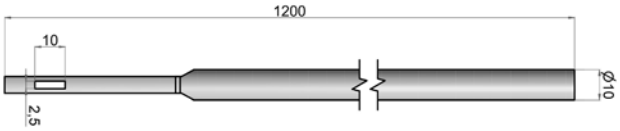



ACCESSORI
ACCESSORIES

Codice *Code*	Descrizione *Description*		g
4921KCL	Piastrine interne ed esterne 45x65 mm	150	50
4921KOL	per chiave a doppia mappa con foro chiave serratura	150	50
4921KF1	*Internal and external double ward key*	150	26
4921KF3	*escutcheons 45x65 mm with key-hole of the lock*	150	26
4921KF4		150	26

CL OL F1 F3 F4

4922KCL	Piastrine interne ed esterne in alluminio 45x65 mm	150	50
4922KOL	per chiave a cilindro	150	50
4922KF1	*Internal and external cylinder key aluminium*	150	26
4922KF3	*escutcheons 45x65 mm*	150	26
4922KF4		150	26

CL OL F1 F3 F4

4901XZB	Piastrina 55x37 mm per chiave a doppia mappa *Double ward key escutcheon 55x37 mm*	150	50

ZB

Codice *Code*	Descrizione *Description*		g
CP2001XZB	Contropiastra 22x180x2,5 mm per serrature ad infilare art. 2001 *Striking plate 22x180x2,5 mm* *for mortice locks art. 2001*	-	61

ZB

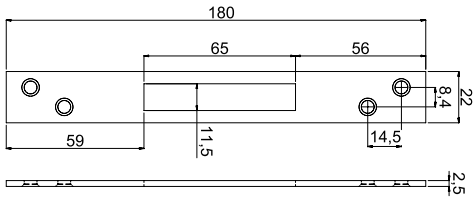

CP2008XZB	Contropiastra 25x150x2,5 mm per serrature ad infilare art. 2008, 2010 *Striking plate 25x150x2,5 mm* *for mortice locks art. 2008, 2010*	-	52

ZB

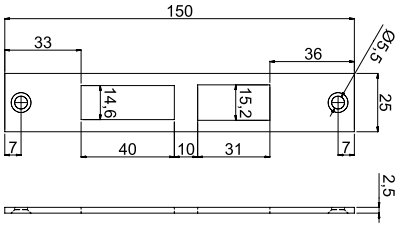

5220XBK4050	Maniglia per serramenti in nylon nera con viti in testa *Handle for frames in black nylon* *with frontal screws*	50	124

BK

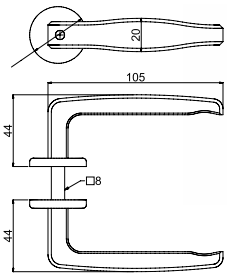

SERRATURE **TIGHT** A DOPPIA MAPPA
*DOUBLE WARD **TIGHT** LOCKS*

16

Serrature TIGHT a doppia mappa per persiane che rispondono alla duplice esigenza di contenere lo spazio e aumentare la sicurezza. **Funzionamento del catenaccio a gancio comandato da maniglia.** Blocco della maniglia tramite chiave a doppia mappa con 2 mandate. Serrature laterali con catenaccio, duplici con solo aste, triplici con catenaccio e aste. Entrata 25, 30, 35 mm.

Double ward TIGHT locks for metal doors that can save room as well as guarantee security. ***Hook-bolt driven by handle.*** *Lock of the handle by double ward key with 2 turns.*
Lateral locks with bolt, double locks with rods, 3 locking points locks with bolt and rods. Entrance 25, 30, 35 mm.

SERRATURE **EXTENSION** A CILINDRO
*CYLINDER **EXTENSION** LOCKS*

NEW 17

Linea di serrature EXTENSION per grate e persiane di sicurezza a cilindro europeo. **Funzionamento del catenaccio e delle aste ad ingranaggi, comandate da quadro maniglia e blocco tramite chiave a cilindro.** Il nome EXTENSION sottolinea la corsa delle **aste di ben 30 mm**, la più lunga in commercio con entrata 25, 30, 35 mm. Fissaggio delle aste M8 o ad innesto rapido. Una linea robusta ed affidabile completamente intercambiabile con quelle in commercio ma con una maggior corsa delle aste e quindi una miglior sicurezza.

Line of EXTENSION locks for metal doors European cylinder. ***Bolt and gear rods mechanism driven by handle square. Lock of the handle by cylinder key.*** *The name EXTENSION points out the* ***rods stroke of 30 mm****, the longest one on the market with entrance 25, 30 and 35 mm. Fixing of rods M8 or quick coupling of rods. Strong and reliable line interchangeable with the ones in commerce but with a longer stroke of rods and relevant high security.*

SERRATURE **HERCULES** A CILINDRO
*CYLINDER **HERCULES** LOCKS*

NEW 19

Serrature HERCULES per grate, persiane di sicurezza e estensibili a cilindro europeo, **con funzionamento del catenaccio e delle aste ad ingranaggi, comandate da chiave a cilindro europeo.** La corsa delle aste è di 24 mm, mano unica destra o sinistra. Adatta per essere infilata anche in tubolari 30x40 mm con spessore 2 mm. Entrata da 20/25 mm, versione con aste e catenaccio o solo aste. Catenaccio basculante o a gancio lamellare basculante. Serratura intercambiabile con quelle in commercio.

Locks HERCULES for grates, security shutters and extensible gates arranged for European cylinder. ***Operation of bolt and rods by gear mechanism activated by European cylinder key.*** *Rods stroke 24 mm, universal hand right or left. Suitable also for tubes 30x40 mm with thickness 2 mm. Entrance 20/25 mm, available with rods and bolt or rods only. Balancing or hook bolt. Lock interchangeable with ones in commerce.*

Utilizzare cilindro a CAM regolabile
Use cylinder with adjustable cam

ACCESSORI
ACCESSORIES

NEW 20

ESEMPIO COMPOSIZIONE CODICE | *CODING EXAMPLE*

Modello *Type*	**Mano** *Hand*	**Finitura** *Finishing*	**Entrata chiave** *Key entrance*	**Larghezza frontale** *Frontal width*	**Tipo di serratura** *Kind of lock*	**Modello chiave** *Key model*	**N. chiavi** *N. keys*
Serrature per persiane *Locks for metal doors*	**X**= reversibile *reversible*	**ZB**= zincata bianca *galvanized white* **AI**= acciaio inox *stainless steel*	**25** **30** **35**	**25** **XX**= no frontale *no frontal*	**A**= doppia mappa 6 leve *double ward 6 levers* **XX**= cilindro *cylinder*	**B**= OCVBXNISBOZ 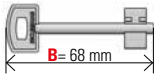	**2**
2101	**X**	**ZB**	**25**	**25**	**A**	**B**	**2**

Riferimenti numeri pag. 20 | *Number references pag. 20*

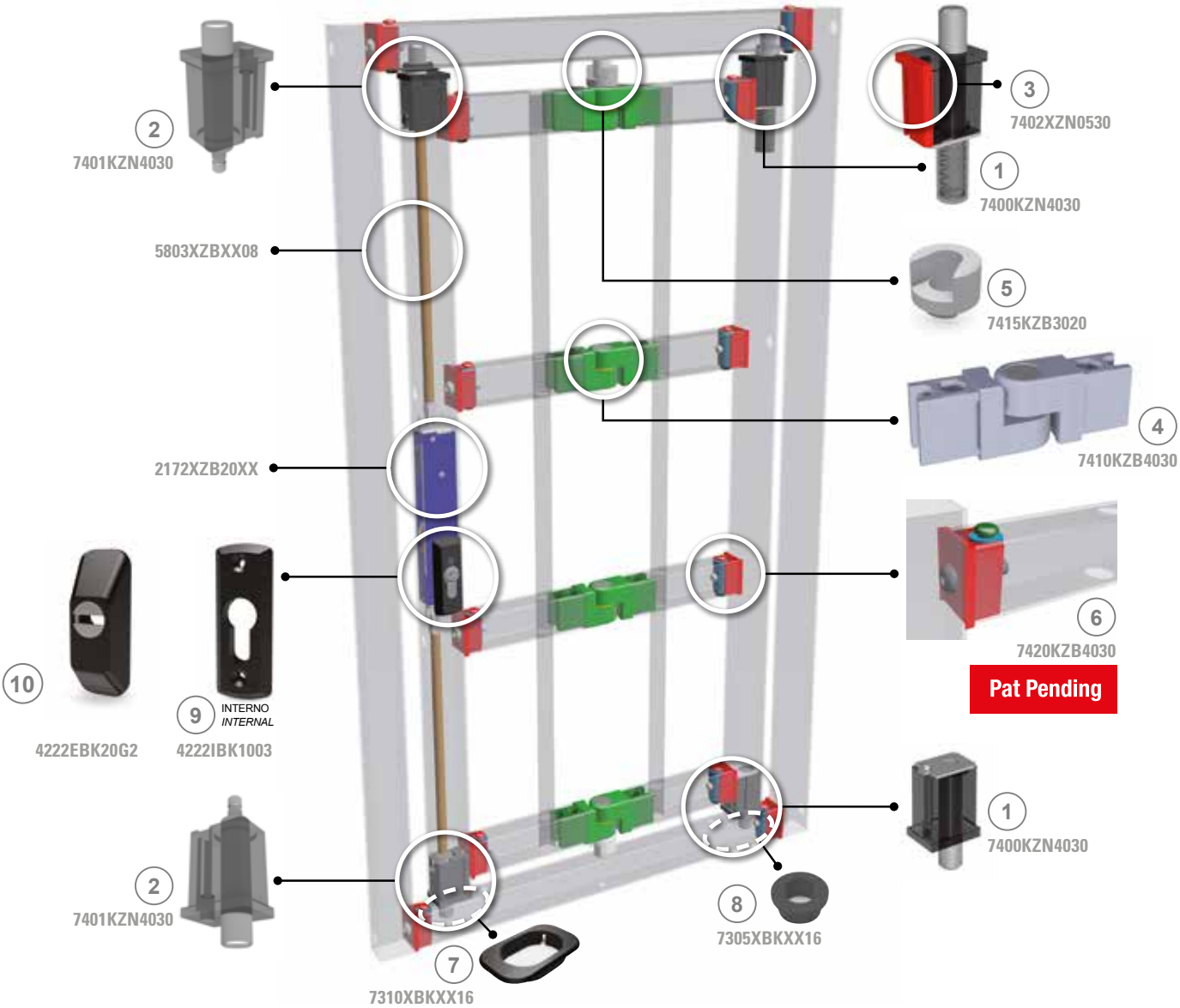

ESEMPI DI UTILIZZO
EXAMPLE OF USE

A Attacco innesto a gancio
Plug-in hook connection

B Attacco aste M8
Coupling rods M8

C Attacco innesto rapido
Quick coupling for rods

D Catenaccio basculante
Balancing bolt

E Catenaccio a gancio basculante
Hook balancing bolt

F Puntale antitaglio carbonitrurato Ø 10, 12, 14, 16 mm. in acciaio temprato e zincato
Hardened cut resistant end-bolt Ø 10, 12, 14, 16 mm in hardened and galvanized steel

G Dettaglio guida asta
Rod-guide detail

H Dettaglio cerniere
Hinge detail

I Dettaglio snodo
Junction detail











Codice *Code*	Entrata (E) *Entrance (E)*	Larghezza (L) *Width (L)*	Punti di chiusura *Closing points*	Mandate *Turns*	Corsa (A) *Stroke (A)*	Corsa (B) *Stroke (B)*		g
2101XZB2525AB2	25	39	1	2	25	-	15	747
2101XZB3025AB2	30	44	1	2	25	-	15	792
2101XZB3525AB2	35	49	1	2	25	-	15	833

ZB

H

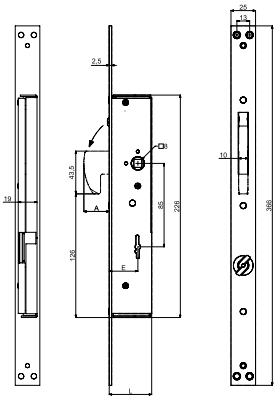

2101XZB3525AB2

2102XZB2525AB2	25	39	2	2	-	24	15	788
2102XZB3025AB2	30	44	2	2	-	24	15	827
2102XZB3525AB2	35	49	2	2	-	24	15	888

ATTACCO ASTE M8 | *COUPLING RODS M8*

ZB

H

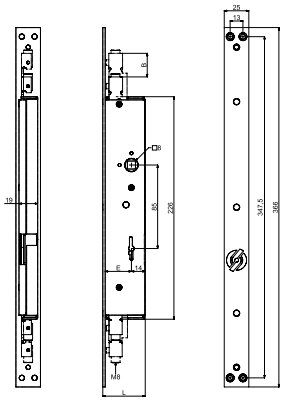

2102XZB3525AB2

2103XZB2525AB2	25	39	3	2	25	24	15	834
2103XZB3025AB2	30	44	3	2	25	24	15	873
2103XZB3525AB2	35	49	3	2	25	24	15	934

ATTACCO ASTE M8 | *COUPLING RODS M8*

ZB

H

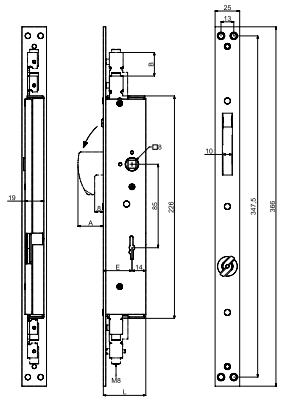

2103XZB3525AB2

4911XBK	Placca 24x154 mm copriforo maniglia e chiave in acciaio *Steel plate 24x154 mm key and handle hole cover*	300	55

BK

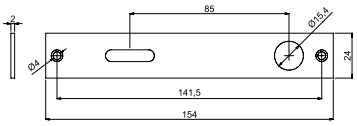

Possibilità di esecuzione di gruppi con stessa combinazione (KA). Per comporre il codice aggiungere alla fine KA. Es. 2101XZB2525AB2KA
Lock can be supplied in groups with the same key code (KA execution). Add final "KA" to compose the article. Es. 2101XZB2525AB2KA

Codice *Code*	Entrata (E) *Entrance (E)*	Larghezza (L) *Width (L)*	Punti di chiusura *Closing points*	Mandate *Turns*	Corsa (A) *Stroke (A)*	Corsa (B) *Stroke (B)*		g
2151XZB2525	25	41	1	1	28	-	15	583
2151XZB3025	30	46	1	1	28	-	15	619
2151XZB3525	35	51	1	1	28	-	15	649

ZB

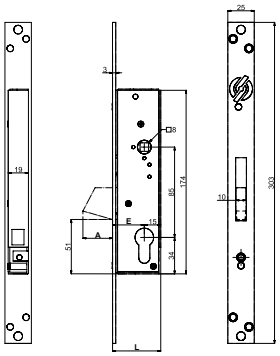

2151XZB2525

2152XZB2525	25	41	2	1	-	27	15	600
2152XZB3025	30	46	2	1	-	27	15	640
2152XZB3525	35	51	2	1	-	27	15	712
2152XZB25XX NEW	25	38	2	1	-	27	15	450
2152XZB35XX	35	48	2	1	-	27	15	450

ATTACCO ASTE M8 | *COUPLING RODS M8*

ZB

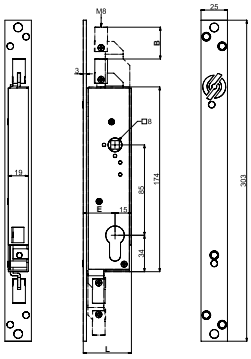

2152XZB35XX

2152XZB2525

2157XZB2525	25	41	2	1	-	27	15	600
2157XZB3025	30	46	2	1	-	27	15	640
2157XZB3525	35	51	2	1	-	27	15	712
2157XZB35XX NEW	35	48	2	1	-	27	15	712

ATTACCO AD INNESTO RAPIDO
QUICK COUPLING FOR RODS

ZB

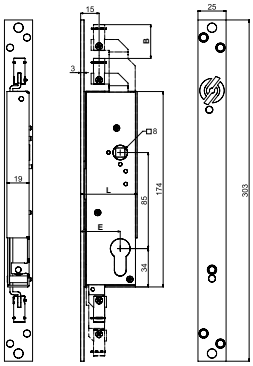

2157XZB2525

2153XZB2525	25	41	3	1	28	27	15	684
2153XZB3025	30	46	3	1	28	27	15	727
2153XZB3525	35	51	3	1	28	27	15	749
2153XZB35XX NEW	35	48	3	1	28	26	15	454

ATTACCO ASTE M8 | *COUPLING RODS M8*

ZB

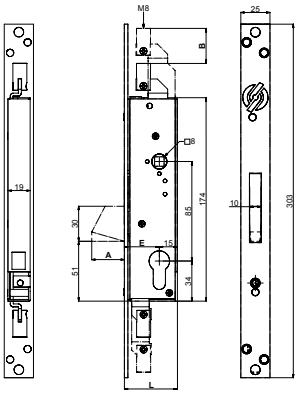

2153XZB35XX NEW

2153XZB2525

Codice *Code*	Entrata (E) *Entrance (E)*	Larghezza (L) *Width (L)*	Punti di chiusura *Closing points*	Mandate *Turns*	Corsa (A) *Stroke (A)*	Corsa (B) *Stroke (B)*		g
2158XZB2525	25	41	3	1	28	27	15	684
2158XZB3025	30	46	3	1	28	27	15	727
2158XZB3525	35	51	3	1	28	27	15	749
2158XZB25XX NEW	25	38	3	1	28	27	15	540
2158XZB35XX NEW	35	48	3	1	28	27	15	454

ATTACCO AD INNESTO RAPIDO
QUICK COUPLING FOR RODS

ZB

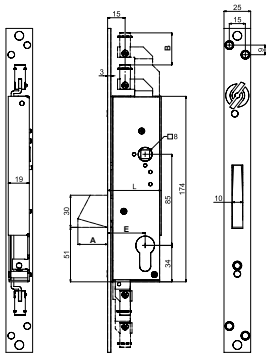

2158XZB35XX NEW

2158XZB2525

2161XZB2525	25	41	1	1	18,5	-	15	569
2161XZB3025	30	46	1	1	18,5	-	15	601
2161XZB3525	35	51	1	1	18,5	-	15	631
2161XZB25XX NEW	25	38	1	1	18,5	-	15	429
2161XZB35XX NEW	35	48	1	1	18,5	-	15	490

ZB

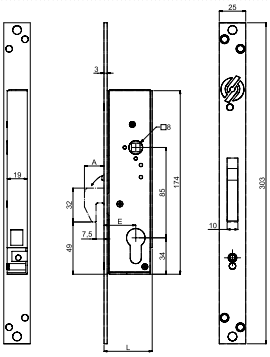

2161XZB2525

2163XZB2525	25	41	3	1	18,5	27	15	654
2163XZB25XX NEW	25	41	3	1	18,5	27	15	359
2163XZB3025	30	46	3	1	18,5	27	15	686
2163XZB3525	35	51	3	1	18,5	27	15	716
2163XZB35XX NEW	35	48	3	1	18,5	27	15	716

ATTACCO ASTE M8 | *COUPLING RODS M8*

ZB

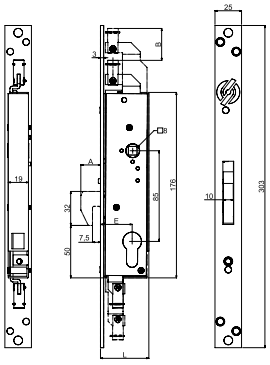

2163XZB25XX NEW

2163XZB2525

2168XZB2525	25	41	3	1	18,5	27	15	654
2168XZB3025	30	46	3	1	18,5	27	15	686
2168XZB3525	35	50	3	1	18,5	27	15	716

ATTACCO AD INNESTO RAPIDO
QUICK COUPLING FOR RODS

ZB

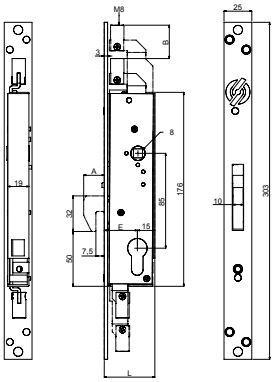

2168XZB2525

Codice *Code*	Entrata (E) *Entrance (E)*	Larghezza (L) *Width (L)*	Punti di chiusura *Closing points*	Corsa (A) *Stroke (A)*	Corsa (B) *Stroke (B)*		g
2172XZB20XX	20	35	2	-	24	15	472

ATTACCO ASTE M8 | *COUPLING RODS M8*

DOTAZIONE | *SUPPLY*

1 vite VT21M5XZB25CI | *1 screw VT21M5XZB25CI*

ZB

G T

Utilizzare cilindro a CAM regolabile
Use cylinder with adjustable cam

TUBOLARE 30x40 | *30X40 TUBE*

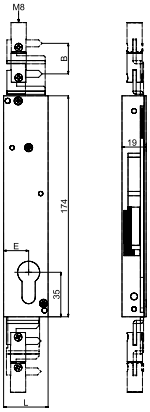

❶ 2172XAI2525	25	39	2	-	24	15	767
❷ 2177XAI2525 NEW	25	39	2	-	24	15	767

❶ ATTACCO ASTE M8 | *COUPLING RODS M8*
❷ ATTACCO A INNESTO RAPIDO | QUIK *COUPLING FOR RODS*

DOTAZIONE | *SUPPLY*

1 vite VT21M5XZB25CI | *1 screw VT21M5XZB25CI*

AI INOX

G T

Utilizzare cilindro a CAM regolabile
Use cylinder with adjustable cam

TUBOLARE 30x40 | *30X40 TUBE*

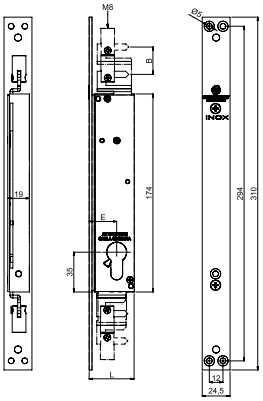

2172XAI2525

2173XAI2525	25	39	3	25	24	15	684
2173XZB25XX	25	35	3	25	24	15	486

ATTACCO ASTE M8 | *COUPLING RODS M8*

DOTAZIONE | *SUPPLY*

1 vite VT21M5XZB25CI | *1 screw VT21M5XZB25CI*

ZB AI INOX

P G T

Utilizzare cilindro a CAM regolabile
Use cylinder with adjustable cam

TUBOLARE 30x40 | *30X40 TUBE*

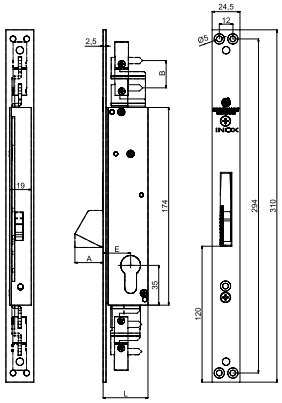

2173XZB25XX

2173XAI2525

2183XAI2525	25	39	3	25	24	15	660

ATTACCO ASTE A GANCIO
HOOK COUPLING RODS

DOTAZIONE | *SUPPLY*

1 vite VT21M5XZB25CI | *1 screw VT21M5XZB25CI*

AI INOX

P G T

Utilizzare cilindro a CAM regolabile
Use cylinder with adjustable cam

Attacco aste AA2152 da ordinare a parte pag. 25
Rod coupling AA2152 to be ordered apart page 25

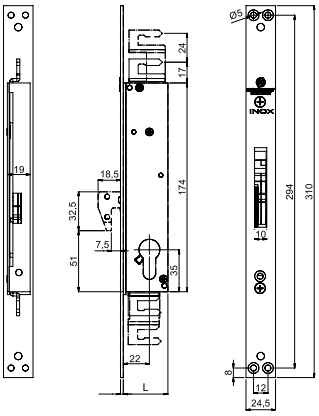

CATENACCIO LAMELLARE
BIMATERIAL BOLT

ACCESSORI
ACCESSORIES

Codice *Code*	Descrizione *Description*		g	€ cad. € *each*
7400KZN4030	Cerniera superiore mobile ed inferiore **fissa** per tubolari 30x40 spessore 2 mm *Upper mobile and lower **fixed** hinge for tubes 30x40 thickness 2 mm*	30	680	
ZN				

7400AZN4030	Cerniera superiore ed inferiore **mobile** per tubolari 30x40 spessore 2 mm ***Mobile** upper and lower hinge for tubes 30x40 thickness 2 mm*	30	680	
ZN				

COPPIA DI CERNIERE CON MOLLA DI RITORNO
COUPLE OF HINGES WITH RETURN SPRING

7401KZN4030	Coppia di guida aste con puntale Ø 16 per tubolari 30x40 spessore 2 mm *Pair of rods guide for tubes 30x40 thickness 2 mm*	30	424	
ZN				



7401XZN4030	Guida aste per tubolari 30x40 spessore 2 mm *Rods guide for tubes 30x40 thickness 2 mm*	30	198	
ZN	Ordinare a parte PU5818X2B16AS (pag. 27) *PU5818X2B16AS to be ordered apart (page 27)*			

7402XZN0530	Spessore 5x30 mm abbinabile con art. 7400, 7401 da utlizzare per tubolari con misura maggiore di 40. Es. per tubolari 30x45, 30x50 *Thickness 5x30 mm suitable for art. 7400, 7401. Suitable for tubes with measure over 40. Ex. tubes 30x45, 30x50*	30	37	
ZN				

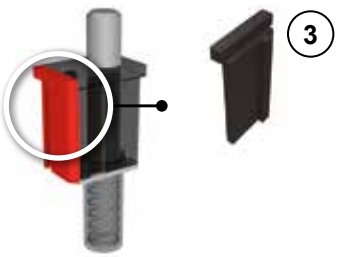

Codice *Code*	Descrizione *Description*		g
7410KZB4030	Kit snodo a 90° per tubolari 30x40 mm spessore 2 mm. La confezione include: 1 snodo superiore e inferiore, 1 perno, 1 rondella, 1 vite *90° kit of junction for tubes 30x40 mm thickness 2 mm.* *The package includes: 1 junction upper and lower,* *1 linchpin, 1 washer, 1 screw*	20	615

ZB

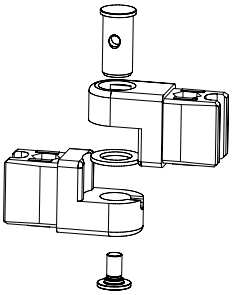

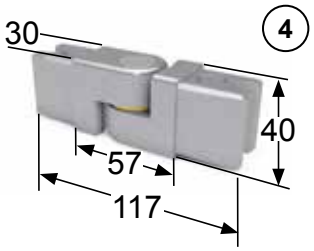

7411KZB4030	Kit snodo a 180° per tubolari 30x40 mm spessore 2 mm. La confezione include: 1 snodo superiore e inferiore, 2 perni, 2 rondelle, 2 viti *180° junction kit for tubes 30x40 mm thickness 2 mm.* *The package includes: 1 junction upper and lower,* *2 linchpins, 2 washers, 2 screws*	20	615

ZB

NEW

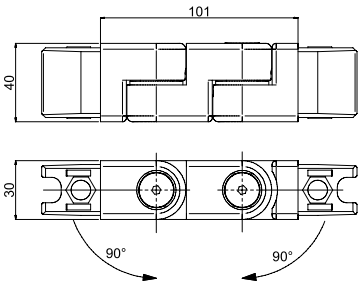



7415KZB3020	Boccola fermo grata per snodi superiore e inferiore Ø 30x20 mm e vite *Bushing locking grates for upper and lower junctions* *Ø 30x20 mm and 1 screw*	120	84

ZB

5

7420KZB4030	Kit per giunzione angolare per tubolari 30x40 mm *Angolar junction kit for tubes 30x40 mm*	120	84

ZB

NEW

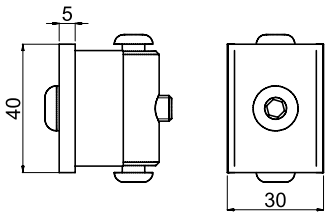

NO SALDATURA
NO WELDING



6

Pat Pending

7310XBKXX16	Tappo nero copriforo asolato per puntale Ø 16 *Black cap cover-hole for tip Ø 16*	-	-

BK

7

ACCESSORI
ACCESSORIES

Codice *Code*	Descrizione *Description*		g
7305XBKXX16	Boccola distanziale telaio per cerniera 7400 *Thickness bushing frame for hinge 7400*	-	-

BK

8

AT2172XZBXXXX	Dima di foratura per tubolari 30x40 mm per art. 2172, 2173, 2183 HERCULES *Mould to hole tubes 30x40 mm for art. 2172, 2173, 2183 HERCULES*	-	-

ZB

30

Codice *Code*	Larghezza (L) *Width (L)*	Punti di chiusura *Closing points*	Corsa (A) *Stroke (A)*	Corsa (B) *Stroke (B)*		g
2174	37	2	25	24	15	747

Deviatore abbinabile a serrature Hercules, corsa aste 24 mm. Catenaccio basculante.

Switch suitable for Hercules locks, rods stroke 24 mm. Balancing bolt.

AI

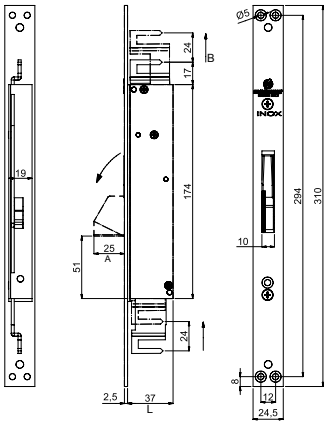

2184	37	2	18,5	24	15	788

Deviatore abbinabile a serrature Hercules, corsa aste 24 mm. Catenaccio lamellare.

Switch suitable for Hercules locks, rods stroke 24 mm. Thin sheet bolt.

AI

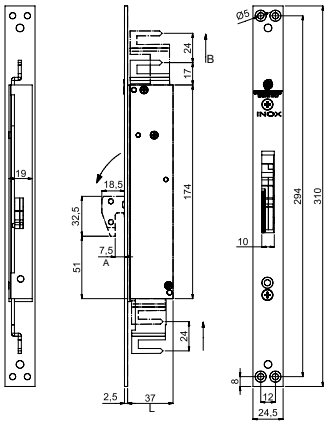

Codice *Code*	Descrizione *Description*
4222IBK1001	Protector grata interno 30x82x10 mm. Sistema con 1 vite di fissaggio tramite il carrello interno. Il protector si applica direttamente sul cilindro senza fare fori di fissaggio sulla grata. *Zamak protector for grate, internal 30x82x10 mm.* *Fixing with one screw through the inner slide.* *The protector is fixed directly on the cylinder without having to hole the grate.*

BK

FISSAGGIO RAPIDO
QUICK FIXING

Codice *Code*	Descrizione *Description*
4222IBK1002	Protector grata interno 30x82x10 mm. Sistema tradizionale con 2 viti di fissaggio forando la grata. *Zamak protector for grate, internal 30x82x10 mm.* *Standard fixing with 2 screws by holing the grate.*

BK

Codice *Code*	Descrizione *Description*
4222IBK1003	Protector grata interno 30x82x10 mm. Sistema con 3 viti permette di bloccare la serratura senza viti di fissaggio laterali. *Protector for grate, internal 30x82x10 mm.* *Zamak black painted. Fixing with 3 screws that allows the block of lock without side fixing screws.*

BK

Codice *Code*	Descrizione *Description*
4222EBK20G2	Protector grata con sfera antitrapano, esterno 30x89x21 mm per tubolare 30mm. Cilindro 30 mm. *Protector for grate with anti-drilling pins, external 30x89x21 mm suitable for tubes 30 mm. Cylinder 30 mm.*

BK

ESEMPIO DI MONTAGGIO | *ASSEMBLY EXAMPLE*

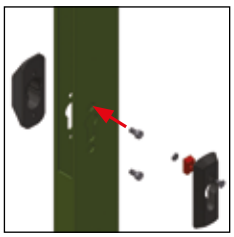





ACCESSORI
ACCESSORIES

Codice *Code*		g
5200XBK25XX	100	68

DESCRIZIONE I *DESCRIPTION*
Maniglia completa di piastrina copritoppa in nylon con quadro 8x25 mm.

Handle with key-hole escutcheon in nylon with handle square 8x25 mm.

BK

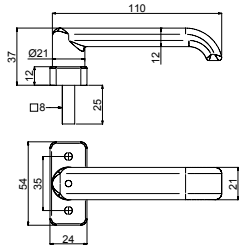

5201XBK25XX	60	81

DESCRIZIONE I *DESCRIPTION*
Maniglia completa di placca per doppia mappa in nylon con quadro 8x25 mm.

Handle with plate for double ward in nylon with screws, plastic support and handle square 8x25 mm.

BK

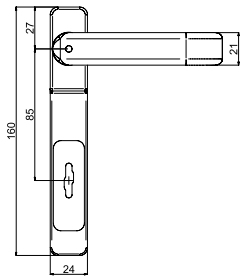

5202XBK25XX	60	81

DESCRIZIONE I *DESCRIPTION*
Maniglia completa di bocchetta copritoppa in nylon con viti a scomparsa, supporto plastico e quadro maniglia 8x25 mm. Entrata chiave a cilindro. Interasse 85 mm.

Handle with key-hole escutcheon in nylon with screws, plastic support and handle square 8x25 mm. Cylinder key entrance. Interspace 85 mm.

BK

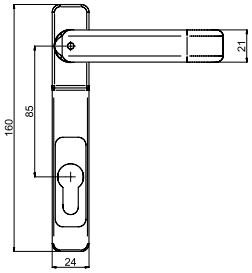

5210XBK25XX	100	114

DESCRIZIONE I *DESCRIPTION*
Maniglia Loretta oscillante in lega di zinco. Quadro 8x25 mm ad espansione. Ingombro solo 10 mm.

Swinging handle Loretta from zinc alloy. Expansion square 8x25 mm. Size only 10 mm.

BK

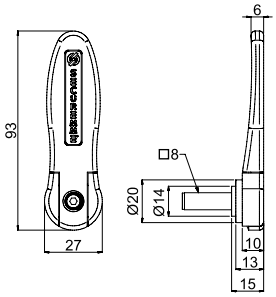

Tubolare 30x40 mm
Tube 30x40 mm

Codice *Code*	Tubolare *Tube*	Lunghezza (L) □ *Length (L)* □	Ø foro *Ø hole*		g
5210KBK30XX	30	28,5	14	100	200
5210KBK35XX	30	34,5	20	100	200
5210KBK40XX	40	38,4	14	100	200
5210KBK45XX	40	44,5	20	100	200

DESCRIZIONE I *DESCRIPTION*
Maniglia doppia Loretta oscillante in lega di zinco. Ingombro solo 10 mm.

Swinging handle Loretta from zinc alloy. Size only 10 mm.

BK

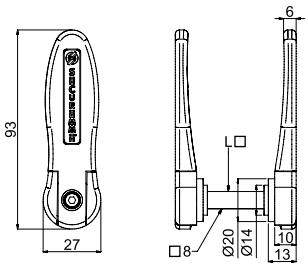

ACCESSORI
ACCESSORIES

Codice *Code*	Descrizione *Description*		g
5803XZBXX08	Asta filettata con attacco M8 Ø 10x1200 mm per art. 2102, 2103, 2152, 2153, 2172, 2173 *Threaded rod with coupling M8 Ø 10x1200 mm for art. 2102, 2103, 2152, 2153, 2172, 2173*	30	321
ZB	**Puntale da ordinare a parte, vedi PU5818** ***End bolt to be ordered apart, see PU5818***		

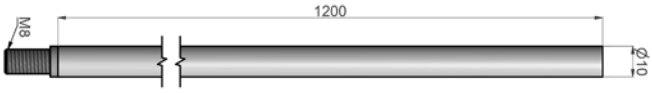

AA2152XZB1208	Attacco asta filettata M8 per art. 2183 *Rod coupling threaded M8 for art. 2183*	30	13
VT26M4XZB12CO	Vite testa svasata M4x12 *Screw with flared head M4x12*	30	1
PU5803XZB08AS	Puntale M8 Ø 10x32,5 mm *End bolt M8 Ø 10x32,5 mm*	30	10

ZB

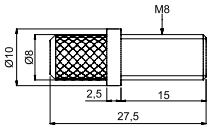

PU5803XZB08AS

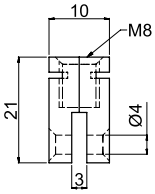

AA2152XZB1208

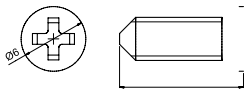

VT26M4XZB12CO

5807XZB10AR	Asta ad aggancio rapido Ø 10x1200 mm per art. 2157, 2158 *Rapid coupling rod Ø 10x1200 mm for art. 2157, 2158*	30	328
ZB	**Puntale da ordinare a parte, vedi PU5818** ***End bolt to be ordered apart, see PU5818***		

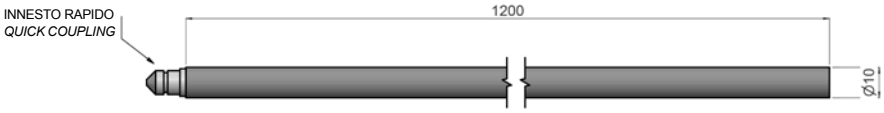

AA2157XZB12AR	Attacco asta Ø 10 con attacco rapido *Rod coupling Ø 10 with rapid fixing*	30	7,38
VT26M4XZB12CO	Vite testa svasata M4x12 *Screw with flared head M4x12*	30	1
PU2157XZB09AS	Puntale Ø 9 mm innesto rapido *End bolt Ø 9 mm quick coupling*	30	7

ZB

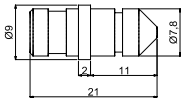

PU2157XZB09AS

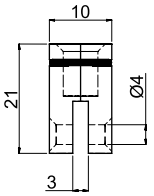

AA2157XZB12AR

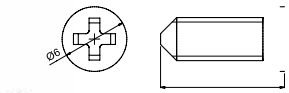

VT26M4XZB12CO

5818XZB10GN	Asta filettata con attacco Ø 8 Ø 10x1200 mm completa di puntale carbonitrurato antitaglio Ø 10 mm per art. 2018, 2022 *Threaded rod with coupling Ø 8 Ø 10x1200 mm endowed with hardened cut-resistant end-bolt Ø 10 mm for art. 2018, 2022*	30	308
ZB			

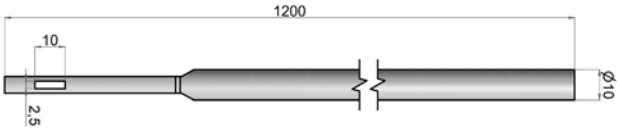



PU5818XZB10AS	Puntale carbonitrurato antitaglio Ø 10 mm in acciaio temprato e zincato *Hardened cut-resistant end-bolt Ø 10 mm in hardened galvanized steel*	30	50
PU5818XZB12AS	Puntale carbonitrurato antitaglio Ø 12 mm in acciaio temprato e zincato *Hardened cut-resistant end-bolt Ø 12 mm mm in hardened galvanized steel*	30	68
PU5818XZB14AS	Puntale carbonitrurato antitaglio Ø 14 mm in acciaio temprato e zincato *Hardened cut-resistant end-bolt Ø 14 mm mm in hardened galvanized steel*	30	90
PU5818XZB16AS	Puntale carbonitrurato antitaglio Ø 16 mm in acciaio temprato e zincato *Hardened cut-resistant end-bolt Ø 16 mm mm in hardened galvanized steel*	30	113
ZB	**Da inserire a pressione nell'asta a tubo Ø 10** ***To press in tube rod Ø 10***		



SERRATURE A DOPPIA MAPPA
DOUBLE WARD LOCKS 27

Serrature con chiave a doppia mappa per serrande e garage. In versione centrale, destra, sinistra, coppia destra e sinistra con stessa cifratura (KA), con catenaccio diritto o zancato. Intercambiabile con quelle presenti in commercio.
Disponibili in versione Securmap 11 con brevetti contro la manipolazione e chiave a duplicazione protetta.

Double ward locks for rolling shutters and garage. In central, right and left version. Right and left couple key alike (KA). Available with straight or bended bolt. Interchangeable with the ones in commerce. ***Available in Securmap 11 version with patents against manipulation and key with protected duplication.***

SERRATURE A CILINDRO
CYLINDER LOCKS 30

Serrature per serrande e garage con chiave a cilindro. Sistema di fissaggio intercambiabile con quelle presenti in commercio, in versione centrale, destra, sinistra, coppia destra e sinistra con stessa cifratura (KA), disponibili con catenaccio diritto o zancato.

Cylinder locks for rolling shutters and garage. Fixing system interchangeable with the ones in commrce. Available in central, right, left version. Right and left couple with same key code (KA). Available with straight or bended bolt.

ACCESSORI
ACCESSORIES NEW 31

ESEMPI DI UTILIZZO
EXAMPLE OF USE

A Un punto di chiusura movimentato da maniglia
One closing point activated by handle

B Versione due punti di chiusura movimentati da chiave e rinforzo catenaccio
Two closing points version activated by key and reinfoced bolt

C Piastra di protezione 7120ZB2001
Protection plate 7120ZB2001

ESEMPIO COMPOSIZIONE CODICE | *CODING EXAMPLE*

Modello *Type*	**Mano** *Hand*	**Finitura** *Finishing*	**Sporgenza aste** *Rods projection*	**H. guidachiave** *H. key guide*	**Tipo di serratura** *Kind of lock*	**Modello chiave** *Key model*	**N. chiavi** *N. keys*
Serrature per serrande e garage *Locks for rolling shutters and garage*	**X**= centrale *central* **S**= sinistra *left* **D**= destra *right*	**ZB**= zincata bianca *galvanized white*	**20** **45** **70**	**08**= 8 mm Guidachiave componibile *Modular key guide*	**A**= doppia mappa 6 leve *double ward 6 levers* **XX**= cilindro *cylinder*	**B**= OCVBXNISBOZ **3**= OCV3XNISBOZ SECURMAP 11 3=B= 68 mm	**2** **3**
2200	**X**	**ZB**	**45**	**08**	**A**	**B**	**2**

Codice *Code*	Mano *Hand*	Chiusura *Closing*	Mandate *Turns*	Catenaccio *Bolt*		g
2200XZB4508AB2	X	2	2	Diritto/*Straight*	- 20	660
2205XZB4508AB2	X	2	2	Zancato/*Bended*	- 20	660

Serratura centrale
Central lock

ZB

B P

Guidachiave componibile altezza 8 mm.
Semplicità di montaggio per l'allungamento.
Modular key-guide height 8 mm.
Easy assembly for extension.

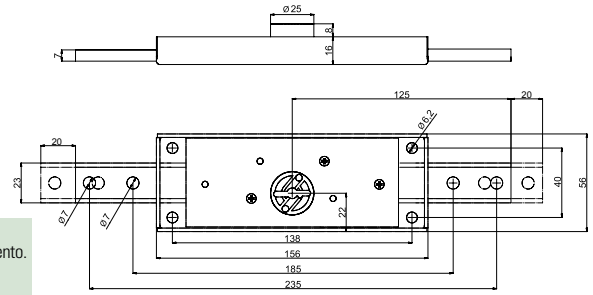

2200XZB4508AB2

2200XZB4508A32	X	2	2	Diritto/*Straight*	1 - 12	670
2205XZB4508A32	X	2	2	Zancato/*Bended*	1 - 12	670

Serratura centrale
Central lock

ZB

B P

X S ®

SECURMAP 11

Guidachiave componibile altezza 8 mm.
Semplicità di montaggio per l'allungamento.
Modular key-guide height 8 mm.
Easy assembly for extension.

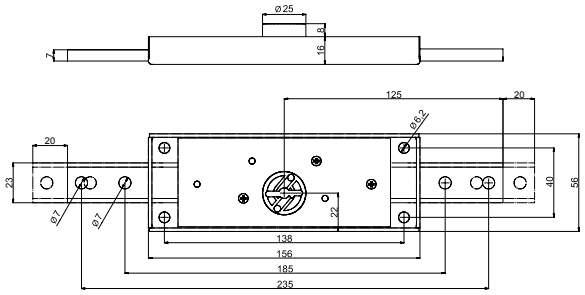

2200XZB4508A32

2230XZB4508AB3	DX-SX	2	2+2	Diritto/*Straight*	- 10	1185
2235XZB4508AB3	DX-SX	2	2+2	Zancato/*Bended*	- 10	1165

Coppia di serrature dx/sx
Pair locks right/left

ZB

B P

Guidachiave componibile altezza 8 mm.
Semplicità di montaggio per l'allungamento.
Modular key-guide height 8 mm.
Easy assembly for extension.

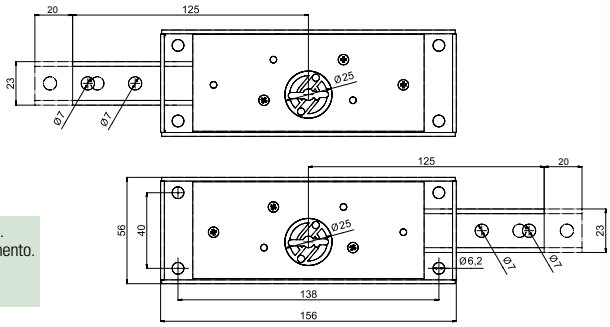



2230XZB4508AB3

2230XZB4508A33	DX-SX	2	2+2	Diritto/*Straight*	1 - 12	1165
2235XZB4508A33	DX-SX	2	2+2	Zancato/*Bended*	1 - 12	1165
2235XZB7008A33	DX-SX	2	2+2	Zancato/*Bended*	1 - 12	1165

Coppia di serrature dx/sx
Pair locks right/left

ZB

B P

X S ®

SECURMAP 11

Guidachiave componibile altezza 8 mm.
Semplicità di montaggio per l'allungamento.
Modular key-guide height 8 mm.
Easy assembly for extension.

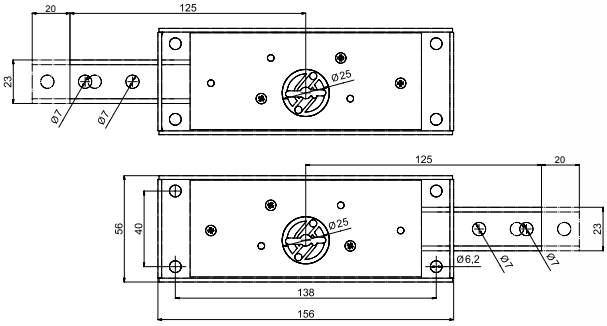

2230XZB4508A33

Possibilità di esecuzione di gruppi con stessa combinazione (KA). Per comporre il codice aggiungere alla fine KA. Es. 2200XZB4508AB2KA
Lock can be supplied in groups with the same key code (KA execution). Add final "KA" to compose the article. Es. 2200XZB4508AB2KA

Codice *Code*	Mano *Hand*	Chiusura *Closing*	Mandate *Turns*	Catenaccio *Bolt*		g
2210SZB4508AB2	SX	1	2	Diritto/*Straight*	- 20	601
2215SZB4508AB2	SX	1	2	Zancato/*Bended*	- 20	601

Serratura laterale sx
Left lateral lock

ZB

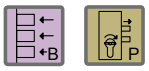

Guidachiave componibile altezza 8 mm.
Semplicità di montaggio per l'allungamento.
Modular key-guide height 8 mm.
Easy assembly for extension.

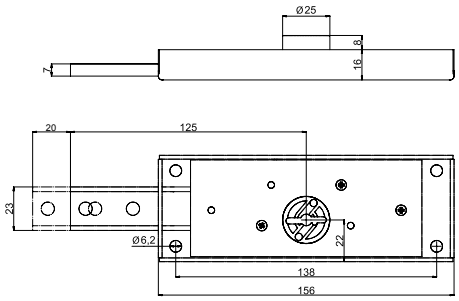

2210SZB4508AB2

2210SZB4508A32	SX	1	2	Diritto/*Straight*	1 - 12	601
2215SZB4508A32	SX	1	2	Zancato/*Bended*	1 - 12	601

Serratura laterale sx
Left lateral lock

ZB

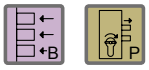

SECURMAP 11

Guidachiave componibile altezza 8 mm.
Semplicità di montaggio per l'allungamento.
Modular key-guide height 8 mm.
Easy assembly for extension.

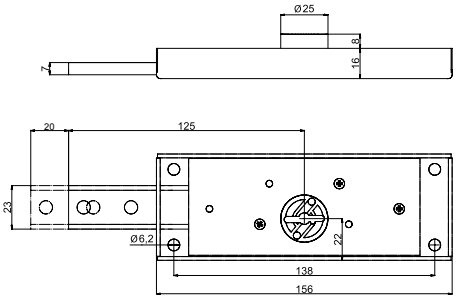

2210SZB4508A32

2210DZB4508AB2	DX	1	2	Diritto/*Straight*	- 20	601
2215DZB4508AB2	DX	1	2	Zancato/*Bended*	- 20	601

Serratura laterale dx
Right lateral lock

ZB

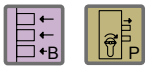

Guidachiave componibile altezza 8 mm.
Semplicità di montaggio per l'allungamento.
Modular key-guide height 8 mm.
Easy assembly for extension.

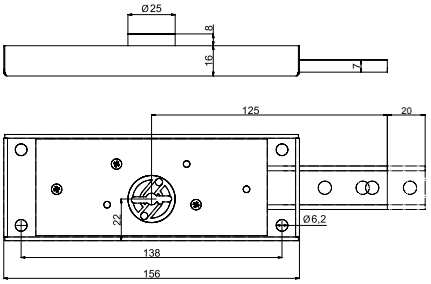

2210DZB4508AB2

2210DZB4508A32	X	1	2	Diritto/*Straight*	1 - 12	601
2215DZB4508A32	X	1	2	Zancato/*Bended*	1 - 12	601

Serratura laterale dx
Right lateral lock

ZB

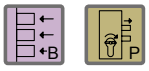

SECURMAP 11

Guidachiave componibile altezza 8 mm.
Semplicità di montaggio per l'allungamento.
Modular key-guide height 8 mm.
Easy assembly for extension.

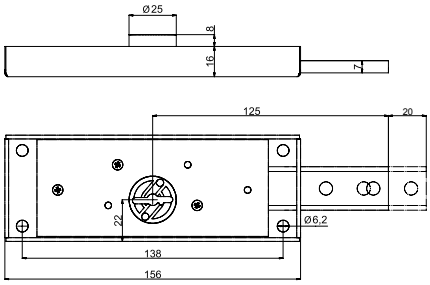

2210DZB4508A32

Possibilità di esecuzione di gruppi con stessa combinazione (KA). Per comporre il codice aggiungere alla fine KA. Es. 2210SZB4508AB2KA
Lock can be supplied in groups with the same key code (KA execution). Add final "KA" to compose the article. Es. 2210SZB4508AB2KA

Codice *Code*	Mano *Hand*	Chiusura *Closing*	Mandate *Turns*	Catenaccio *Bolt*		g
2240XZB2008AB2	X	1	2	Diritto/*Straight*	- 20	611

Serratura centrale per garage
Garage central lock

ZB

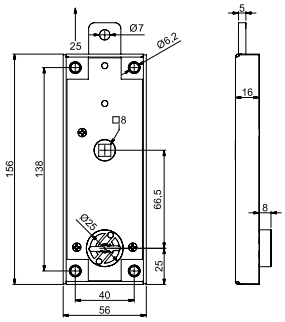

2240XZB2008A32	X	1	2	Diritto/*Straight*	1 - 12	611

Serratura centrale per garage
Garage central lock

ZB

SECURMAP 11

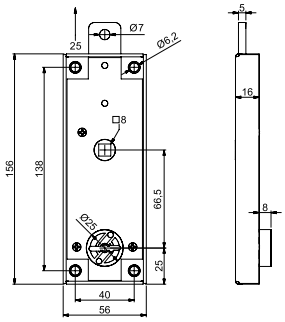

2250XZB2008AB2	X	3	2+2	Diritto/*Straight*	- 10	1260

Coppia di serrature per garage
Pair of lock for garage

ZB

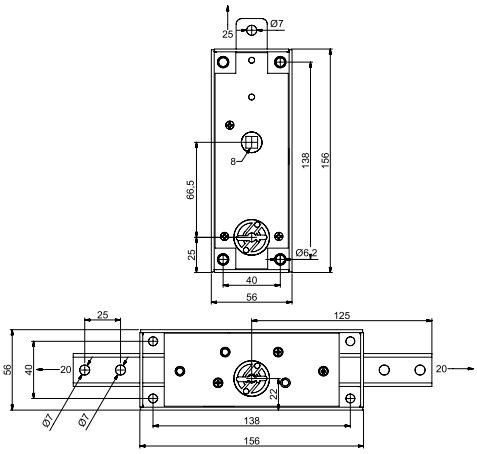

2250XZB4508A33	X	3	2+2	Diritto/*Straight*	1 -12	1260

Coppia di serrature per garage
Pair of lock for garage

ZB

SECURMAP 11

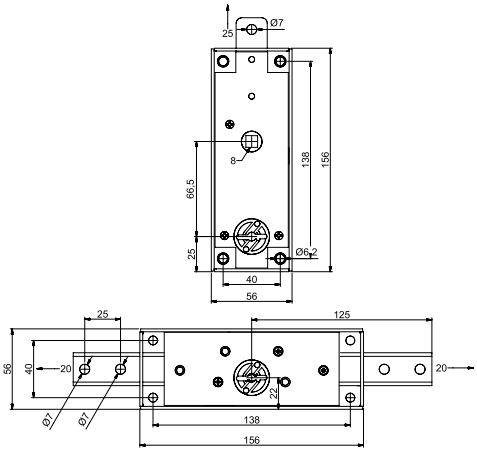

GC2200XZBXX08

Guidachiave componibile altezza 8 mm
Modular key guide height 8 mm

ZB

Codice *Code*	Mano *Hand*	Chiusura *Closing*	Mandate *Turns*	Catenaccio *Bolt*		g
2260XZB4508XX2	X	2	2	Diritto/*Straight*	1 - 24	562

Serratura centrale
Central lock

ZB

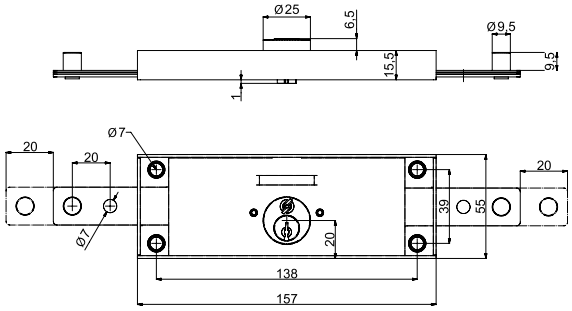

2275SZB4508XX2	SX	1	2	Zancato/*Bended*	1 - 24	458

Serratura laterale sx
Left lateral lock

ZB

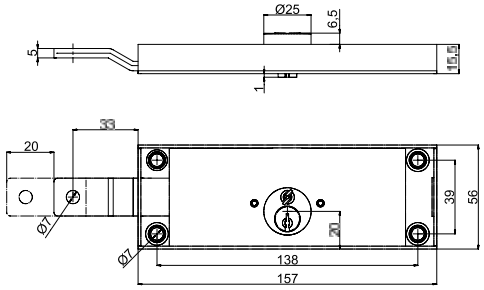

2275DZB4508XX2	DX	1	2	Zancato/*Bended*	1 - 24	458

Serratura laterale dx
Right lateral lock

ZB

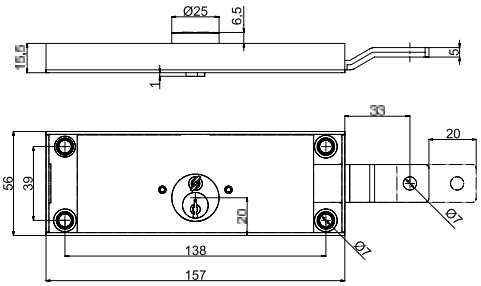

2280XZB4508XX3	DX-SX	2	2+2	Diritto/*Straight*	1 - 12	959
2285XZB4508XX3	DX-SX	2	2+2	Zancato/*Bended*	1 - 12	959

Coppia di serrature dx/sx
Pair locks right/left

ZB

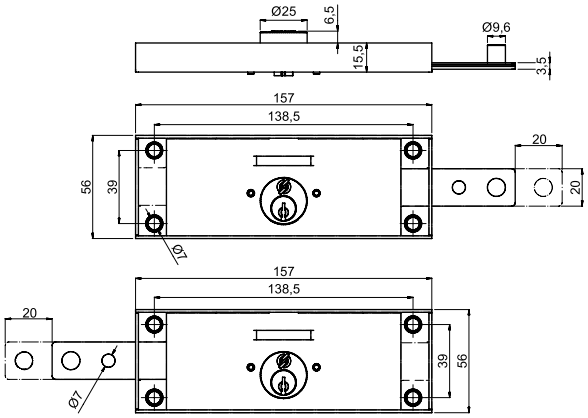

2285XZB4508XX3

Possibilità di esecuzione di gruppi con stessa combinazione (KA) I Per comporre il codice aggiungere alla fine KA. 2260XZB4508XX2KA
Lock can be supplied in groups with the same key code (KA execution) I Add final "KA" to compose the article. 2260XZB4508XX2KA

SERRANDE E GARAGE
ROLLING SHUTTERS AND GARAGE

Codice *Code*	Mano *Hand*	Chiusura *Closing*	Mandate *Turns*	Catenaccio *Bolt*		g
2290XZB2008XX3	X	1	1	Diritto/*Straight*	1 - 24	474

Serratura centrale per garage
Garage central lock

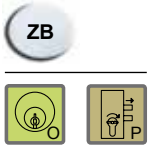

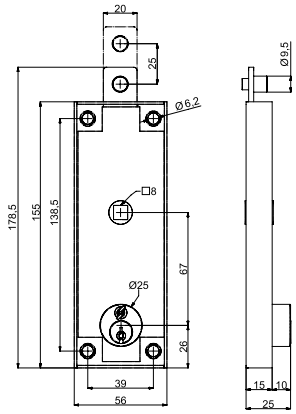

2291XZB2070	X	1	1	Diritto/*Straight*	1 - 24	428

Serratura centrale per garage
Garage central lock

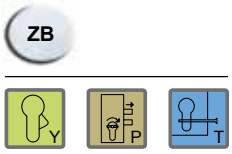

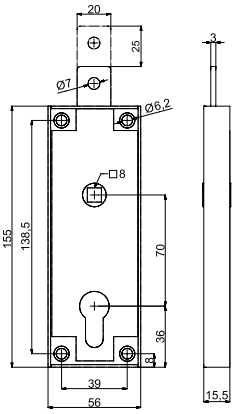

ACCESSORI
ACCESSORIES

Codice *Code*	g
7002XZB15M5	145

Piastra di fissaggio per serrande intercambiabile con quella in commercio

Fixing plate for rolling shutters interchangeable with ones in commerce

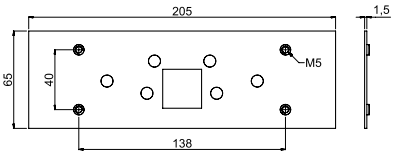

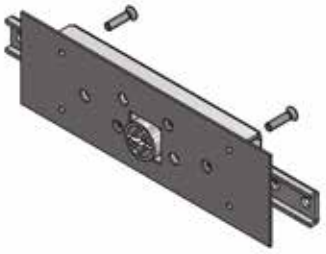

SQ2260XZB1205	20

Squadretta di fissaggio serrature per serranda e basculanti

Fixing square for rolling shutter and balancing doors locks

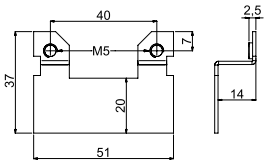

7122XAC10XX	56

Piastra antitrapano per serrature per serrande 130x62x1 mm in acciao temprato durezza 50/53 HRC

Antidrilling plate for rolling shutter 130x62x1 mm in hardened steel, hardness 50/53 HRC

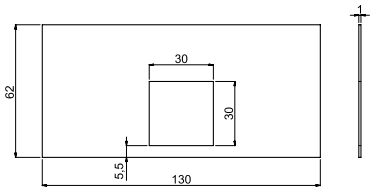

DIFENDI IL TUO GARAGE | *DEFEND YOUR GARAGE*

KIT 2240KZBKIT1

serratura doppia mappa SECURMAP 11 e accessori
double ward lock SECURMAP 11 and accessories

Riferimenti numeri pag. 34 | *Number references pag. 34*

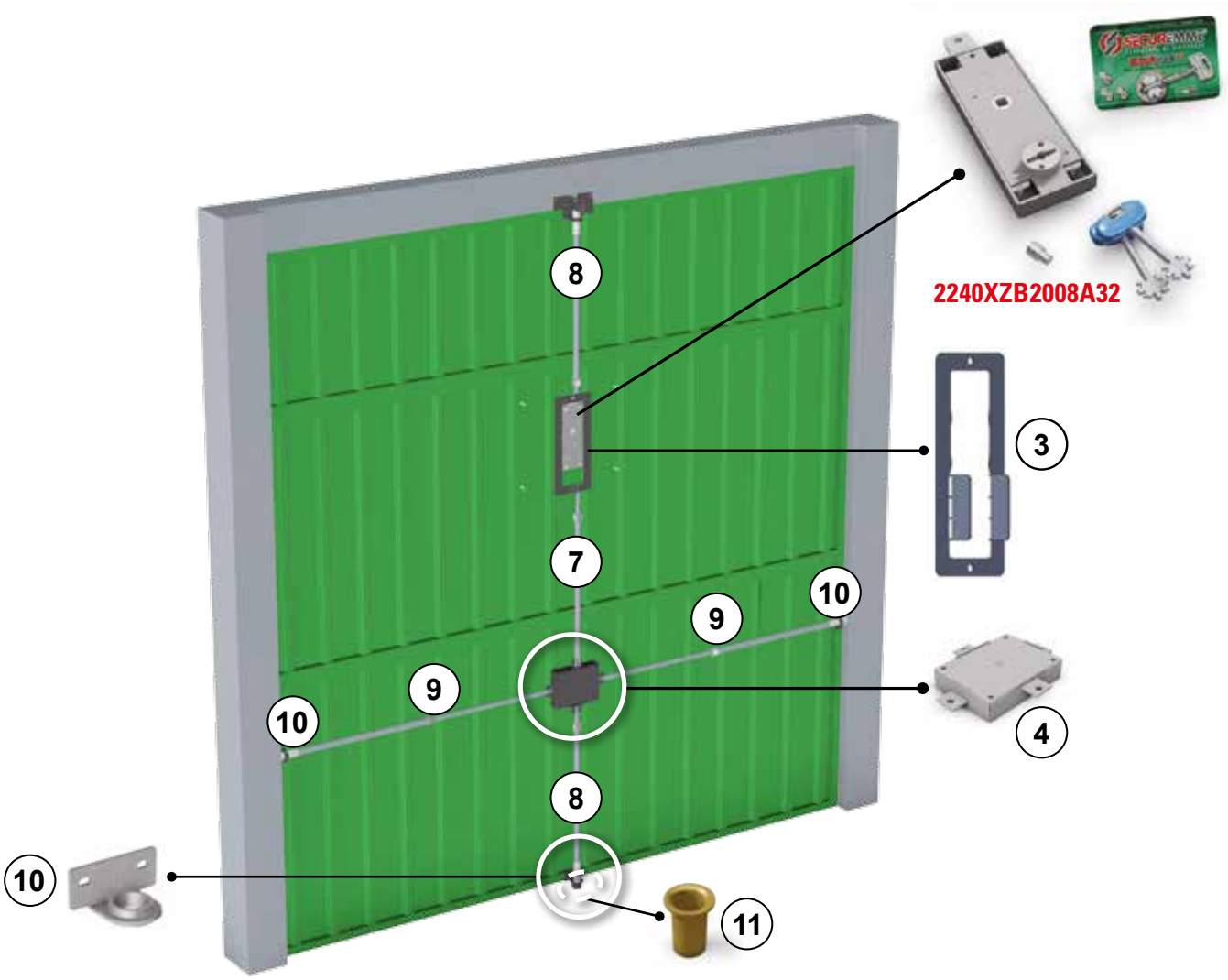

Codice *Code*	Dimensioni *Measures*		g	€ cad. *€ each*
2240KZBKIT1		1	3500	89,85

Kit con serratura basculante a doppia mappa Securmap 11 ed accessori. Include:
Kit Securmap 11 double ward lock for garage doors and accessories. Includes:
N.1 2240XZB2008A32, N.1 7110XZB2008, N.1 VT22M8KZB8058, N.1 5865KZBGH08, N.1 5660XZB04XX, N.1 VT22M5KZB5056, N.2 5885KZBGH08, N.1 5875KZBGH08, N.1 5800XZT22XX, N.3 SQ2240XZB2018

DIFENDI IL TUO GARAGE | *DEFEND YOUR GARAGE*

KIT 2291KZBKIT1

serratura a cilindro e accessori
cylinder lock and accessories

Riferimenti numeri pag. 34 | *Number references pag. 34*

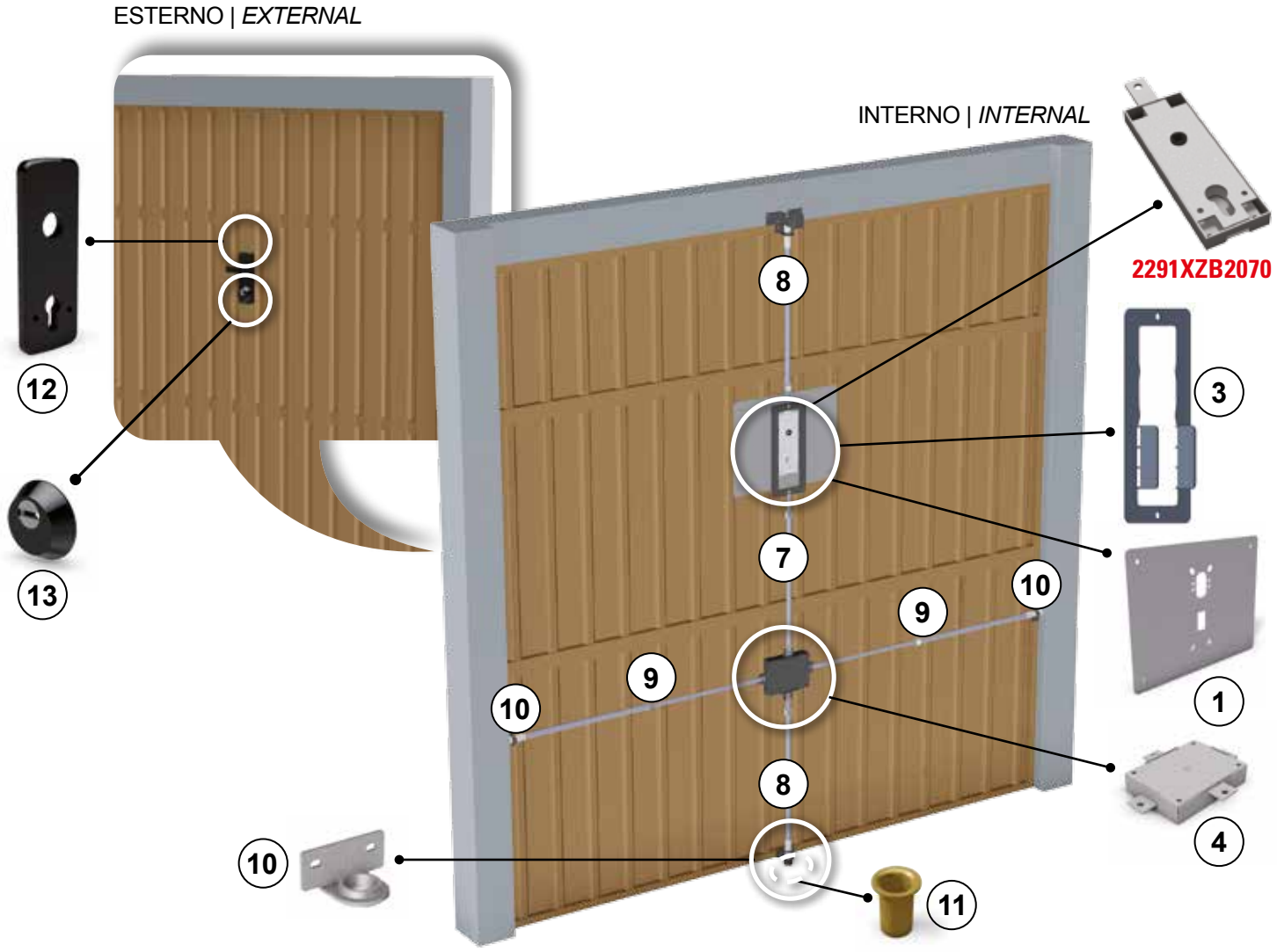

Codice *Code*	Dimensioni *Measures*		g	€ cad. *€ each*
2291KZBKIT1		1	5500	146,85

Kit con serratura basculante a cilindro ed accessori. Include:
Kit with European cylinder lock for garage doors and accessories. Includes:
N.1 2291XZB2070, N. 1 7120XZB2001, N. 1 7110XZB2008, N.1 1 VT22M8KZB8058, N.1 5865KZBGH08, N.1 5660XZB04XX, N.1 VT22M5KZB5056, N. 2 5885KZBGH08, N.1 5875KZBGH08, N. 1 5800XZT22XX, N.3 SQ2240XZB2018, N.1 7123XBK0100, N.1 4255XBK14M2

ACCESSORI
ACCESSORIES

NEW

Codice *Code*	Dimensioni *Measures*		g
7120XZB2001	300x240x20 mm	30	1090

Piastra di protezione per basculante completa di 4 bulloni M5X20 testa bombata, 4 dadi e 4 ranelle

Protection plate for balancing lock endowed with 4 hubs M5X20, rounded head, 4 nuts and 4 washers

ZB

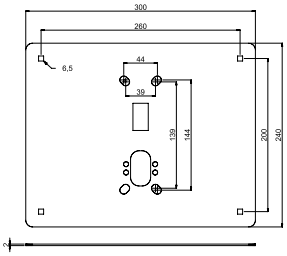

1

7121XZB2001	270x240x20/10 mm	20	1070
7121XZB2002	300x240x20/10 mm	20	1180

Piastra di protezione dogata 270x240x20/10 mm in acciao zincato per basculante

Protection staved plate 270x240x20/10 mm in galvanized steel for balacing door

ZB

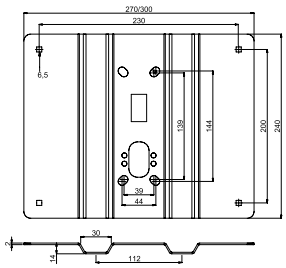

2

7110KZB2008		60	177

Piastra di rinvio con protezione per deviatore 5660

Return plate with protection for switch 5660

ZB

NEW

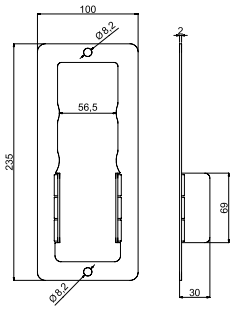

3

5660XZB04XX		20	822

Deviatore a 4 vie corsa fino a 40 mm

Switch with 4 connection points, stroke up to 40 mm

ZB

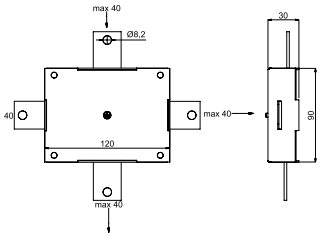

4

VT22M5KZB5056		200	41

Kit di 4 bulloni con testa bombata M5X40, per fissaggio deviatore art. 5660, 4 dadi, 4 ranelle

Kit of 4 rounded head hubs M5x40, for fixing switch art. 5660, 4 nuts, 4 washers

5

VT22M8KZB8058		60	19

Kit viti utili per collegare: la serratura, le piastra di rinvio 7110KZB20X, il deviatore 5660XZB40XX, 6 bulloni M8X80, 18 dadi M8 autobloccanti

Screws kit useful for connecting: the lock, the return plate 7110KZB20X, switch 5660XZB40XX, 6 nuts M8x80, 18 self-locking nuts M8

6

ACCESSORI
ACCESSORIES

Codice *Code*		g

5865KZBGH08 10 231

Asta serratura/deviatore zincata con ghiera regolabile 620-940 mm c/attacco Ø 8 mm
Switch-rod galvanized with adjustable ring 620-940 mm fixing Ø 8 mm

ZB

GHIERA DI REGISTRAZIONE
REGISTRATION SLEEVE

7

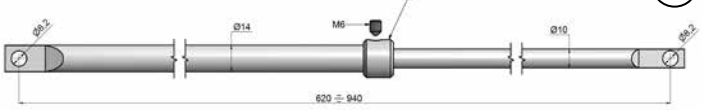

5875KZBGH08 10 219

Asta terminale a pavimento con ghiera regolabile 620-820 mm c/attacco Ø 8 mm
End-rod, central, galvanized with adjustable ring 620-820 mm fixing Ø 8 mm

ZB

GHIERA DI REGISTRAZIONE
REGISTRATION SLEEVE

8

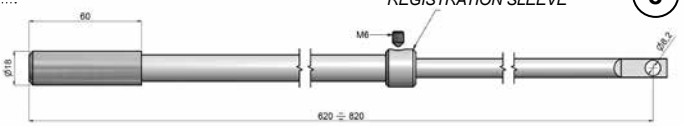

5885KZBGH08 10 219

Asta terminale lunga zincata con ghiera regolabile 800-1300 mm c/attacco Ø 8 mm
End-rod, long, galvanized with adjustable ring 800-1300 mm fixing Ø 8 mm

ZB

GHIERA DI REGISTRAZIONE
REGISTRATION SLEEVE

9

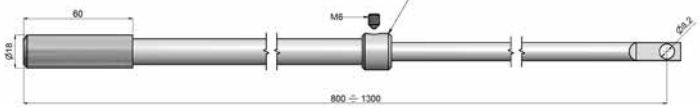

SQ2240KZB2018 100 23

Squadretta guida aste terminali con ghiera in nylon per pistone Ø 18 mm
Square end-rods guide with nylon ring nut for bolt Ø 18 mm

ZB

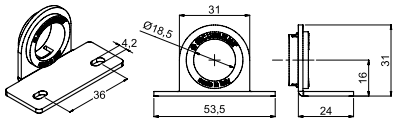

10

5800XZT22XX 100 31

Pozzetto a pavimento Ø 22 mm
Floor socket Ø 22 mm

ZT

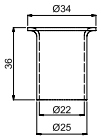

11

7123XBK0100 20 695

Piastra di protezione 60x170x10 mm, per serratura a cilindro in acciaio carbonitrurato verniciato nero
Protection plate 60x170x10 mm, for European cylinder lock in carbonitrided steel black painted

BK | A

12

4255XBK14M2 20 291

Protector esterno Topsicur Ø 55x14 mm verniciato nero
External protector Topsicur Ø 55x14 mm black painted

BK | A

13

APPLICARE | *TO APPLY*

SERRATURE A DOPPIA MAPPA
DOUBLE WARD LOCKS

Serrature di sicurezza da applicare a doppia mappa. Catenaccio in acciaio cromato 10x60 mm. 6 mandate, corsa 72 mm.

Security double ward locks to apply. Chromed steel bolt 10x60 mm. 6 levers, bolt stroke 72 mm.

ACCESSORI
ACCESSORIES

LEGENDA LOGHI | *LOGOS LEGEND*

SERRATURA CON CHIAVE A DOPPIA MAPPA
LOCK WITH DOUBLE WARD KEY

CATENACCIO MOVIMENTATO DA CHIAVE
BOLT ACTIVATED BY KEY

LEGENDA FINITURE | *FINISHES LEGEND*

Marrone
Brown

ESEMPIO COMPOSIZIONE CODICE | *CODING EXAMPLE*

Modello *Type*	**Mano** *Hand*	**Finitura** *Finishing*	**Entrata chiave** *Key entrance*	**Tipo di serratura** *Kind of lock*	**Modello chiave** *Key model*	**N. chiavi** *N. keys*
Serrature da applicare *Locks to apply* Ferroglietto **2304** Spranga **2306**	**S**= sinistra *left* **D**= destra *right*	**MA**=marrone *brown*	**50XX**	**A**= doppia mappa 6 leve *double ward 6 levers*	**F**= OCAFXNISBOZ 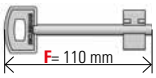 	**3**
2304	**D**	**MA**	**50XX**	**A**	**F**	**3**

SERRATURE A DOPPIA MAPPA DA APPLICARE
DOUBLE WARD TYPE LOCKS TO APPLY

Codice *Code*	Entrata *Entrance*	Chiusura *Closing*	Mandate *Turns*	Corsa *Stroke*		g
2304DMA50XXAF3	50	1	6	72	5	2570
2304SMA50XXAF3	50	1	6	72	5	2570

DOTAZIONE | *SUPPLY*
1 piastrina 4921KF3
1 contropiastra CP2304XMAXXXX

1 escutcheon 4921KF3
1 striking plate CP2304XMAXXXX

MA

D P

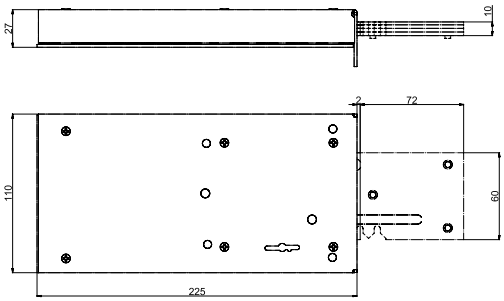

2304DMA50XXAF3

2306DMA50XXAF3	50	2	6	72	1	-
2306SMA50XXAF3	50	2	6	72	1	-

DOTAZIONE | *SUPPLY*
1 piastrina 4921KF3
1 contropiastra CP2304XMAXXXX

1 escutcheon 4921KF3
1 striking plate CP2304XMAXXXX

MA

D P

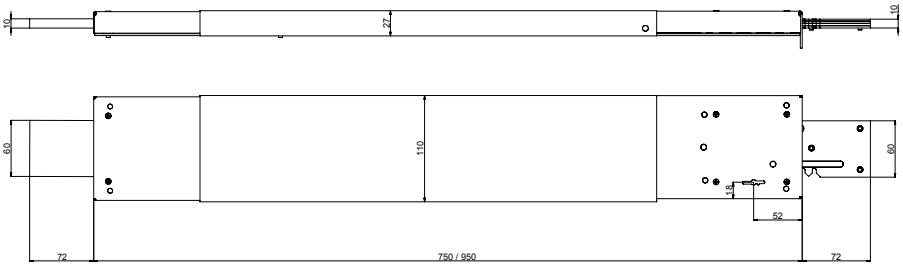



2306DMA50XXAF3

ACCESSORI
ACCESSORIES

PIASTRINE | *ESCUTCHEONS*

4921KF3 13

CHIAVI | *KEYS*

OCAFXNISBOZ 212

COPRICHIAVI | *KEY COVER*

IM0CC4XAZXXXX 215

CASSAFORTI | *SAFES*

CASSETTE DI SICUREZZA E ARMADI PORTA FUCILI
LITTLE SAFES AND SECURITY CABINET FOR GUNS

39

Serrature laterali a doppia mappa a 6 leve per cassette di sicurezza e armadi porta fucili. Versione con pistoni Ø 10 mm o versione con catenaccio.

Lateral double ward locks with 6 levers for little safes and security cabinet for guns. Available with pistons Ø 10 mm or with bolt.

CASSAFORTI 6/8 LEVE
SAFES 6/8 LEVERS

41

Serrature laterali, triplici di alta sicurezza a 6 o 8 leve asimmettriche con 2 chiavi a **doppia mappa inestraibile** a cassaforte aperta e cifratura bifrontale catenacci girevoli in acciao cromato Ø 22 mm.

Lateral locks, three locking points, 6 or 8 asymmetrical levers with 2 ***double ward keys not extractable*** *when safe is open. Bi-frontal key code with revolving bolts in chromed steel Ø 22 mm.*

CASSAFORTI ELETTRONICHE
ELECTRONIC SAFES

46

Serrature a combinazione elettronica digitale, movimento a motore. Alimentazione batteria 9 volt e possibilità di alimentazione d'emergenza. Codice utente da 4 a 10 cifre. Tastiera alfanumerica a membrana. Eventuale codice superiore Master Hotel. Catenacci girevoli in acciaio cromato Ø 22 mm.

Electronic digital combination lock system. Motor-driven movement. 1 internal 9 V alkaline battery-operated, possibility of emergency electric supply. User code from 4 up to 10 digits. Membrane alphanumeric keyboard. On request upper Master Hotel code. Chromed steel rotary bolts Ø 22 mm.

ACCESSORI
ACCESSORIES

47

UNI ENV 1300
RAPPORTO DI PROVA N. 167751
DELL'ISTITUTO GIORDANO

Le serrature di altissima sicurezza per cassaforti a 8 leve "serie 2800" sono state testate in base alla norma UNI ENV 1300 del febbraio 1999 secondo il rapporto di prova N. 167751 dell'Istituto Giordano e risultano soddisfare la classe A.

UNI ENV 1300
TEST REPORT N. 167751
OF INSTITUTE GIORDANO

The high security safe locks "serie 2800" with 8 levers are tested according to UNI ENV 1300 of February 1999, test report N. 167751 of Institute Giordano and satisfy class A.

ESEMPIO COMPOSIZIONE CODICE | *CODING EXAMPLE*

Modello *Model*	**Mano** *Hand*	**Finitura** *Finishing*	**Uscita chiave/ N. pomelli** *Key exit/ N. knobs*	**Guidachiave** *Key-guide*	**Tipo di serratura** *Kind of lock*	**Modello chiave** *Key model*	**N. chiavi** *N. keys*
Cassette di sicurezza *Little safes*	**D**= destra *right* **S**= sinistra *left*	**ZB**= zincata bianca *galvanized white* **GR**= grigia | *grey* **RO**= rossa | *red*	**01**= uscita chiave solo sulla 2° mandata *key exit on 2nd turn only* **02**= uscita chiave a 0 e sulla 2° mandata *key exit 0 and on 2nd turn* **03**= 3	**GC**= con guidachiave *with key-guide* **XX**= senza guidachiave *without key-guide*	**B**= cassaforte 6 gorges *safe 6 gorges* **F**= cassaforte 8 gorges *safe 8 gorges*	**C**= 0CVCXNISBOZ **8**= 0CF8XNISBOZ 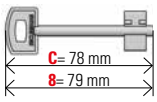 	**2**
2311	**S**	**ZB**	**01**	**GC**	**B**	**C**	**2**

SERRATURE PER CASSETTE DI SICUREZZA E ARMADI PORTA FUCILI
LOCKS FOR LITTLE SAFES AND SECURITY CABINET FOR GUNS

Codice *Code*	Gorges *Gorges*	Chiusura *Closing*	Corsa *Stroke*	Corsa *Stroke*	Uscita chiave *Key exit*		g
2311SZB01GCBC2	6	1	20	-	01	25	472
2311SZB02GCBC2	6	1	20	-	02	25	459

Serratura laterale con catenaccio a 3 pistoni e guidachiave
Lateral lock with 3 pistons bolt and key-guide

ZB

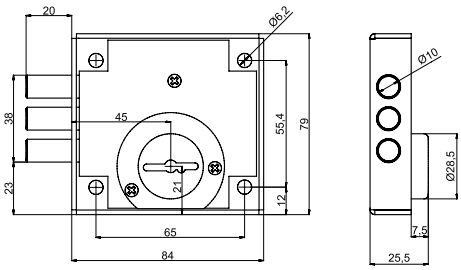

2311SZB01GCBC2

2311SZB01XXBC2	6	1	20	-	01	25	463
2311SZB02XXBC2	6	1	20	-	02	25	463

Serratura laterale con catenaccio a 3 pistoni
Lateral lock with 3 pistons bolt

ZB

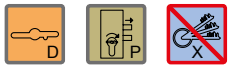

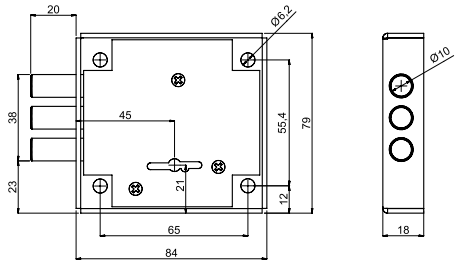

2311SZB01XXBC2

2313DZB02XXBC2	6	1	20	-	02	25	505

Serratura laterale destra
Lateral lock right

ZB

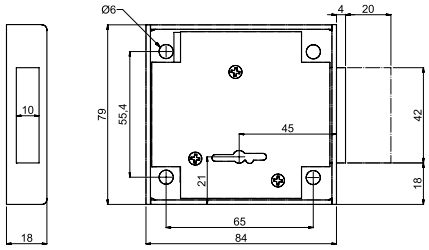

2313SZB02XXBC2	6	1	20	-	02	25	505

Serratura laterale sinistra
Lateral lock left

ZB

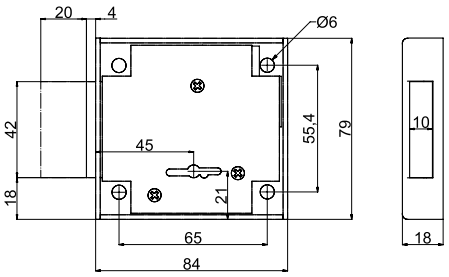

2380SZB01GCBC2	6	1	20	-	01	20	444

Serratura laterale di traino
Pulling lateral lock

ZB

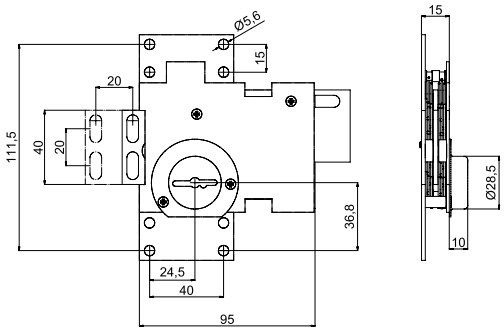

SERRATURE PER CASSETTE DI SICUREZZA E ARMADI PORTA FUCILI
LOCKS FOR LITTLE SAFES AND SECURITY CABINET FOR GUNS

Codice *Code*	Gorges *Gorges*	Chiusura *Closing*	Corsa *Stroke*	Corsa *Stroke*	Uscita chiave *Key exit*		g
2381SZB01GCBC2	6	1	20	-	01	20	562

Serratura laterale di traino con catenaccio predisposto per 3 pistoni girevoli

Pulling lateral lock with bolt predisposition to 3 rotary pistons

ZB

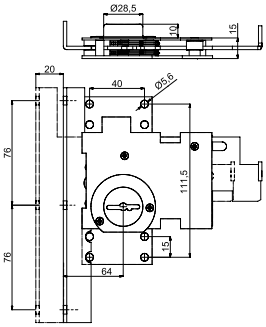



2382SZT01XXBC2	6	1	20	-	01	50	450

Serratura laterale di traino

Pulling lateral lock

ZT

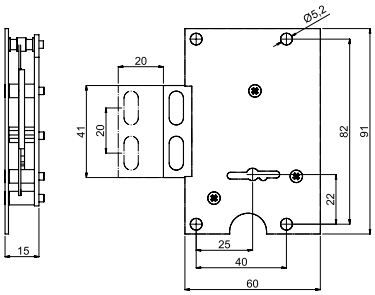

2390SZB01GCBC2	6	3	20	14	01	20	1035

Serratura triplice di traino

Pulling triple lock

ZB

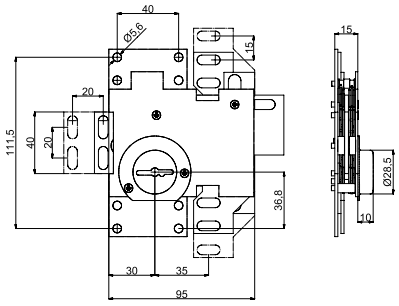

2391SZB01GCBC2	6	3	20	14	01	20	1100

Serratura triplice di traino con catenaccio predisposto per 3 pistoni girevoli

Pulling triple lock with bolt predisposition to 3 rotary pistons

ZB

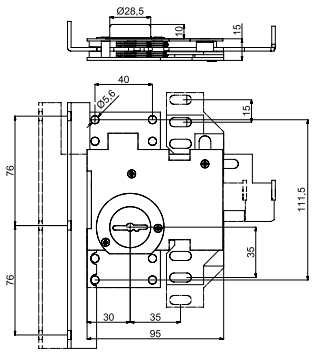

7011XZB20M5						50	85

Piastra di fissaggio 83,5x79x2 mm per art. 2311, 2313

Fixing plate to weld 83,5x79x2 mm for art. 2311, 2313

ZB

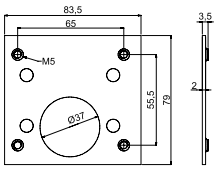

CASSAFORTI 6/8 LEVE
SAFE 6/8 GORGES

Codice *Code*	Leve *Gorges*	Chiusura *Closing*	Corsa *Stroke*	Corsa *Stroke*	Dimensioni *Measures*		g
2800SROXXGCBC2	6	1	20	-	130x84x26	25	674
2800TROXXGCBC2	6	1	20	-	160x84x26	25	719

Serratura laterale con 2 catenacci Ø 16 mm
Lateral lock with 2 bolts Ø 16 mm

RO

D P X

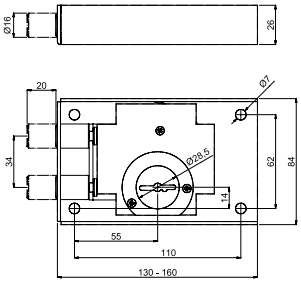

2800SROXXGCBC2

2810SROXXXXF82	8	1	20	-	150x100x38	25	950
2830SROXXXXF82	8	1	20		210x100x38	25	1104

Serratura laterale con 2 catenacci girevoli Ø 22 mm
Lateral lock with 2 bolts Ø 22 mm

RO

D P X

UNI ENV 1300 TESTED CLASS A

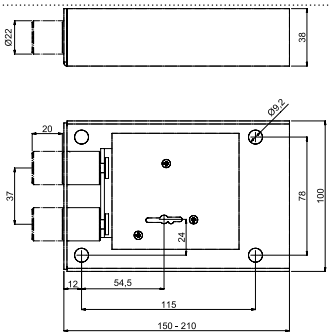

2810SROXXXXF82

2822SROXXXXF82	8	1	20	-	210x115x38	20	1600

Serratura laterale con 2 catenacci girevoli
Ø 22 mm e combinatore

Lateral lock with 2 rotary bolts
Ø 22 mm and combinator

RO

D P X

UNI ENV 1300 TESTED CLASS A

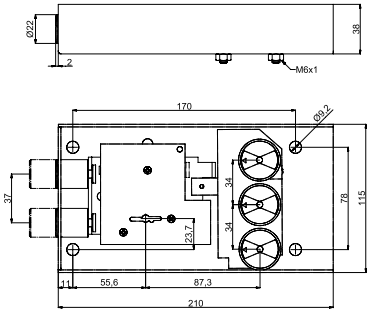

2840SROXXXXF82	8	3	20	20	270x160x38	27	1500

Serratura triplice con 4 catenacci girevoli Ø 22 mm
Triple lock with 4 rotary bolts Ø 22 mm

RO

D P X

UNI ENV 1300 TESTED CLASS A

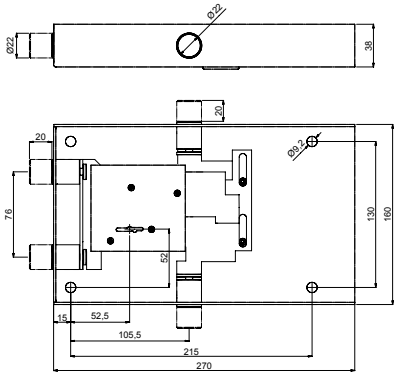

CASSAFORTI 6/8 LEVE
SAFE 6/8 GORGES

Codice *Code*	Leve *Gorges*	Chiusura *Closing*	Corsa *Stroke*	Corsa *Stroke*	Dimensioni *Measures*		g
2842SR0XXXXF82	8	3	20	20	270x160x38	20	1907

Serratura triplice con 4 catenacci girevoli Ø 22 mm e combinatore

Triple lock with 4 rotary bolts Ø 22 mm and combinator

RO



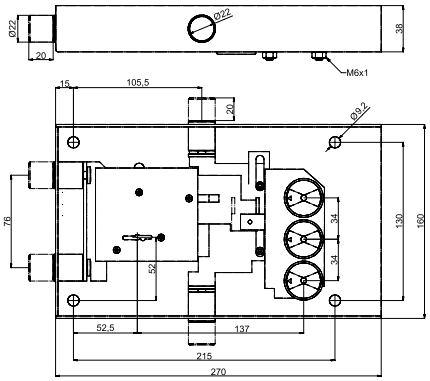

2850SR0XXXXF82	8	3	20	20	340x230x38	15	2600

Serratura triplice con 5 catenacci girevoli Ø 22 mm

Triple lock with 5 rotary bolts Ø 22 mm

RO



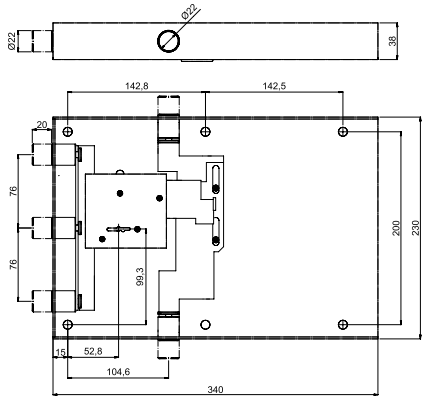

2852SR0XXXXF82	8	3	20	20	340x230x38	15	3000

Serratura triplice con 5 catenacci girevoli Ø 22 mm e combinatore

Triple lock with 5 rotary bolts Ø 22 mm and combinator

RO

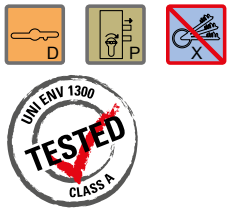

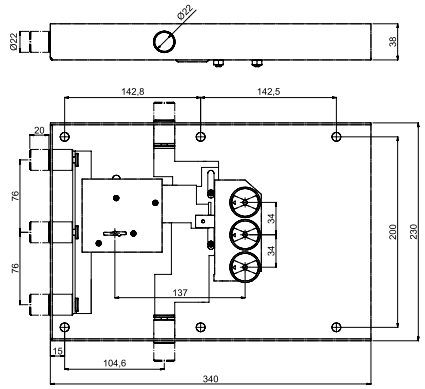

2860SR0XXXXF82	8	3	20	20	360x310x38	8	3658

Serratura triplice con 7 catenacci girevoli Ø 22 mm

Triple lock with 7 rotary bolts Ø 22 mm

RO



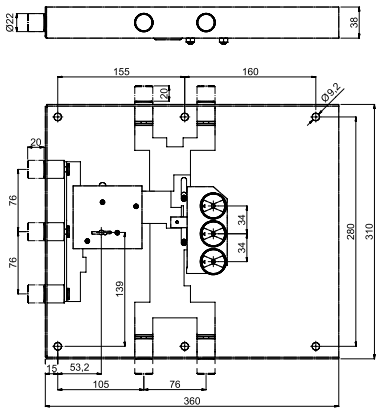

CASSAFORTI 6/8 LEVE
SAFE 6/8 GORGES

Codice *Code*	Leve *Gorges*	Chiusura *Closing*	Corsa *Stroke*	Corsa *Stroke*	Dimensioni *Measures*		g
2862SROXXXXF82	8	3	20	18	360x310x38	8	4000

Serratura triplice con 7 catenacci girevoli Ø 22 mm e combinatore

Triple lock with 7 rotary bolts Ø 22 mm and combinator

RO



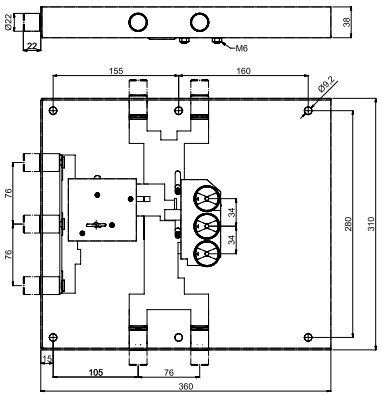

2870SROXXXXF82	8	3	20	18	300x370x38	8	3658

Serratura triplice con 7 catenacci girevoli Ø 22 mm

Triple lock with 7 rotary bolts Ø 22 mm

RO



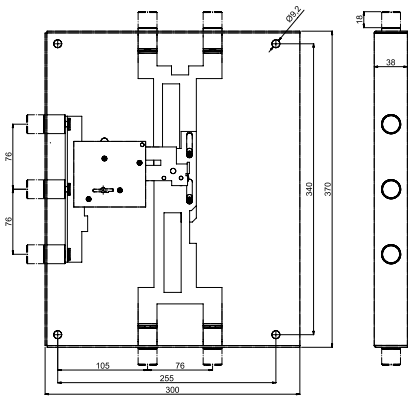

2872SROXXXXF82	8	3	20	18	300x370x38	8	4000

Serratura triplice con 7 catenacci girevoli Ø 22 mm e combinatore

Triple lock with 7 rotary bolts Ø 22 mm and combinator

RO

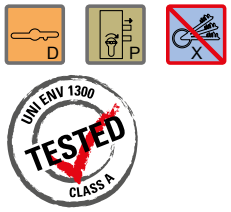

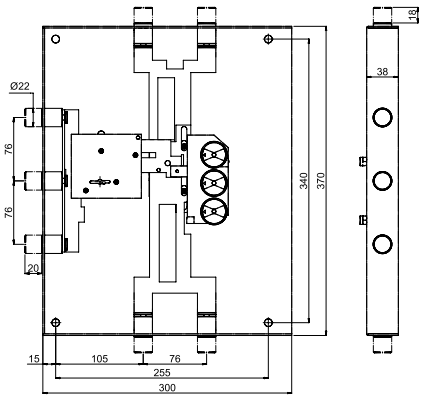

2880SROXXXXF82	8	3	20	18	300x490x38	8	4100

Serratura triplice con 7 catenacci girevoli Ø 22 mm

Triple lock with 7 rotary bolts Ø 22 mm

RO



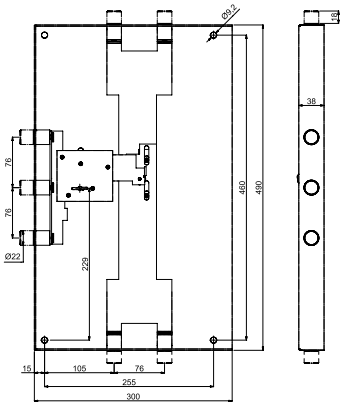

CASSAFORTI 6/8 LEVE
SAFE 6/8 GORGES

Codice *Code*	Leve *Gorges*	Chiusura *Closing*	Corsa *Stroke*	Corsa *Stroke*	Dimensioni *Measures*		g
2815SGRXXXXF82	8	1	20	-	140x100x38	25	925

Serratura laterale con 2 catenacci girevoli Ø 22 mm
Lateral lock with 2 rotary bolts Ø 22 mm

GR

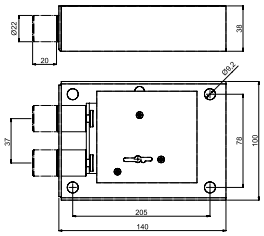

2815SGRXXXXF82

2855SGRXXXXF82	8	3	20	-	310x210x38	15	2500

Serratura triplice con 5 catenacci girevoli Ø 22 mm
Triple lock with 5 rotary bolts Ø 22 mm

GR

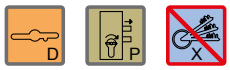

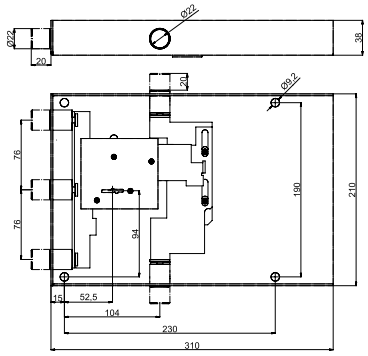



2857SGRXXXXF82	8	3	20	-	310x210x38	15	2900

Serratura triplice con 5 catenacci girevoli
Ø 22 mm e combinatore

Triple lock with 5 rotary bolts
Ø 22 mm and combinator

GR

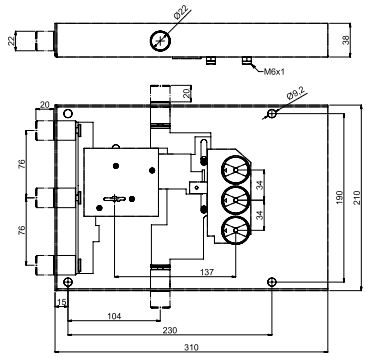

2865SGRXXXXF82	8	3	20	20	185x335x38	8	3300

Serratura triplice con 5 catenacci girevoli Ø 22 mm
Triple lock with 5 rotary bolts Ø 22 mm

GR

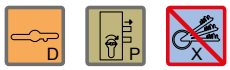

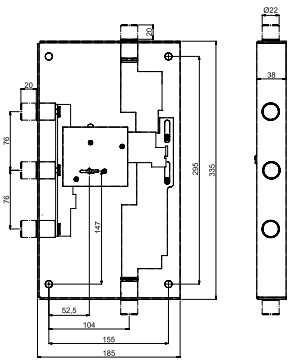

CASSAFORTI 6/8 LEVE
SAFE 6/8 GORGES

Codice *Code*	Leve *Gorges*	Chiusura *Closing*	Corsa *Stroke*	Corsa *Stroke*	Dimensioni *Measures*		g
2875SGRXXXXF82	8	3	20	20	295x450x38	8	3500

Serratura triplice con 7 catenacci girevoli Ø 22 mm
Triple lock with 7 rotary bolts Ø 22 mm

GR

D P X

UNI ENV 1300 TESTED CLASS A

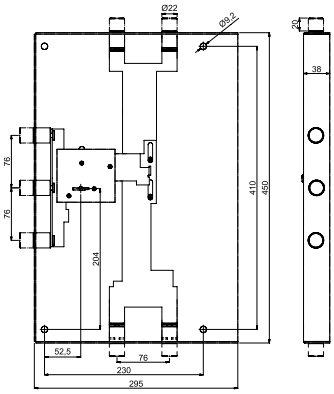

2877SGRXXXXF82	8	3	20	20	295x450x38	8	3900

Serratura triplice con 7 catenacci girevoli
Ø 22 mm e combinatore

Triple lock with 7 rotary bolts
Ø 22 mm and combinator

GR

D P X

UNI ENV 1300 TESTED CLASS A

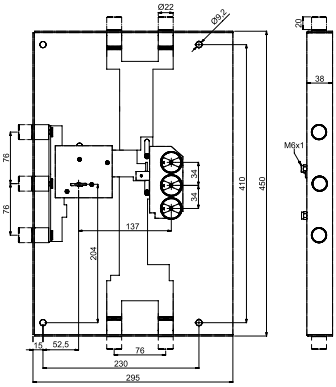

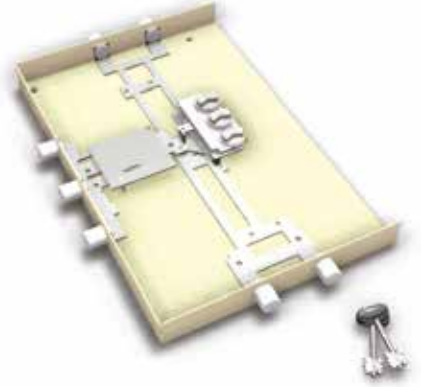

2312SZB03XX	Combinatore con 3 pomelli e 20 posizioni per pomello *Combinator with 3 knobs and 20 positions each*	1	400

ZB

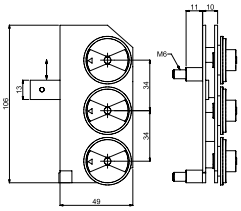

PS2810XNI22XX	Pistone catenaccio girevole Ø 22x30,5 mm per catenacci frontali *Revolving bolt piston Ø 22x30,5 mm for frontal bolts*	200	77
PS2840XNI22XX	Pistone catenaccio girevole Ø 22x29,7 mm per aste laterali *Revolving bolt piston Ø 22x29,7 mm for lateral rods*	200	81

NK

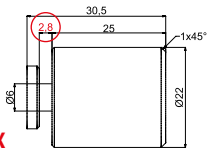

PS2810XNI22XX

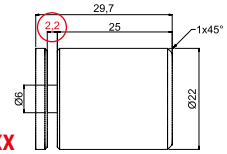

PS2840XNI22XX

CASSAFORTI ELETTRONICHE
ELECTRONIC SAFE

Codice *Code*	Chiusura *Closing*	Corsa *Stroke*	Corsa *Stroke*	Dimensioni *Measures*		g
2935SGR	1	16	-	205x100x38	20	1500

Serratura laterale con 2 catenacci girevoli Ø 22 mm
Lateral lock with 2 rotary bolts Ø 22 mm

DOTAZIONE I *SUPPLY*
Maniglia 5299XBK, porta pile PP2935XBKXXXX, tastiera TA2935XBKXXXX

Handle 5299XBK, battery holder PP2935XBKXXXX, keyboard TA2935XBKXXXX

GR

9VOLT

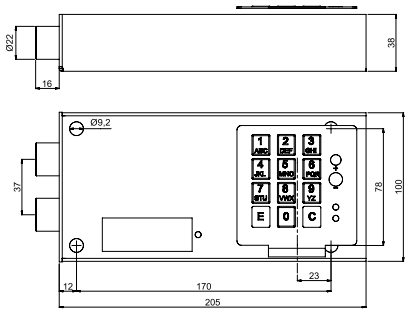

2945SGR	3	16	16	260x160x38	20	2000

Serratura triplice con 4 catenacci girevoli Ø 22 mm
Triple lock with 4 rotary bolts Ø 22 mm

DOTAZIONE I *SUPPLY*
Maniglia 5299XBK, portapile PP2935XBKXXXX, tastiera TA2935XBKXXXX

Handle 5299XBK, battery holder PP2935XBKXXXX, keyboard TA2935XBKXXXX

GR

9VOLT

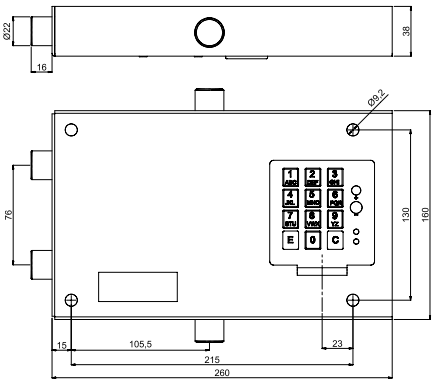

2955SGR	3	16	16	310x210x38	15	2500

Serratura triplice 210 mm a 5 catenacci girevoli Ø 22 mm
Triple lock 210 mm with 5 rotary bolts Ø 22 mm

DOTAZIONE I *SUPPLY*
Maniglia 5299XBK, portapile PP2935XBKXXXX, tastiera TA2935XBKXXXX

Handle 5299XBK, battery holder PP2935XBKXXXX, keyboard TA2935XBKXXXX

GR

9VOLT

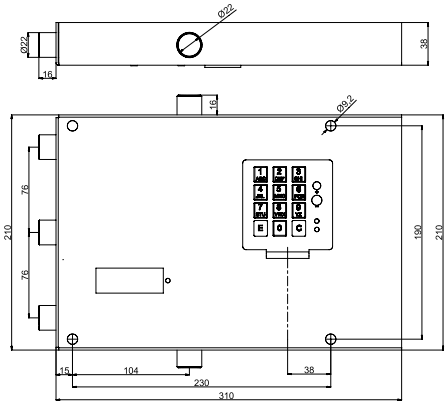

2965SGR	3	16	16	185x335x38	8	2600

Serratura triplice 355 mm a 5 catenacci girevoli Ø 22 mm
Triple lock 355 mm with 5 rotary bolts Ø 22 mm

DOTAZIONE I *SUPPLY*
Maniglia 5299XBK, portapile PP2935XBKXXXX, tastiera TA2935XBKXXXX

Handle 5299XBK, battery holder PP2935XBKXXXX, keyboard TA2935XBKXXXX

GR

9VOLT

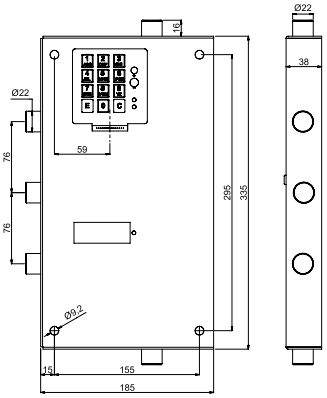

CASSAFORTI ELETTRONICHE
ELECTRONIC SAFE

Codice *Code*	Chiusura *Closing*	Corsa *Stroke*	Corsa *Stroke*	Dimensioni *Measures*		g
2975SGR	3	16	16	295x450x38	8	2800

Serratura triplice con 7 catenacci girevoli Ø 22 mm
Triple lock with 7 rotary bolts Ø 22 mm

DOTAZIONE | *SUPPLY*
Maniglia 5299XBK, portapile PP2935XBKXXXX, tastiera TA2935XBKXXXX

Handle 5299XBK, battery holder PP2935XBKXXXX, keyboard TA2935XBKXXXX

GR

9VOLT

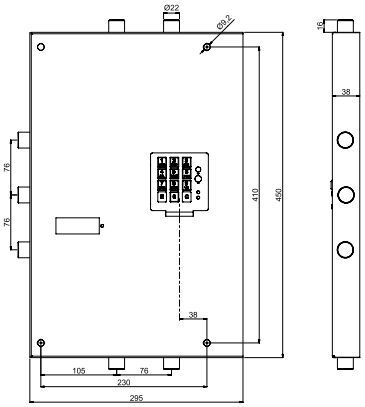

5299XBK	Maniglia in nylon Ø 66 mm per cassaforte elettronica *Little nylon handle for electronic safe Ø 66 mm*	25	13

BK

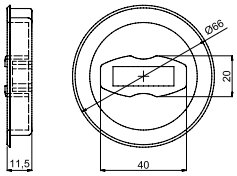

TA2935XBKXXXX	Tastiera per cassaforte elettronica *Keyboard for electronic safe*	25	8

GR

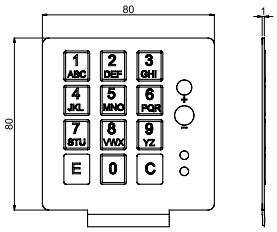

PP2935XBKXXXX	Porta pile per serratura elettronica per cassaforti *Battery holder for electronic safe lock*	25	12

BK

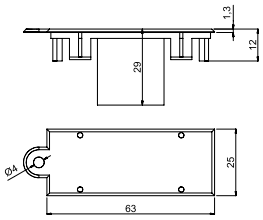

ACCESSORI
ACCESSORIES

PIASTRINE | *ESCUTCHEONS*

4901XZB 13

PIASTRA DI FISSAGGIO | *FIXING PLATE*

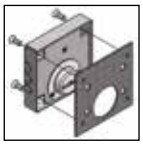

7011XZB20M5 40

COMBINATORE | *COMBINATOR*

2312SZB03XX 45

PISTONI | *PISTONS*

PS2810XNI22XX
PS2840XNI22XX 45

CHIAVI | *KEYS*

OCF8XNISBOZ
OCVCXNISBOZ 213

COPRICHIAVI | *KEY COVER*

IM0CC4XAZXXXX 215

PORTE BLINDATE | *SAFETY DOORS*

CARATTERISTICHE GENERALI
GENERAL CHARACTERISTICS 49

SERRATURE PER PORTE BLINDATE **SERIE 25**
*SAFETY DOORS LOCKS **LINE 25*** 51

SERRATURE PER PORTE BLINDATE **SERIE 24**
*SAFETY DOORS LOCKS **LINE 24*** 86

SERRATURE PER PORTE BLINDATE **SERIE 26**
*SAFETY DOORS LOCKS **LINE 26*** 92

SERRATURE PER PORTE BLINDATE **SERIE 26 INGRANAGGI**
*SAFETY DOORS LOCKS LINE **26 GEARS*** 102

SERRATURE A **FASCIA RINFORZATA**
***REINFORCED** TOTAL LOCKS* 108

SERRATURE PER PORTE BLINDATE **SERIE 27 RESTYLING**
*SAFETY DOORS LOCKS **LINE 27 RESTYLING*** 111

SERRATURE PER PORTE BLINDATE **SERIE 2514/2614**
*SAFETY DOORS LOCKS **LINE 2514/2614*** 114

A Serie 25 cambio cuore
Line 25 heart change

B Serie 26
Line 26

C Serie 27 Restyling
Line 27 Restyling





CARATTERISTICHE GENERALI
GENERAL CHARACTERISTICS

I prodotti sono totalmente Made in Italy.
Products completely Made in Italy.

Made in Italy

MANIGLIA FOLLE
Tutte le serrature hanno un meccanismo che impedisce l'azionamento dello scrocco dopo la prima mandata garantendo una migliore aderenza tra la porta e il controtelaio.

FREE HANDLE
All locks are endowed with a special mechanism that avoid the operation of the latch after the first turn, this guarantees a better contact between door and relevant structure.



REVERSIBILITÁ SCROCCO
A porta aperta, portando la serratura almeno sulla 3ª mandata premere sullo scrocco e ruotare di 180°. Nella versione con cilindro di servizio far fuoriuscire il pistone di una mandata.

REVERSIBLE LATCH
Door open, then turn the lock on the 3th turn at least, push the latch and turn of 180°. On the model with service lock close the bolt on the first turn.



SISTEMI DI FISSAGGIO
La stessa serratura è predisposta per il fissaggio laterale, planare (**0**) ed infilare (**3**).

FIXING SYSTEM
*Lock arranged for lateral, planar (**0**) and mortice fixing (**3**).*



PIASTRA DI PROTEZIONE
Piastra resistente al trapano temprata a durezza 50/53 HRC.

PROTECTION PLATE
Hardened plate 50/53 HRC resistant to drill.

GUIDACHIAVE COMPONIBILE
Possibilità di comporre varie altezze di guidachiave in base alle proprie esigenze. GC2500KBKXX05 altezza da 5 mm, vedi pag. 191

ADJUSTABLE KEY-GUIDE
Combination of different heights for all needs. GC2500KBKXX05 height 5 mm, see page 191.



CENTRAGGIO INSERTO SUL GUIDACHIAVE
Questo sistema permette un facile allineamento della piastrina sulla porta.

CENTRING OF THE INSERT ON KEY-GUIDE
Easy line-up of the escutcheon on the door.

SCROCCO SERRATURA
Lo scrocco della serratura è un corpo unico per garantire altissima resistenza all'urto.

LATCH OF THE LOCK
The latch of the lock is one body to guarantee high resistance against crash.

CARATTERISTICHE GENERALI
GENERAL CHARACTERISTICS

BLOCCO ASTE
Avvitando l'apposita vite come da figura si ottiene alla chiusura del cilindro inferiore, il blocco della chiusura superiore.

MASTER BLOCK
Screwing down the apposite screw as in the picture, when closing the lower cylinder you obtain the block of upper lock.

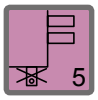



RINFORZO GUIDA CATENACCIO
Rinforzo guida catenaccio per il cilindro di servizio per garantire una maggiore resistenza all'urto.

REINFORCEMENT BOLT-GUIDE
Reinforcement bolt-guide for service cylinder to guarantee high resistance against crash.

OPZIONE FISSAGGIO CILINDRO DI SERVIZIO
Una volta fissata l'aletta del cilindro alla serratura è possibile bloccare il cilindro dalla testata della porta.

FIXING OF SERVICE CYLINDER
When cylinder device fixed on the lock it is possible to block the cylinder from the lateral side of the door.



SISTEMA DI FISSAGGIO DEL CILINDRO SULLA SERRATURA
1 Con attacco SECUREMME

2 Con vite in testa

FIXING OF THE CYLINDER ON THE LOCK
1 *SECUREMME fixing cylinder*

2 *With screw in the frontal*



CAVALLOTTO DEL CILINDRO
Permette di fissare il protector direttamente sulla serratura serie 25 senza estrarre il cuore a cilindro.

SPECIAL CYLINDER DEVICE
Special cylinder device that allows the fixing of the protector directly on lock Line 25 without removal of cylinder heart.

CHIAVE DI SERVIZIO (T)
Aziona il mezzo giro e 2 mandate ed è diversa per ogni serratura.

SERVICE KEY (T)
It activates the half turn and 2 turns and is different for each lock.

LINEA COPRICHIAVI CILINDRO
Linea di coprichiavi a cilindro con inserto in cinque colori che servono per differenziare le chiavi.

RANGE OF KEY-COVER
Complete range key-cover with insert in 5 different colours to differentiate keys.



LINEA COPRICHIAVI DOPPIA MAPPA
Coprichiave di diversi colori che servono per differenziare le chiavi.

DOUBLE WARD KEY-COVERS LINE
Key-cover in different colours to identify keys.

MODELLI PORTA
Sulle serrature Securemme è possibile realizzare il fissaggio con gli attacchi laterali (L).

DOOR MODELS
Securemme locks can be arranged for lateral fixing (L).



Serie 25 universale per porte blindate con cuore intercambiabile a doppia mappa o a cilindro europeo. Tutte le serrature serie 25 sono testate dall'istituto Giordano secondo il rapporto di prova n. 265139 in base alla norma UNI EN 12209:2005 e soddisfano la classe 7. Le classi di sicurezza vanno da minimo di 1 ad un massimo di sicurezza pari a 7. Le serrature serie 25 soddisfano il maggior livello di sicurezza raggiungibile in abbinamento alla piastra di protezione.

Line 25 universal for safety doors with double ward or European cylinder interchangeable heart. Locks line 25 are tested in Institute Giordano in accordance to UNI EN 12209:2005 regulation , test report n. 265139 and satisfy class 7.The security classes ranging from a minimum of 1 up to maximum 7 safety level. Locks line 25 meet the higher level of security attainable in combination with protection plate.

S ® SERRATURA CON CHIAVE DOPPIA MAPPA SECURMAP 24 BREVETTATA A DUPLICAZIONE PROTETTA
LOCK WITH DOUBLE WARD KEY SECURMAP 24 PATENTED WITH PROTECTED DUPLICATION

X SECURMAP BREVETTI CONTRO LA MANIPOLAZIONE
PATENTS AGAINST MANIPULATION

SECURITY CARD

Security card per la duplicazione autorizzata e protetta delle chiavi Securmap 24 Securemme. La Security card ti tutela contro le duplicazioni illecite perchè le chiavi sono duplicabili LEGALMENTE, solo ed esclusivamente presso i centri autorizzati Team Securemme. Le chiavi sono accompagnate da una carta di proprietà, dove è riportato il codice indiretto e il numero di chiavi in dotazione.

Security card for authorized duplication of Securmap 24 Securemme keys. *The security card protects you against illegal duplication. Key copies can be LEGALLY arranged exclusively in our authorized Team Securemme dealers. The keys are supplied with relevant property card indicating indirect code and n. of keys included.*

LEGENDA LOGHI I *LOGOS LEGEND*

D — SERRATURA CON CHIAVE A DOPPIA MAPPA
LOCK WITH DOUBLE WARD KEY

Y — SERRATURA A CILINDRO EUROPEO
EUROPEAN CYLINDER LOCK

P — IL CATENACCIO È MOVIMENTATO DALLA CHIAVE
THE BOLT IS ACTIVATED BY KEY

B — RINFORZO AL CATENACCIO, RESISTENZA SPINTA ASSIALE > 8 KN
REINFORCED BOLT, RESISTANCE AGAINST AXIAL PUSH > 8 KN

SECURTINA — BLOCCO CILINDRO ANTIEFFRAZIONE SECURTINA
ANTI-BURGLARY SECURTINA CYLINDER BLOCK

T — FISSAGGIO CILINDRO CON VITE DI TESTA
CYLINDER FIXING WITH FRONTAL SCREW

C — FISSAGGIO CILINDRO CON ATTACCO SECUREMME
SECUREMME CYLINDER FIXING

5 — VERSIONE CON BLOCCO ASTE
RODS BLOCK MODEL

R — SCROCCO REVERSIBILE
REVERSIBLE LATCH

Z — CHIAVE DI SERVIZIO T (PAG. 50)
SERVICE KEY T (SEE PAGE 50)

K — SERRATURA CON CHIAVE CANTIERE
LOCKS WITH SITE KEY

A — CARBONITRURATO > 60 HRC RESISTENTE AL TRAPANO
HARDENED > 60 HRC DRILL RESISTANT

team SECUREMME SERRATURE DI SICUREZZA
Rivenditore autorizzato - Authorized dealer

- Tutti i cuori sono intercambiabili tra loro.
- In ogni momento si può personalizzare la serratura a seconda delle singole esigenze.
- In caso di smarrimento chiavi o tentativo di effrazione, si può sostituire il cuore della serratura in modo semplice e sicuro.

- *All hearts are interchangeable.*
- *Personalisation of the lock at any time according to each needs.*
- *In case of keys loss or burglary, the replacement of the heart in the lock is possible by simple and safe procedure.*

€ cad.
€ each

25K CANTIERE — 6,50

Cuore a doppia mappa a 4 mandate, corsa 40 mm, destro o sinistro con 1 chiave da cantiere KA unificata. Permette all'installatore di utilizzare 1 chiave per tutte le porte. A cantiere ultimato sostituire con un cuore definitivo.

Universal double ward heart with 4 turns, bolts stroke 40 mm, right or left hand with 1 universal site key KA. This heart is the use of the same key for all locks in site. Then when workings are over, the site heart will be replaced with definitive heart.

K

25M EASY MASTER SECURMAP — 37,00

Cuore EASY MASTER a doppia mappa SECURMAP, 4 mandate, corsa 40 mm, 6 leve, chiave gialla da cantiere che apre fino a un massimo di 5000 serrature, 3 chiavi definitive in confezione sigillata da abilitare a cantiere ultimato. Con l'abilitazione delle chiavi definitive la chiave da cantiere è inutilizzabile. Brevetti contro la manipolazione e chiave protetta.

Double ward heart EASY MASTER, 4 turns, bolts stroke 40 mm, 6 levers, site yellow key that can open up to 5000 locks, 3 definitive keys in sealed bag to activate when workings are over. The site key is not operative anymore after the activation of the definitive keys.
Anti-manipulation patents and protected key.

M



CAMBIO CUORE
CHANGE OF THE HEART

25S SECURMAP — 34,00

Cuore definitivo a doppia mappa con brevetti contro la manipolazione e chiave protetta. 4 mandate corsa 40 mm, 6 leve, 3 chiavi definitive, 1 di servizio T.

Definitive double ward heart with anti-manipulation patents and protected key. 4 turns, bolts stroke 40 mm, 6 independent levers, 3 definitive keys, 1 service key T .

S

25C CILINDRO — 24,00

Cuore a cilindro europeo, 4 mandate, corsa 40 mm.

European cylinder heart, 4 turns, bolts stroke 40 mm.

C

25T CILINDRO SECURTINA — 29,00

Cuore a cilindro europeo Securtina. 4 mandate, corsa 40 mm. Blocco del cilindro in caso di estrazione forzata.

European cylinder heart Securtina. 4 turns, bolts stroke 40 mm. Cylinder blocking in case of forced extraction.

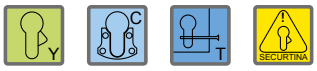

T







ESEMPIO COMPOSIZIONE CODICE 2503DCR0328S46 I *CODING EXAMPLE 2503DCR0328S46*

Modello I *Model*

250
251
253
254

Predisposizione al fissaggio I *Fixing predisposition*

0 Planare con 4 bussole e laterale predisposta fori filettati M6
Planar with 4 hubs and lateral arranged holes screwed M6
1 Planare con 4 bussole e laterale predisposta fori filettati M6
Planar with 4 hubs and lateral arranged holes screwed M6
3 Infilare completa di frontale predisposta planare e laterale
Mortice with frontal arranged planar and lateral

Confezione industriale
Industrial packaging

Confezione singola
Single packaging



Mano d'apertura porta I *Opening door hand*

D Spingere destra I *Push right*
S Spingere sinistra I *Push left*
R Tirare destra I *Pull right*
L Tirare sinistra I *Pull left*

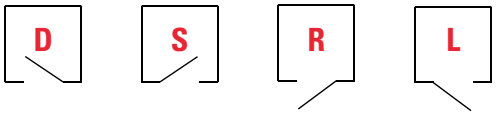

Finitura pistoni I *Finishing bolts*

CR Cromo I *Chrome*

Sporgenza pistoni I *Projection bolts*

03 STANDARD: i pistoni sporgono a 3 mm per modello planare e laterale. Per modello frontale i pistoni sono a filo
STANDARD: projection of bolts 3 mm for planar and lateral model. No projection of pistons for mortice model
06 Pistoni sporgono 6 mm I *Projection of bolts 6 mm*
13 Pistoni sporgono 13 mm I *Projection of bolts 13 mm*
43 Pistoni sporgono 43 mm I *Projection of bolts 43 mm*

Interasse pistoni I *Interspace bolts*

28 28 mm
37 37 mm

Per la serratura senza cuore utilizzare il codice fin qui ricavato. Per l'inserimento di ulteriori elementi proseguire con la creazione del codice.
Stop at this step for lock without any heart assembled. For further requests go on with code combination.

2503DCR0328

Tipo cuore I *Heart model*

K Cantiere KA premontato I *KA site heart assembled*

M Easy Master I *Easy Master*

S Securmap 24 I *Securmap 24*

C Cilindro I *Arranged for cylinder heart*

T Securtina I *Securtina*

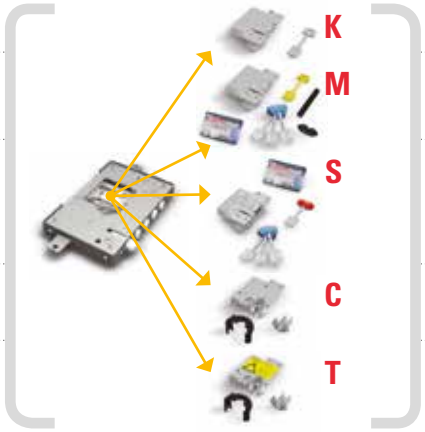

Lunghezza chiavi SECURMAP 24 I *Key length for SECURMAP 24*

4 (00CC4XNISBOZ) Gambo 40 mm I *Stem 40 mm*
5 (00CC5XNISBOZ) Gambo 50 mm I *Stem 50 mm*
6 (00CC6XNISBOZ) Gambo 60 mm I *Stem 60 mm*

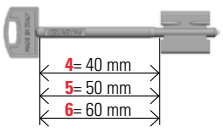

Chiavi cuore a doppia mappa I *Key for double ward heart*

6 3 chiavi + 1 chiave T I *3 keys + 1 key T*
7 5 chiavi + 1 chiave T I *5 keys + 1 key T*

Abbinare piastra antitrapano per raggiungere classe di resistenza 7 della norma UNI EN 12209 : 2005
Combine with antidrilling plate to get resistance grade 7 from rule UNI EN 12209 : 2005

Serratura con cuore Securmap 24 per porte blindate serie 25. Cuore Securmap 24 con brevetti contro l'utilizzo di sofisticati strumenti di manipolazione. Chiave brevettata a duplicazione protetta, leve antipicking oscillanti e mentonnet a profilo speciale, leva di blocco antimanipolazione. Serratura con fissaggio laterale, planare e infilare. Chiusura triplice. Entrata chiave e maniglia 63 mm. Serratura destra, sinistra, spingere o tirare. Scrocco reversibile Ø 20 mm azionato da chiave e quadro maniglia 8 mm. 4 catenacci Ø 18 mm con interasse 28 mm, 3 catenacci con interasse 37 mm. A serratura chiusa la maniglia non sgancia lo scrocco.

***Security lock line 25 with Securmap 24 heart for safety doors. Securmap heart 24 with patents against sophisticated manipulation devices**. Patented key with protected duplication, anti-picking balancing levers and mentonnet with special profile, anti-manipulation block lever. Lateral, planar of mortice fixing. 3 locking points. Key and handle entrance 63 mm. Right, left, push or pull lock. Reversible latch Ø 20 mm activated by key and handle square 8 mm. 4 bolts Ø 18 mm with interspace 28 mm, 3 bolts with interspace 37 mm. When locked, the handle does not unhook the latch.*

FISSAGGIO PLANARE/LATERALE | ***PLANAR/LATERAL FIXING***

Mano destra (D) o spingere (R) * *Right hand (D) or push (R)*	Mano sinistra (S) o tirare (L) * *Left hand (S) or pull (L)*	Sporgenza pistoni (S) *Projection bolts (S)*	Interasse *Interspace*		N. chiavi *N. keys*	*	g
250 1 D CR0328S46	250 1 S CR0328S46	3 mm	28 mm	40 mm	3+1T	5	2507
250 1 D CR0328S47	250 1 S CR0328S47	3 mm	28 mm	40 mm	5+1T	5	2559
250 1 D CR0328S56	250 1 S CR0328S56	3 mm	28 mm	50 mm	3+1T	5	2509
250 1 D CR0328S57	250 1 S CR0328S57	3 mm	28 mm	50 mm	5+1T	5	2563
250 1 D CR0328S66	250 1 S CR0328S66	3 mm	28 mm	60 mm	3+1T	5	2513
250 1 D CR0328S67	250 1 S CR0328S67	3 mm	28 mm	60 mm	5+1T	5	2519
250 1 D CR0628S46	250 1 S CR0628S46	6 mm	28 mm	40 mm	3+1T	5	2530
250 1 D CR0628S47	250 1 S CR0628S47	6 mm	28 mm	40 mm	5+1T	5	2582
250 1 D CR0628S56	250 1 S CR0628S56	6 mm	28 mm	50 mm	3+1T	5	2532
250 1 D CR0628S57	250 1 S CR0628S57	6 mm	28 mm	50 mm	5+1T	5	2586
250 1 D CR0628S66	250 1 S CR0628S66	6 mm	28 mm	60 mm	3+1T	5	2536
250 1 D CR0628S67	250 1 S CR0628S67	6 mm	28 mm	60 mm	5+1T	5	2594
250 1 D CR1328S46	250 1 S CR1328S46	13 mm	28 mm	40 mm	3+1T	5	2609
250 1 D CR1328S47	250 1 S CR1328S47	13 mm	28 mm	40 mm	5+1T	5	2661
250 1 D CR1328S56	250 1 S CR1328S56	13 mm	28 mm	50 mm	3+1T	5	2613
250 1 D CR1328S57	250 1 S CR1328S57	13 mm	28 mm	50 mm	5+1T	5	2667
250 1 D CR1328S66	250 1 S CR1328S66	13 mm	28 mm	60 mm	3+1T	5	2621
250 1 D CR1328S67	250 1 S CR1328S67	13 mm	28 mm	60 mm	5+1T	5	2679
250 1 D CR4328S46	250 1 S CR4328S46	43 mm	28 mm	40 mm	3+1T	5	2980
250 1 D CR4328S47	250 1 S CR4328S47	43 mm	28 mm	40 mm	5+1T	5	3032
250 1 D CR4328S56	250 1 S CR4328S56	43 mm	28 mm	50 mm	3+1T	5	2984
250 1 D CR4328S57	250 1 S CR4328S57	43 mm	28 mm	50 mm	5+1T	5	3036
250 1 D CR4328S66	250 1 S CR4328S66	43 mm	28 mm	60 mm	3+1T	5	2986
250 1 D CR4328S67	250 1 S CR4328S67	43 mm	28 mm	60 mm	5+1T	5	3044
250 1 D CR0337S46	250 1 S CR0337S46	3 mm	37 mm	40 mm	3+1T	5	2418
250 1 D CR0337S47	250 1 S CR0337S47	3 mm	37 mm	40 mm	5+1T	5	2470
250 1 D CR0337S56	250 1 S CR0337S56	3 mm	37 mm	50 mm	3+1T	5	2420
250 1 D CR0337S57	250 1 S CR0337S57	3 mm	37 mm	50 mm	5+1T	5	2474
250 1 D CR0337S66	250 1 S CR0337S66	3 mm	37 mm	60 mm	3+1T	5	2424
250 1 D CR0337S67	250 1 S CR0337S67	3 mm	37 mm	60 mm	5+1T	5	2482
250 1 D CR0637S46	250 1 S CR0637S46	6 mm	37 mm	40 mm	3+1T	5	2441
250 1 D CR0637S47	250 1 S CR0637S47	6 mm	37 mm	40 mm	5+1T	5	2493
250 1 D CR0637S56	250 1 S CR0637S56	6 mm	37 mm	50 mm	3+1T	5	2445
250 1 D CR0637S57	250 1 S CR0637S57	6 mm	37 mm	50 mm	5+1T	5	2499
250 1 D CR0637S66	250 1 S CR0637S66	6 mm	37 mm	60 mm	3+1T	5	2453
250 1 D CR0637S67	250 1 S CR0637S67	6 mm	37 mm	60 mm	5+1T	5	2511
250 1 D CR1337S46	250 1 S CR1337S46	13 mm	37 mm	40 mm	3+1T	5	2468
250 1 D CR1337S47	250 1 S CR1337S47	13 mm	37 mm	40 mm	5+1T	5	2520
250 1 D CR1337S56	250 1 S CR1337S56	13 mm	37 mm	50 mm	3+1T	5	2472
250 1 D CR1337S57	250 1 S CR1337S57	13 mm	37 mm	50 mm	5+1T	5	2526
250 1 D CR1337S66	250 1 S CR1337S66	13 mm	37 mm	60 mm	3+1T	5	2480
250 1 D CR1337S67	250 1 S CR1337S67	13 mm	37 mm	60 mm	5+1T	5	2538
250 1 D CR4337S46	250 1 S CR4337S46	43 mm	37 mm	40 mm	3+1T	5	2781
250 1 D CR4337S47	250 1 S CR4337S47	43 mm	37 mm	40 mm	5+1T	5	2833
250 1 D CR4337S56	250 1 S CR4337S56	43 mm	37 mm	50 mm	3+1T	5	2785
250 1 D CR4337S57	250 1 S CR4337S57	43 mm	37 mm	50 mm	5+1T	5	2839
250 1 D CR4337S66	250 1 S CR4337S66	43 mm	37 mm	60 mm	3+1T	5	2793
250 1 D CR4337S67	250 1 S CR4337S67	43 mm	37 mm	60 mm	5+1T	5	2851

* Per ordinare l'articolo con mano R/L
To order the R/L lock
2501 R CR0328S46

* Per ordinare l'articolo in confezione industriale (**- 1 €**)
*To order the lock in industrial packaging (- **1 €**)*
250 0 DCR0328S46 = 68 €

SECURMAP 24

UNI ENV 12209:2005 TESTED CLASS 1

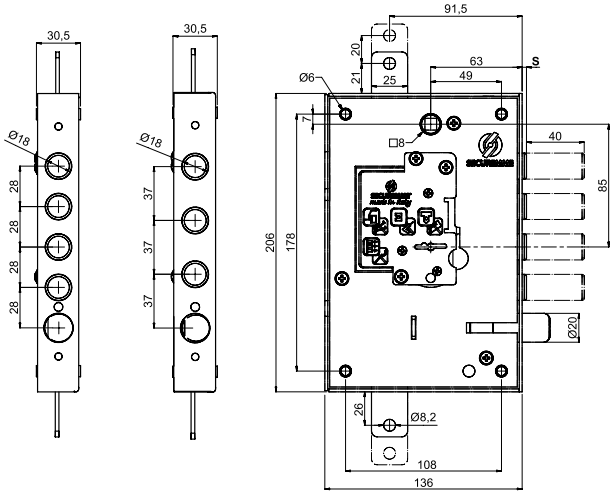

2501DCR0328S46

2501DCR0337S46

FISSAGGIO AD INFILARE I *MORTICE FIXING*

Mano destra (D) o spingere (R) * *Right hand (D) or push (R)*	Mano sinistra (S) o tirare (L) * *Left hand (S) or pull (L)*	Sporgenza pistoni (S) *Projection bolts (S)*	Interasse *Interspace*		N. chiavi *N. keys*	*	g
2503 D CR0328S46	**2503 S CR0328S46**	-	28 mm	40 mm	3+1T	5	2760
2503 D CR0328S47	**2503 S CR0328S47**	-	28 mm	40 mm	5+1T	5	2811
2503 D CR0328S56	**2503 S CR0328S56**	-	28 mm	50 mm	3+1T	5	2862
2503 D CR0328S57	**2503 S CR0328S57**	-	28 mm	50 mm	5+1T	5	2911
2503 D CR0328S66	**2503 S CR0328S66**	-	28 mm	60 mm	3+1T	5	2962
2503 D CR0328S67	**2503 S CR0328S67**	-	28 mm	60 mm	5+1T	5	3013
2503 D CR0337S46	**2503 S CR0337S46**	-	37 mm	40 mm	3+1T	5	2690
2503 D CR0337S47	**2503 S CR0337S47**	-	37 mm	40 mm	5+1T	5	2743
2503 D CR0337S56	**2503 S CR0337S56**	-	37 mm	50 mm	3+1T	5	2792
2503 D CR0337S57	**2503 S CR0337S57**	-	37 mm	50 mm	5+1T	5	2843
2503 D CR0337S66	**2503 S CR0337S66**	-	37 mm	60 mm	3+1T	5	2892
2503 D CR0337S67	**2503 S CR0337S67**	-	37 mm	60 mm	5+1T	5	2943

* Per ordinare l'articolo con mano R/L
To order the R/L lock
2503 R CR0328S46

* Confezione singola di serie
Single packing as standard supply

SECURMAP 24

UNI ENV 12209:2005 TESTED CLASS 1

FRONTALE INOX
INOX FRONTAL

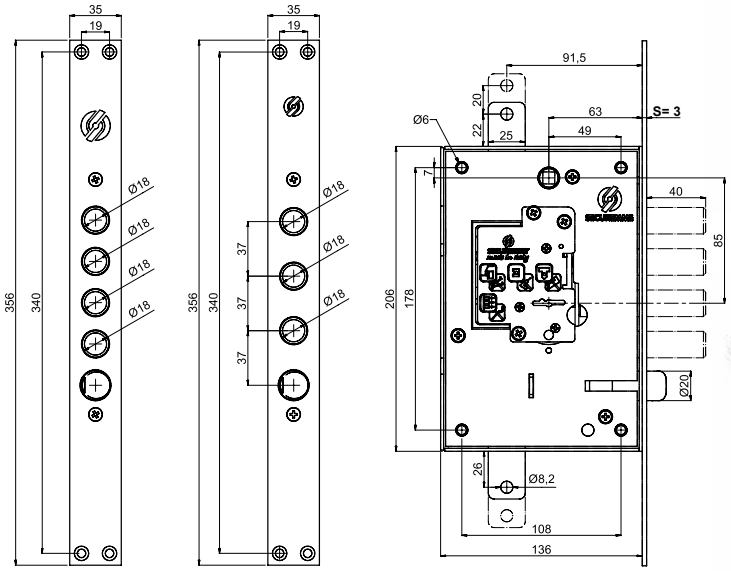

2503DCR0328S46

2503DCR0337S46

Serratura con cuore a cilindro per serie 25. Cuore a cilindro europeo 4 mandate, corsa 40 mm. Fissaggio laterale, planare e infilare. Chiusura triplice. Entrata chiave e maniglia 63 mm. Serratura destra, sinistra, spingere o tirare. Scrocco reversibile Ø 20 mm azionato da chiave e quadro maniglia 8 mm. 4 catenacci Ø 18 mm con interasse 28 mm oppure in versione 3 catenacci con interasse 37 mm. A serratura chiusa la maniglia non sgancia lo scrocco.

Security lock line 25 with cylinder heart. *European cylinder heart 4 turns, bolts stroke 40 mm. Lateral, planar of mortice fixing. 3 locking points. Key and handle entrance 63 mm. Right, left, push or pull lock. Reversible latch Ø 20 mm activated by key and handle square 8 mm. 4 bolts Ø 18 mm with interspace 28 mm, 3 bolts with interspace 37 mm. When locked, the handle does not unhook the latch.*

FISSAGGIO PLANARE/LATERALE I *PLANAR/LATERAL FIXING*

Mano destra (D) o spingere (R) * *Right hand (D) or push (R)*	Mano sinistra (S) o tirare (L) * *Left hand (S) or pull (L)*	Sporgenza pistoni (S) *Projection bolts (S)*	Interasse *Interspace*	*	g
250 1 D CR0328CXX	250 1 S CR0328CXX	3 mm	28 mm	5	2354
250 1 D CR0628CXX	250 1 S CR0628CXX	6 mm	28 mm	5	2404
250 1 D CR1328CXX	250 1 S CR1328CXX	13 mm	28 mm	5	2502
250 1 D CR4328CXX	250 1 S CR4328CXX	43 mm	28 mm	5	2862
250 1 D CR0337CXX	250 1 S CR0337CXX	3 mm	37 mm	5	2254
250 1 D CR0637CXX	250 1 S CR0637CXX	6 mm	37 mm	5	2304
250 1 D CR1337CXX	250 1 S CR1337CXX	13 mm	37 mm	5	2402
250 1 D CR4337CXX	250 1 S CR4337CXX	43 mm	37 mm	5	2762

* Per ordinare l'articolo con mano R/L
To order the R/L lock
2501 R CR0328CXX

* Per ordinare l'articolo in confezione industriale (**- 1 €**)
*To order the lock in industrial packaging (**- 1 €**)*
250 0 DCR0328CXX = **58 €**

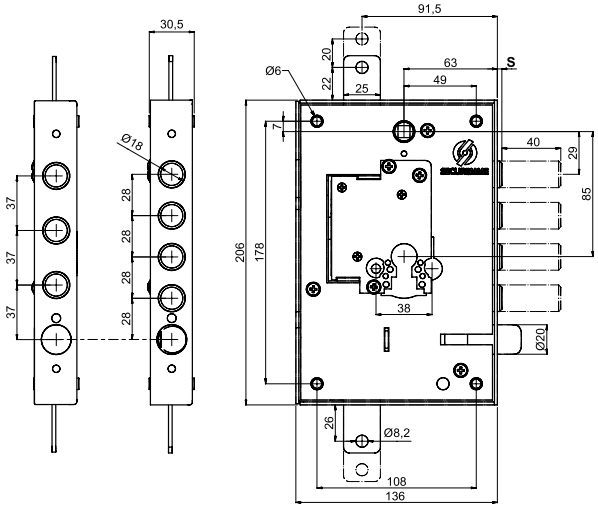

2501DCR0328CXX


2501DCR0337CXX

FISSAGGIO AD INFILARE I *MORTICE FIXING*

Mano destra (D) o spingere (R) * *Right hand (D) or push (R)*	Mano sinistra (S) o tirare (L) * *Left hand (S) or pull (L)*	Sporgenza pistoni (S) *Projection bolts (S)*	Interasse *Interspace*	*	g
2503 D CR0328CXX	2503 S CR0328CXX	-	28 mm	5	2760
2503 D CR0337CXX	2503 S CR0337CXX	-	37 mm	5	2660

* Confezione singola di serie
Single packing as standard supply

FRONTALE INOX
INOX FRONTAL

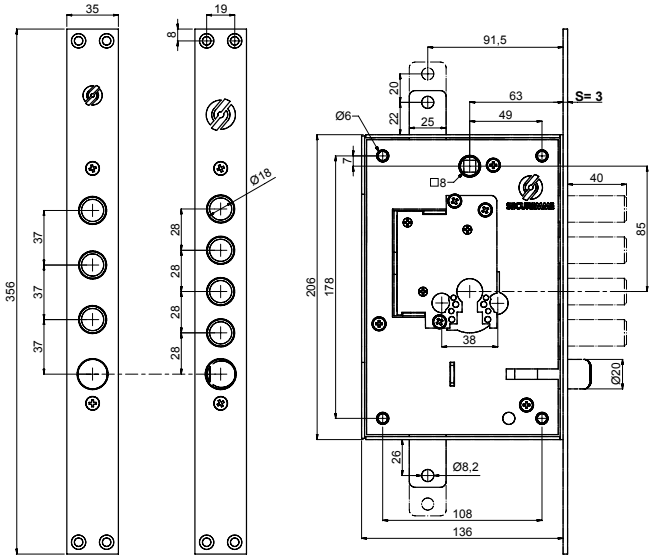

2503DCR0328CXX

2503DCR0337CXX

Serratura con cuore a cilindro Securtina per serie 25. 4 mandate, corsa 40 mm. **Si attiva il blocco del cilindro in caso di estrazione forzata o rottura del cilindro**, impedendo ai malintenzionati l'apertura della serratura e quindi dei catenacci. La serratura rimane bloccata, evitando al ladro di entrare in casa. Serratura con fissaggio laterale, planare e infilare. Chiusura triplice. Entrata chiave e maniglia 63 mm. Serratura destra, sinistra, spingere o tirare. Scrocco reversibile Ø 20 mm azionato da chiave e quadro maniglia 8 mm. 4 catenacci Ø 18 mm con interasse 28 mm, 3 catenacci con interasse 37 mm. A serratura chiusa la maniglia non sgancia lo scrocco.

Security lock line 25 with cylinder Securtina heart. *4 turns, bolts stroke 40 mm.* ***The device is activated in case of forced extraction or break of the cylinder*** *thus preventing thieves from opening the lock and bolts. Mortice, lateral or planar fixing. 3 locking points. Key and handle entrance 63 mm. Lock right, left, push or pull. Reversible Ø 20 mm latch operated by key and 8 mm handle square. 4 bolts Ø 18 mm with interspace 28 mm, 3 bolts with interspace 37 mm. When locked, the handle does not unhook the latch.*

FISSAGGIO PLANARE/LATERALE I *PLANAR/LATERAL FIXING*

Mano destra (D) o spingere (R) * *Right hand (D) or push (R)*	Mano sinistra (S) o tirare (L) * *Left hand (S) or pull (L)*	Sporgenza pistoni (S) *Projection bolts (S)*	Interasse *Interspace*	*	g
250 1 D CR0328TXX	250 1 S CR0328TXX	3 mm	28 mm	5	2365
250 1 D CR0628TXX	250 1 S CR0628TXX	6 mm	28 mm	5	2415
250 1 D CR1328TXX	250 1 S CR1328TXX	13 mm	28 mm	5	2512
250 1 D CR4328TXX	250 1 S CR4328TXX	43 mm	28 mm	5	2873
250 1 D CR0337TXX	250 1 S CR0337TXX	3 mm	37 mm	5	2264
250 1 D CR0637TXX	250 1 S CR0637TXX	6 mm	37 mm	5	2314
250 1 D CR1337TXX	250 1 S CR1337TXX	13 mm	37 mm	5	2412
250 1 D CR4337TXX	250 1 S CR4337TXX	43 mm	37 mm	5	2772

* Per ordinare l'articolo con mano R/L
To order the R/L lock
2501 R CR0328TXX

* Per ordinare l'articolo in confezione industriale (**- 1 €**)
*To order the lock in industrial packaging (**- 1 €**)*
250 0 DCR0328TXX = **63 €**

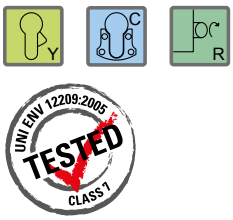

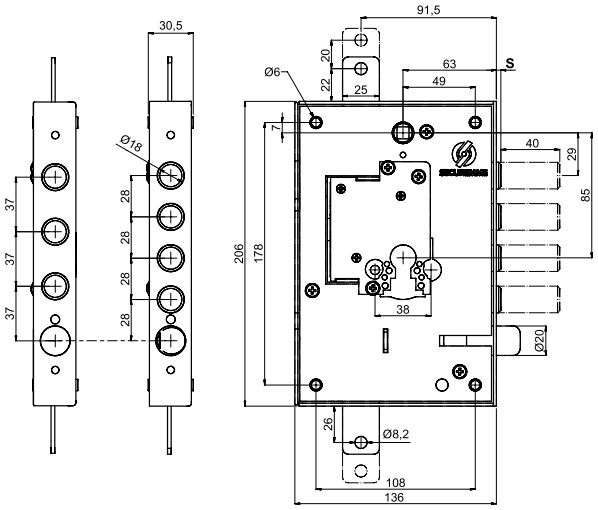

2501DCR0328TXX

2501DCR0337TXX

FISSAGGIO AD INFILARE I *MORTICE FIXING*

Mano destra (D) o spingere (R) * *Right hand (D) or push (R)*	Mano sinistra (S) o tirare (L) * *Left hand (S) or pull (L)*	Sporgenza pistoni (S) *Projection bolts (S)*	Interasse *Interspace*	*	g
2503 D CR0328TXX	2503 S CR0328TXX	-	28 mm	5	2770
2503 D CR0337TXX	2503 S CR0337TXX	-	37 mm	5	2670

* Per ordinare l'articolo con mano R/L
To order the R/L lock
2503 R CR0328TXX

* Confezione singola di serie
Single packing as standard supply

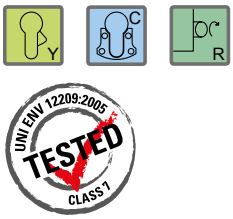

FRONTALE INOX
INOX FRONTAL

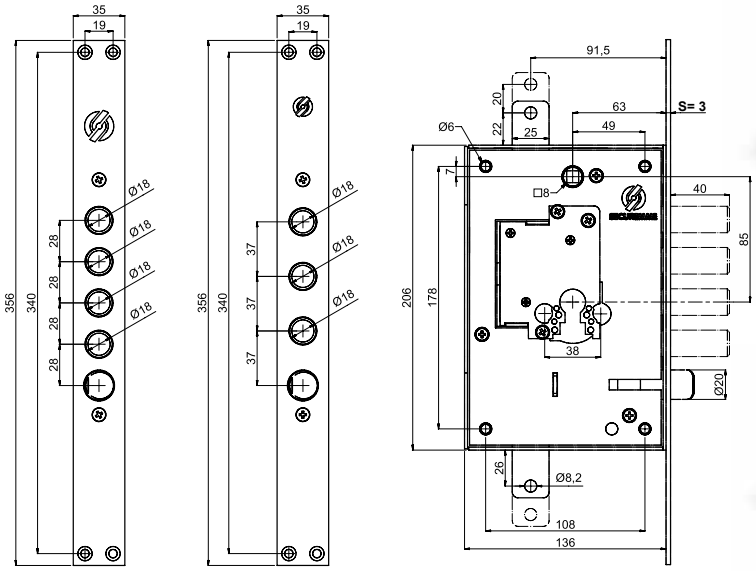

2503DCR0328TXX


2503DCR0337TXX

Serratura nuda senza cuore per porte blindate serie 25. Predisposta per cuore sia a doppia mappa che a cilindro. Fissaggio laterale, planare e infilare. Chiusura triplice. Scrocco reversibile Ø 20 mm. azionato da chiave e quadro maniglia 8 mm. 4 catenacci Ø 18 mm con interasse 28 mm, 3 catenacci con interasse 37 mm.

Abbina a questa serie i cuori della pagina accanto

Security lock line 25 without heart. *Arranged for both double ward and cylinder heart. Mortice, lateral or planar fixing. 3 locking points. Reversible Ø 20 mm latch operated by key and 8 mm handle square. 4 bolts Ø 18 mm with interspace 28 mm, 3 bolts with interspace 37 mm.*

Combine this line with hearts in the next page

FISSAGGIO PLANARE/LATERALE I *PLANAR/LATERAL FIXING*

Mano destra (D) o spingere (R) * *Right hand (D) or push (R)*	Mano sinistra (S) o tirare (L) * *Left hand (S) or pull (L)*	Sporgenza pistoni (S) *Projection bolts (S)*	Interasse *Interspace*	*	g
250 1 D CR0328	250 1 S CR0328	3 mm	28 mm	5	1991
250 1 D CR0628	250 1 S CR0628	6 mm	28 mm	5	2014
250 1 D CR1328	250 1 S CR1328	13 mm	28 mm	5	2104
250 1 D CR4328	250 1 S CR4328	43 mm	28 mm	5	2464
250 1 D CR0337	250 1 S CR0337	3 mm	37 mm	5	1939
250 1 D CR0637	250 1 S CR0637	6 mm	37 mm	5	1967
250 1 D CR1337	250 1 S CR1337	13 mm	37 mm	5	2041
250 1 D CR4337	250 1 S CR4337	43 mm	37 mm	5	2302

* Per ordinare l'articolo con mano R/L
To order the R/L lock
2501 R CR0328

* Per ordinare l'articolo in confezione industriale (**- 1 €**)
*To order the lock in industrial packaging (**- 1 €**)*
250 0 DCR0328 = **34,00 €**

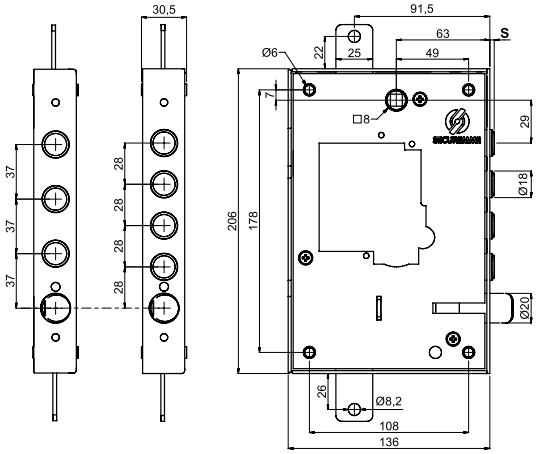

2501DCR0328

2501DCR0337

FISSAGGIO AD INFILARE I *MORTICE FIXING*

Mano destra (D) o spingere (R) * *Right hand (D) or push (R)*	Mano sinistra (S) o tirare (L) * *Left hand (S) or pull (L)*	Sporgenza pistoni (S) *Projection bolts (S)*	Interasse *Interspace*	*	g
250 3 D CR0328	250 3 S CR0328	-	28 mm	5	2526
250 3 D CR0337	250 3 S CR0337	-	37 mm	5	2429

* Per ordinare l'articolo con mano R/L
To order the R/L lock
2503 R CR0328

* Confezione singola di serie
Single packing as standard supply

FRONTALE INOX
INOX FRONTAL

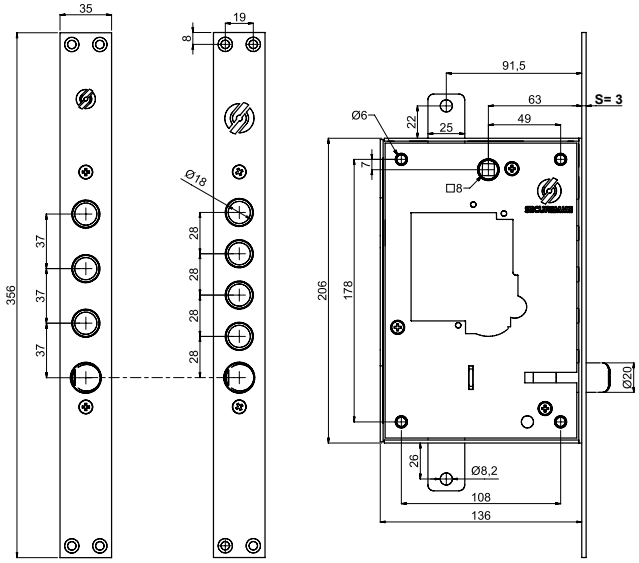

2503DCR0328

2503DCR0337

Cuore *Heart*	Mano destra *Right hand*	Mano sinistra *Left hand*	N. chiavi *N. keys*		g
25K CANTIERE	**25KX D ZBXXXXKK1**	**25KX S ZBXXXXKK1**	1	30	276

Cuore a doppia mappa a 4 mandate, corsa 40 mm, destro o sinistro con 1 chiave da cantiere KA unificata. Permette all'installatore di utilizzare 1 chiave per tutte le porte. **A cantiere ultimato sostituire con un cuore definitivo.**

Universal double ward heart with 4 turns, bolts stroke 40 mm, right or left hand with 1 universal site key KA. This heart allows the use of the same key for all locks in site. Then when workings are over, ***the site heart will be replaced with definitive heart.***

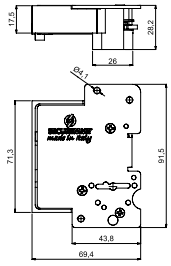

25M EASY MASTER	**25MX D ZBXXXXM43**	**25MX S ZBXXXXM43**	1 + 3	20	437

Cuore EASY MASTER a doppia mappa, 4 mandate, corsa 40 mm, 6 leve, chiave gialla da cantiere che apre fino a un massimo di 5000 serrature, 3 chiavi definitive in confezione sigillata da abilitare a cantiere ultimato. Con l'abilitazione delle chiavi definitive la chiave da cantiere è inutilizzabile.

Double ward heart EASY MASTER, 4 turns, bolts stroke 40 mm, 6 levers, site yellow key that can open up to 5000 locks, 3 definitive keys in sealed bag to activate when workings are over. The site key is not operative anymore after the activation of the definitive keys.

SECURMAP 24

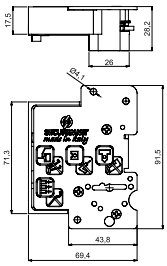

25S SECURMAP 24	**25SX D ZBXXXXXS46**	**25SX S ZBXXXXXS46**	3 + 1	20	505	*
	25SX D ZBXXXXXS47	**25SX S ZBXXXXXS47**	5 + 1	20	558	
	25SX D ZBXXXXXS56	**25SX S ZBXXXXXS56**	3 + 1	20	513	
	25SX D ZBXXXXXS57	**25SX S ZBXXXXXS57**	5 + 1	20	567	
	25SX D ZBXXXXXS66	**25SX S ZBXXXXXS66**	3 + 1	20	515	
	25SX D ZBXXXXXS67	**25SX S ZBXXXXXS67**	5 + 1	20	573	

Cuore definitivo a doppia mappa con brevetti contro la manipolazione e chiave protetta. 4 mandate corsa 40 mm, 6 leve.

Definitive double ward heart with patents against manipulation and protected key. 4 turns, bolts stroke 40 mm, 6 levers.

SECURMAP 24

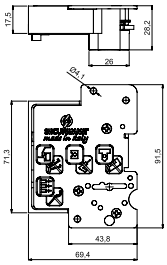

25C CILINDRO	**25CX D ZB**	**25CX S ZB**	-	20	358

Cuore a cilindro europeo, 4 mandate, corsa 40 mm.

European cylinder heart, 4 turns, bolts stroke 40 mm.

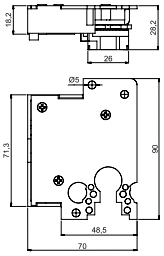

25T CILINDRO SECURTINA	**25TX D ZB**	**25TX S ZB**	-	20	404

Cuore a cilindro europeo Securtina. 4 mandate, corsa 40 mm. Blocco del cilindro in caso di estrazione forzata.

European cylinder heart Securtina. 4 turns, bolts stroke 40 mm. Cylinder blocking in case of forced extraction.

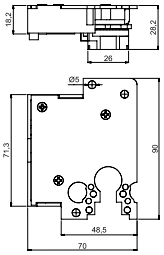

* **Extra sconto 10 euro per acquisto in abbinamento a serratura nuda**
* ***Extra discount of 10 Euro for purchase in combination to naked lock***

Serratura con cuore da cantiere a doppia mappa serie 25. Cuore a 4 mandate, corsa 40 mm, 1 chiave da cantiere KA unificata. Fissaggio laterale, planare e infilare. Chiusura triplice. Entrata chiave e maniglia 63 mm. Serratura destra, sinistra, spingere o tirare. Scrocco reversibile Ø 20 mm azionato da chiave e quadro maniglia 8 mm. 4 catenacci Ø 18 mm con interasse 28 mm, 3 catenacci con interasse 37 mm. A serratura chiusa la maniglia non sgancia lo scrocco. Questo cuore è da utilizzare in fase di cantiere e permette all'installatore di utilizzare 1 chiave per tutte le porte. A cantiere ultimato sostituire il cuore con uno definitivo.

Security lock line 25 with double ward site heart. *4 turns, bolts stroke 40 mm, 1 universal site key KA. Mortice, lateral or planar fixing. 3 locking points. Key entrance and handle 63 mm. Lock right, left, push or pull. Reversible Ø 20 mm latch operated by key and 8 mm handle square. 4 bolts Ø 18 mm with interspace 28 mm, 3 bolts with interspace 37 mm. When locked, the handle does not unhook the latch. This heart must be used during workings and allows the use of 1 key only for all doors. When site is over, replace the heart with a definitive one.*

FISSAGGIO PLANARE/LATERALE I *PLANAR/LATERAL FIXING*

Mano destra (D) o spingere (R) * *Right hand (D) or push (R)*	Mano sinistra (S) o tirare (L) * *Left hand (S) or pull (L)*	Sporgenza pistoni (S) *Projection bolts (S)*	Interasse *Interspace*	*	g
250 0 D CR0328KK1	250 0 S CR0328KK1	3 mm	28 mm	5	2326
250 0 D CR0628KK1	250 0 S CR0628KK1	6 mm	28 mm	5	2349
250 0 D CR1328KK1	250 0 S CR1328KK1	13 mm	28 mm	5	2439
250 0 D CR4328KK1	250 0 S CR4328KK1	43 mm	28 mm	5	2799
250 0 D CR0337KK1	250 0 S CR0337KK1	3 mm	37 mm	5	2265
250 0 D CR0637KK1	250 0 S CR0637KK1	6 mm	37 mm	5	2297
250 0 D CR1337KK1	250 0 S CR1337KK1	13 mm	37 mm	5	2376
250 0 D CR4337KK1	250 0 S CR4337KK1	43 mm	37 mm	5	2637

* Per ordinare l'articolo con mano R/L
To order the R/L lock
2500 R CR0328KK1

* Per ordinare l'articolo in confezione singola (**+ 1 €**)
*To order the lock in single packaging (**+ 1 €**)*
250 1 DCR0328KK1 = **41,50 €**

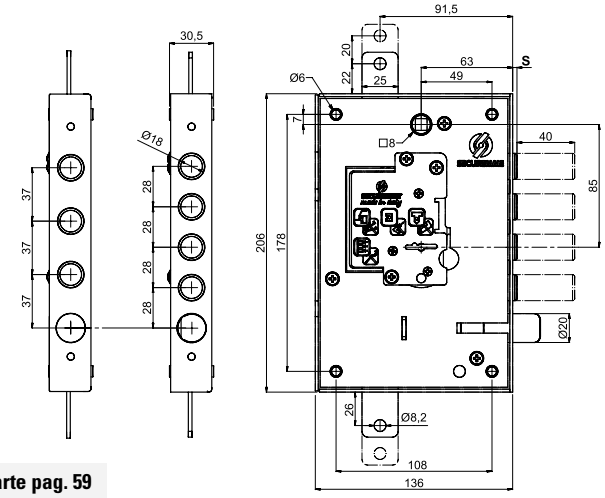

2500DCR0328KK1

2500DCR0337KK1

Cuore definitivo 25S, 25C, 25T, da ordinare a parte pag. 59
Definitive heart 25S, 25C, 25T to be ordered apart page 59

FISSAGGIO AD INFILARE I *MORTICE FIXING*

Mano destra (D) o spingere (R) * *Right hand (D) or push (R)*	Mano sinistra (S) o tirare (L) * *Left hand (S) or pull (L)*	Sporgenza pistoni (S) *Projection bolts (S)*	Interasse *Interspace*	*	g
2503 D CR0328KK1	2503 S CR0328KK1	-	28 mm	5	2861
2503 D CR0337KK1	2503 S CR0337KK1	-	37 mm	5	2800

* Per ordinare l'articolo con mano R/L
To order the R/L lock
2503 R CR0328KK1

* Confezione singola di serie
Single packing as standard supply

FRONTALE INOX
INOX FRONTAL

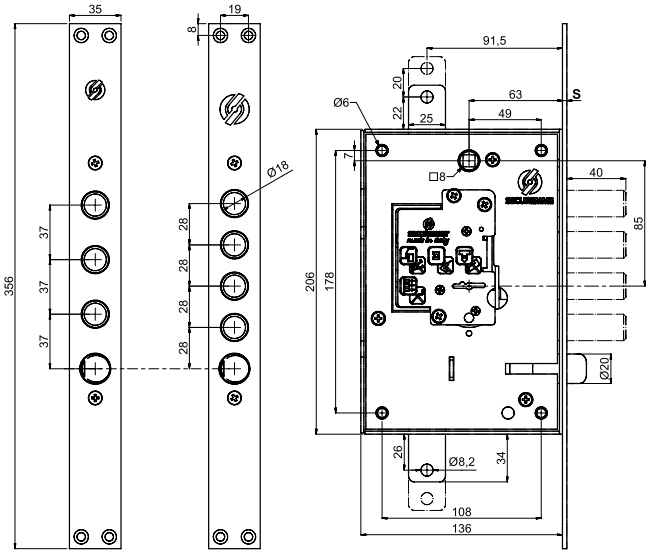

2503DCR0328KK1



2503DCR0337KK1

Cuore definitivo 25S, 25C, 25T, da ordinare a parte pag. 59
Definitive heart 25S, 25C, 25T to be ordered apart page 59

Serratura con cuore Easy Master per serie 25. Cuore a doppia mappa Securmap a 4 mandate corsa 40 mm, 6 leve. **1 chiave da cantiere che apre più serrature**, 3 chiavi definitive in confezione sigillata da abilitare a cantiere ultimato. Con l'abilitazione delle chiavi definitive la chiave da cantiere è inutilizzabile. Serratura fissaggio laterale, planare. chiusura triplice. Entrata chiave e maniglia 63 mm. Serratura destra, sinistra, spingere o tirare. Scrocco reversibile Ø 20 mm azionato da chiave e quadro maniglia 8 mm. 4 catenacci Ø 18 mm con interasse 28 mm, 3 catenacci con interasse 37 mm. A serratura chiusa la maniglia non sgancia lo scrocco. Brevetti contro la manipolazione e chiave protetta.

Security lock with Easy Master heart for line 25. *Double ward Securmap heart with 4 turns, bolts stroke 40 mm, 6 levers.* ***1 site key that opens different locks****, 3 definitive keys in sealed bag to be enabled when site completed. Once definitive keys are enabled, the site key becomes unusable. Lateral or planar lock, 3 locking points. Key entrance and handle 63 mm. Lock right, left, push or pull. Reversible latch Ø 20 mm activated by key and handle square 8 mm. 4 bolts Ø 18 mm with interspace 28 mm, 3 bolts with interspace 37 mm. When locked the handle does not unhook the latch. Anti-manipulation patents and protected key.*

FISSAGGIO PLANARE/LATERALE I *PLANAR/LATERAL FIXING*

Mano destra (D) o spingere (R) * *Right hand (D) or push (R)*	Mano sinistra (S) o tirare (L) * *Left hand (S) or pull (L)*	Sporgenza pistoni (S) *Projection bolts (S)*	Interasse *Interspace*	*	g
250 0 D CR0328M43	250 0 S CR0328M43	3 mm	28 mm	5	2468
250 0 D CR0628M43	250 0 S CR0628M43	6 mm	28 mm	5	2491
250 0 D CR1328M43	250 0 S CR1328M43	13 mm	28 mm	5	2581
250 0 D CR4328M43	250 0 S CR4328M43	43 mm	28 mm	5	2491
250 0 D CR0337M43	250 0 S CR0337M43	3 mm	37 mm	5	2416
250 0 D CR0637M43	250 0 S CR0637M43	6 mm	37 mm	5	2439
250 0 D CR1337M43	250 0 S CR1337M43	13 mm	37 mm	5	2529
250 0 D CR4337M43	250 0 S CR4337M43	43 mm	37 mm	5	2889

* Per ordinare l'articolo con mano R/L
To order the R/L lock
2500 R CR0328M43

* Per ordinare l'articolo in confezione singola (**+ 1 €**)
*To order the lock in single packaging (**+ 1 €**)*
250 1 DCR0328M43 = **72 €**

SECURMAP 24

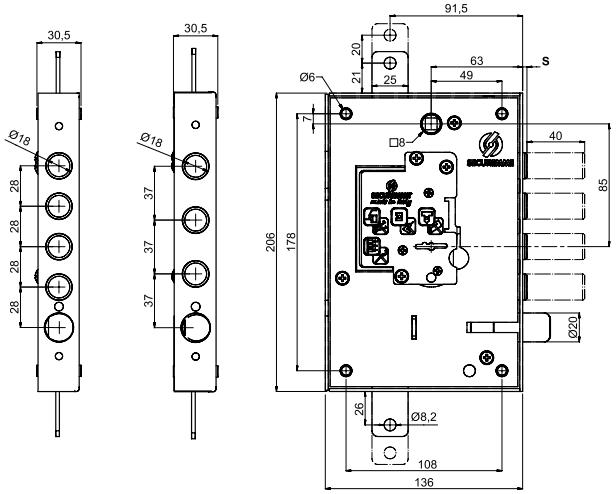

2500DCR0328M43

2500DCR0337M43

CAMBIO EASY MASTER - PER EFFETTUARE IL CAMBIO, DA CANTIERE A DEFINITIVO
EASY MASTER CHANGE - TO MAKE THE CHANGE FROM SITE TO DEFINITIVE HEART

LA CHIAVE NON DEVE ESSERE INSERITA, VERIFICARE CHE IL CODICE SUL SACCHETTO DELLE CHIAVI SIA UGUALE AL CODICE SULLA PORTA.

KEY NOT ENTERED INTO THE LOCK, CHECK THAT THE CODE ON THE KEYS BAG IS YHE SAME OF THE ONE ON THE DOOR.

01 Inserire il tubo estrattore nel foro della placca come in figura e spingere con forza fino allo scatto.

Insert the extracting cable in the hole of the plate like in picture and push with force up to click.

02 Estrarre l'inserto.

Pull out the insert.

03 Coprire i fori con il tappo di plastica contenuto nella confezione. La chiave da cantiere non è più utilizzabile, funziona solo la chiave definitiva.

Cover the holes with the plastic insert in sealed bag. The site key is not active anymore, the definitive key is the only operative.

SERRATURA DESTRA
RIGHT LOCK

LATO INTERNO
INTERNAL SIDE

SERRATURA SINISTRA
LEFT LOCK

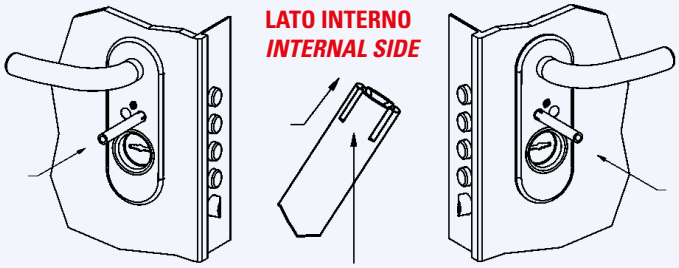

ATTENZIONE: verificare la parte d'inserimento del tubo estrattore
ATTENTION: check the inserting side of extracting cable

01

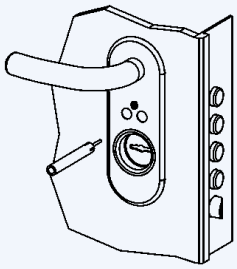

02

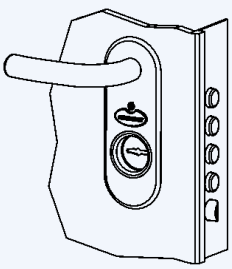

03

Serratura con cuore Securmap 24 per porte blindate serie 25 senza mezzo giro (scrocco). Cuore Securmap 24 con brevetti contro l'utilizzo di sofisticati strumenti di manipolazione. Chiave brevettata a duplicazione protetta, leve antipicking oscillanti e mentonnet a profilo speciale, leva di blocco antimanipolazione. Serratura con fissaggio laterale, planare e infilare. Chiusura triplice. Entrata chiave 63 mm. Serratura destra, sinistra, 4 catenacci Ø 18 mm con interasse 28 mm, 3 catenacci con interasse 37 mm.

Security lock with Securmap 24 heart for safety doors line 25 without half turn (latch). Securmap 24 heart with patents against sophisticated manipulation devices. *Patented key with protected duplication, anti-picking balancing levers and special profile mentonnet, anti-manipulation block lever. Lock with lateral, planar or mortice fixing. 3 locking points. Key entrance 63 mm. Lock right, left, 4 bolts Ø 18 mm with interspace 28 mm, 3 bolts with interspace 37 mm.*

FISSAGGIO PLANARE/LATERALE I *PLANAR/LATERAL FIXING*

Mano destra (D) *Right hand (D)*	Mano sinistra (S) *Left hand (S)*	Sporgenza pistoni (S) *Projection bolts (S)*	Interasse *Interspace*		N. chiavi *N. keys*	*	g
251 1 DCR0328S46	251 1 SCR0328S46	3 mm	28 mm	40 mm	3+1T	5	2250
251 1 DCR0328S47	251 1 SCR0328S47	3 mm	28 mm	40 mm	5+1T	5	2300
251 1 DCR0328S56	251 1 SCR0328S56	3 mm	28 mm	50 mm	3+1T	5	2270
251 1 DCR0328S57	251 1 SCR0328S57	3 mm	28 mm	50 mm	5+1T	5	2320
251 1 DCR0328S66	251 1 SCR0328S66	3 mm	28 mm	60 mm	3+1T	5	2290
251 1 DCR0328S67	251 1 SCR0328S67	3 mm	28 mm	60 mm	5+1T	5	2340
251 1 DCR0628S46	251 1 SCR0628S46	6 mm	28 mm	40 mm	3+1T	5	2300
251 1 DCR0628S47	251 1 SCR0628S47	6 mm	28 mm	40 mm	5+1T	5	2350
251 1 DCR0628S56	251 1 SCR0628S56	6 mm	28 mm	50 mm	3+1T	5	2320
251 1 DCR0628S57	251 1 SCR0628S57	6 mm	28 mm	50 mm	5+1T	5	2370
251 1 DCR0628S66	251 1 SCR0628S66	6 mm	28 mm	60 mm	3+1T	5	2340
251 1 DCR0628S67	251 1 SCR0628S67	6 mm	28 mm	60 mm	5+1T	5	2390
251 1 DCR1328S46	251 1 SCR1328S46	13 mm	28 mm	40 mm	3+1T	5	2398
251 1 DCR1328S47	251 1 SCR1328S47	13 mm	28 mm	40 mm	5+1T	5	2448
251 1 DCR1328S56	251 1 SCR1328S56	13 mm	28 mm	50 mm	3+1T	5	2418
251 1 DCR1328S57	251 1 SCR1328S57	13 mm	28 mm	50 mm	5+1T	5	2468
251 1 DCR1328S66	251 1 SCR1328S66	13 mm	28 mm	60 mm	3+1T	5	2488
251 1 DCR1328S67	251 1 SCR1328S67	13 mm	28 mm	60 mm	5+1T	5	2488
251 1 DCR4328S46	251 1 SCR4328S46	43 mm	28 mm	40 mm	3+1T	5	2762
251 1 DCR4328S47	251 1 SCR4328S47	43 mm	28 mm	40 mm	5+1T	5	2812
251 1 DCR4328S56	251 1 SCR4328S56	43 mm	28 mm	50 mm	3+1T	5	2782
251 1 DCR4328S57	251 1 SCR4328S57	43 mm	28 mm	50 mm	5+1T	5	2832
251 1 DCR4328S66	251 1 SCR4328S66	43 mm	28 mm	60 mm	3+1T	5	2802
251 1 DCR4328S67	251 1 SCR4328S67	43 mm	28 mm	60 mm	5+1T	5	2852
251 1 DCR0337S46	251 1 SCR0337S46	3 mm	37 mm	40 mm	3+1T	5	2150
251 1 DCR0337S47	251 1 SCR0337S47	3 mm	37 mm	40 mm	5+1T	5	2200
251 1 DCR0337S56	251 1 SCR0337S56	3 mm	37 mm	50 mm	3+1T	5	2170
251 1 DCR0337S57	251 1 SCR0337S57	3 mm	37 mm	50 mm	5+1T	5	2220
251 1 DCR0337S66	251 1 SCR0337S66	3 mm	37 mm	60 mm	3+1T	5	2190
251 1 DCR0337S67	251 1 SCR0337S67	3 mm	37 mm	60 mm	5+1T	5	2240
251 1 DCR0637S46	251 1 SCR0637S46	6 mm	37 mm	40 mm	3+1T	5	2200
251 1 DCR0637S47	251 1 SCR0637S47	6 mm	37 mm	40 mm	5+1T	5	2250
251 1 DCR0637S56	251 1 SCR0637S56	6 mm	37 mm	50 mm	3+1T	5	2220
251 1 DCR0637S57	251 1 SCR0637S57	6 mm	37 mm	50 mm	5+1T	5	2270
251 1 DCR0637S66	251 1 SCR0637S66	6 mm	37 mm	60 mm	3+1T	5	2240
251 1 DCR0637S67	251 1 SCR0637S67	6 mm	37 mm	60 mm	5+1T	5	2290
251 1 DCR1337S46	251 1 SCR1337S46	13 mm	37 mm	40 mm	3+1T	5	2298
251 1 DCR1337S47	251 1 SCR1337S47	13 mm	37 mm	40 mm	5+1T	5	2348
251 1 DCR1337S56	251 1 SCR1337S56	13 mm	37 mm	50 mm	3+1T	5	2318
251 1 DCR1337S57	251 1 SCR1337S57	13 mm	37 mm	50 mm	5+1T	5	2368
251 1 DCR1337S66	251 1 SCR1337S66	13 mm	37 mm	60 mm	3+1T	5	2338
251 1 DCR1337S67	251 1 SCR1337S67	13 mm	37 mm	60 mm	5+1T	5	2389
251 1 DCR4337S46	251 1 SCR4337S46	43 mm	37 mm	40 mm	3+1T	5	2662
251 1 DCR4337S47	251 1 SCR4337S47	43 mm	37 mm	40 mm	5+1T	5	2712
251 1 DCR4337S56	251 1 SCR4337S56	43 mm	37 mm	50 mm	3+1T	5	2682
251 1 DCR4337S57	251 1 SCR4337S57	43 mm	37 mm	50 mm	5+1T	5	2732
251 1 DCR4337S66	251 1 SCR4337S66	43 mm	37 mm	60 mm	3+1T	5	2702
251 1 DCR4337S67	251 1 SCR4337S67	43 mm	37 mm	60 mm	5+1T	5	2752

* Per ordinare l'articolo in confezione industriale (**- 1 €**)
*To order the lock in industrial packaging (**- 1 €**)*
251 0 DCR0328S46 = **65 €**

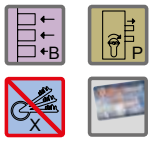

SECURMAP 24

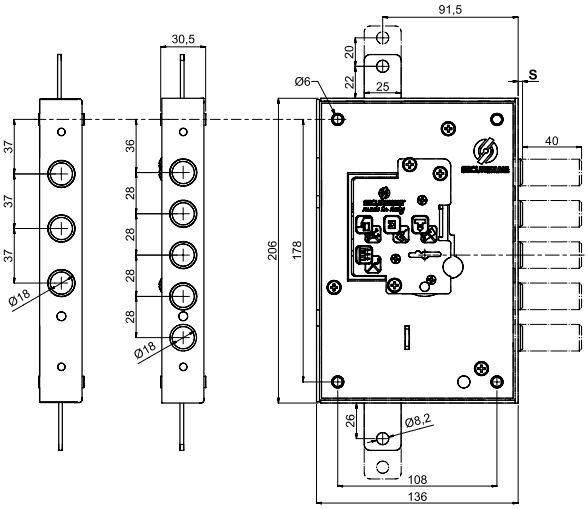

2511DCR0328S46

2511DCR0337S46

FISSAGGIO AD INFILARE | *MORTICE FIXING*

Mano destra (D) *Right hand (D)*	Mano sinistra (S) *Left hand (S)*	Sporgenza pistoni (S) *Projection bolts (S)*	Interasse *Interspace*		N. chiavi *N. keys*	*	g
2513 D CR0328S46	2513 S CR0328S46	-	28 mm	40 mm	3+1T	5	2710
2513 D CR0328S47	2513 S CR0328S47	-	28 mm	40 mm	5+1T	5	2764
2513 D CR0328S56	2513 S CR0328S56	-	28 mm	50 mm	3+1T	5	2734
2513 D CR0328S57	251 3 S CR0328S57	-	28 mm	50 mm	5+1T	5	2966
2513 D CR0328S66	2513 S CR0328S66	-	28 mm	60 mm	3+1T	5	2754
2513 D CR0328S67	2513 S CR0328S67	-	28 mm	60 mm	5+1T	5	2804
2513 D CR0337S46	2513 S CR0337S46	-	37 mm	40 mm	3+1T	5	2614
2513 D CR0337S47	2513 S CR0337S47	-	37 mm	40 mm	5+1T	5	2664
2513 D CR0337S56	2513 S CR0337S56	-	37 mm	50 mm	3+1T	5	2634
2513 D CR0337S57	2513 S CR0337S57	-	37 mm	50 mm	5+1T	5	2684
2513 D CR0337S66	2513 S CR0337S66	-	37 mm	60 mm	3+1T	5	2654
2513 D CR0337S67	2513 S CR0337S67	-	37 mm	60 mm	5+1T	5	2704

* Confezione singola di serie
Single packing as standard supply

SECURMAP 24

FRONTALE INOX
INOX FRONTAL

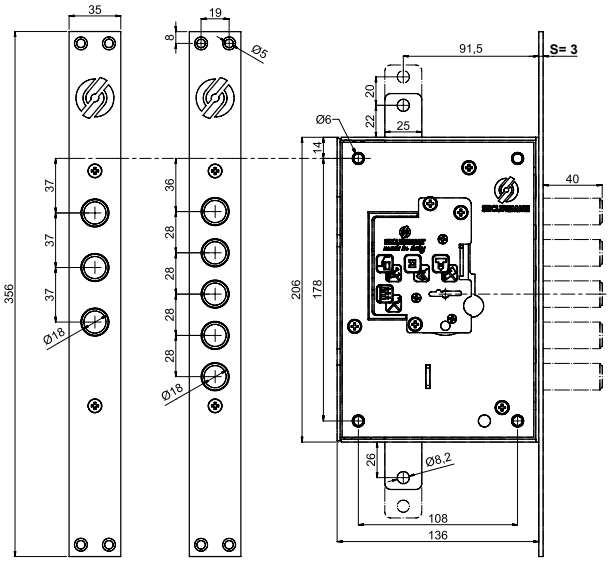

2513DCR0328S46

2513DCR0337S46

Serratura con cuore a cilindro serie 25 senza mezzo giro (scrocco). 4 mandate, corsa 40 mm. Fissaggio laterale, planare e infilare. Chiusura triplice. Entrata chiave 63 mm. Serratura destra, sinistra, 5 catenacci Ø 18 mm con interasse 28 mm oppure in versione 3 catenacci con interasse 37 mm.

Security lock with cylinder heart line 25 without half turn (latch). *4 turns, bolts stroke 40 mm. Lateral, planar or mortice fixing. 3 locking points. Key entrance 63 mm. Lock right, left, 5 bolts Ø 18 mm with interspace 28 mm or 3 bolts with interspace 37 mm.*

FISSAGGIO PLANARE/LATERALE | *PLANAR/LATERAL FIXING*

Mano destra (D) *Right hand (D)*	Mano sinistra (S) *Left hand (S)*	Sporgenza pistoni (S) *Projection bolts (S)*	Interasse *Interspace*	*	g
251 1 DCR0328CXX	251 1 SCR0328CXX	3 mm	28 mm	5	2050
251 1 DCR0628CXX	251 1 SCR0628CXX	6 mm	28 mm	5	2100
251 1 DCR1328CXX	251 1 SCR1328CXX	13 mm	28 mm	5	2198
251 1 DCR4328CXX	251 1 SCR4328CXX	43 mm	28 mm	5	2565
251 1 DCR0337CXX	251 1 SCR0337CXX	3 mm	37 mm	5	1950
251 1 DCR0637CXX	251 1 SCR0637CXX	6 mm	37 mm	5	2000
251 1 DCR1337CXX	251 1 SCR1337CXX	13 mm	37 mm	5	2098
251 1 DCR4337CXX	251 1 SCR4337CXX	43 mm	37 mm	5	2465

* Per ordinare l'articolo in confezione industriale (**- 1 €**)
*To order the lock in industrial packaging (**- 1 €**)*
251 0 DCR0328CXX = 55 €

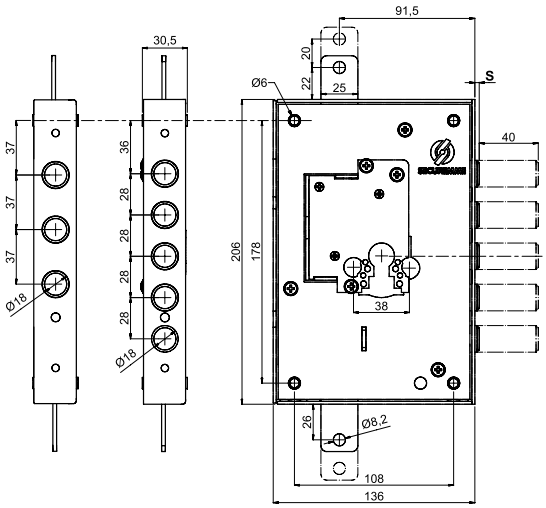

2511DCR0328CXX

2511DCR0337CXX

FISSAGGIO AD INFILARE | *MORTICE FIXING*

Mano destra (D) *Right hand (D)*	Mano sinistra (S) *Left hand (S)*	Sporgenza pistoni (S) *Projection bolts (S)*	Interasse *Interspace*	*	g
251 3 DCR0328CXX	251 3 SCR0328CXX	-	28 mm	5	2514
251 3 DCR0337CXX	251 3 SCR0337CXX	-	37 mm	5	2414

* Confezione singola di serie
Single packing as standard supply

FRONTALE INOX
INOX FRONTAL

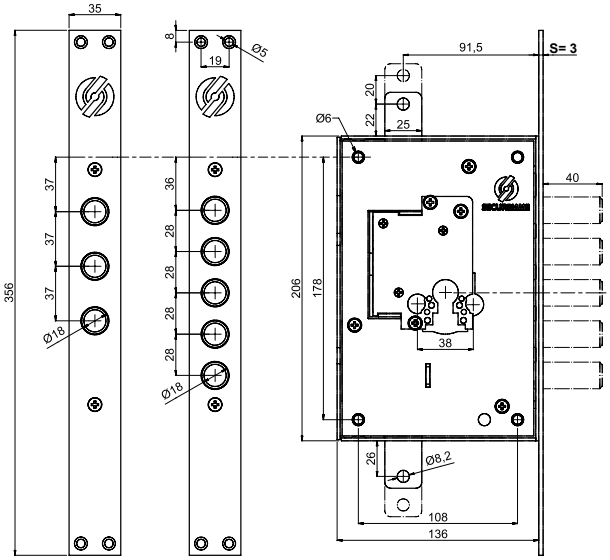

2513DCR0328CXX


2513DCR0337CXX

Serratura con cuore a cilindro Securtina serie 25 senza mezzo giro (scrocco). 4 mandate, corsa 40 mm. **Si attiva il blocco del cilindro in caso di estrazione forzata o rottura del cilindro**, impedendo ai malintenzionati l'apertura della serratura e quindi dei catenacci. La serratura rimane bloccata, evitando al ladro di entrare in casa. Serratura con fissaggio laterale, planare e infilare. Chiusura triplice. Entrata chiave 63 mm. Serratura destra, sinistra, 5 catenacci Ø 18 mm con interasse 28 mm, 3 catenacci con interasse 37 mm.

Security lock with cylinder heart Securtina line 25 without half turn (latch). *4 turns, bolts stroke 40 mm.* ***The device is activated in case of forced extraction or break of the cylinder*** *thus preventing thieves from opening the lock and bolts. Mortice, lateral or planar fixing. 3 locking points. Key entrance 63 mm. Lock right, left, 5 bolts Ø 18 mm with interspace 28 mm, 3 bolts with interspace 37 mm.*

FISSAGGIO PLANARE/LATERALE | *PLANAR/LATERAL FIXING*

Mano destra (D) *Right hand (D)*	Mano sinistra (S) *Left hand (S)*	Sporgenza pistoni (S) *Projection bolts (S)*	Interasse *Interspace*	*	g
251 1 DCR0328TXX	251 1 SCR0328TXX	3 mm	28 mm	5	2100
251 1 DCR0628TXX	251 1 SCR0628TXX	6 mm	28 mm	5	2150
251 1 DCR1328TXX	251 1 SCR1328TXX	13 mm	28 mm	5	2248
251 1 DCR4328TXX	251 1 SCR4328TXX	43 mm	28 mm	5	2605
251 1 DCR0337TXX	251 1 SCR0337TXX	3 mm	37 mm	5	2000
251 1 DCR0637TXX	251 1 SCR0637TXX	6 mm	37 mm	5	2050
251 1 DCR1337TXX	251 1 SCR1337TXX	13 mm	37 mm	5	2148
251 1 DCR4337TXX	251 1 SCR4337TXX	43 mm	37 mm	5	2515

* Per ordinare l'articolo in confezione industriale (**- 1 €**)
*To order the lock in industrial packaging (**- 1 €**)*
251 0 DCR0328TXX = 60 €

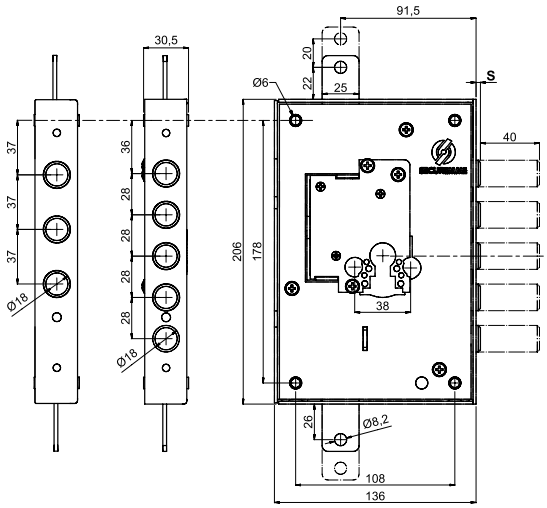

2511DCR0328TXX

2511DCR0337TXX

FISSAGGIO AD INFILARE | *MORTICE FIXING*

Mano destra (D) *Right hand (D)*	Mano sinistra (S) *Left hand (S)*	Sporgenza pistoni (S) *Projection bolts (S)*	Interasse *Interspace*	*	g
251 3 DCR0328TXX	251 3 SCR0328TXX	-	28 mm	5	2564
251 3 DCR0337TXX	251 3 SCR0337TXX	-	37 mm	5	2464

* Confezione singola di serie
Single packing as standard supply

FRONTALE INOX
INOX FRONTAL

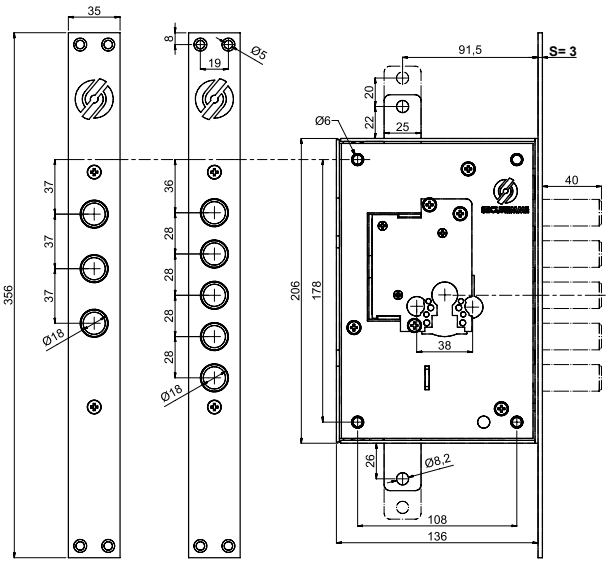

2513DCR0328TXX

2513DCR0337TXX

Serratura senza cuore per serie 25. Predisposta per cambio cuore sia a doppia mappa che a cilindro. Fissaggio laterale, planare e infilare. Chiusura triplice, **senza mezzo giro (scrocco).** Entrata chiave 63 mm. Serratura destra, sinistra, 5 catenacci Ø 18 mm con interasse 28 mm o 3 catenacci con interasse 37 mm.

Abbina a questa serie i cuori della pagina accanto

Security lock without heart for line 25. *Arranged for both double ward or cylinder heart. Lateral, planar or mortice fixing. 3 locking points,* ***without half turn (latch).*** *Key entrance 63 mm. Lock right, left, 5 bolts Ø 18 mm with interspace 28 mm or 3 bolts with interspace 37 mm.*

Combine this line with hearts in the next page

FISSAGGIO PLANARE/LATERALE I *PLANAR/LATERAL FIXING*

Mano destra (D) *Right hand (D)*	Mano sinistra (S) *Left hand (S)*	Sporgenza pistoni (S) *Projection bolts (S)*	Interasse *Interspace*	*	g
251 1 DCR0328	251 1 SCR0328	3 mm	28 mm	5	1750
251 1 DCR0628	251 1 SCR0628	6 mm	28 mm	5	1800
251 1 DCR1328	251 1 SCR1328	13 mm	28 mm	5	1898
251 1 DCR4328	251 1 SCR4328	43 mm	28 mm	5	2258
251 1 DCR0337	251 1 SCR0337	3 mm	37 mm	5	1650
251 1 DCR0637	251 1 SCR0637	6 mm	37 mm	5	1700
251 1 DCR1337	251 1 SCR1337	13 mm	37 mm	5	1798
251 1 DCR4337	251 1 SCR4337	43 mm	37 mm	5	2158

* Per ordinare l'articolo in confezione industriale (**- 1 €**)
*To order the lock in industrial packaging (**- 1 €**)*
251 0 DCR0328 = **31 €**

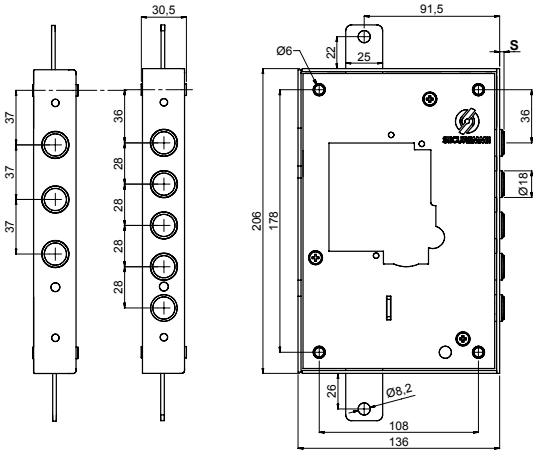

2511DCR0328

2511DCR0337

FISSAGGIO AD INFILARE I *MORTICE FIXING*

Mano destra (D) *Right hand (D)*	Mano sinistra (S) *Left hand (S)*	Sporgenza pistoni (S) *Projection bolts (S)*	Interasse *Interspace*	*	g
251 3 DCR0328	251 3 SCR0328	-	28 mm	5	2214
251 3 DCR0337	251 3 SCR0337	-	37 mm	5	2114

* Confezione singola di serie
Single packing as standard supply

FRONTALE INOX
INOX FRONTAL

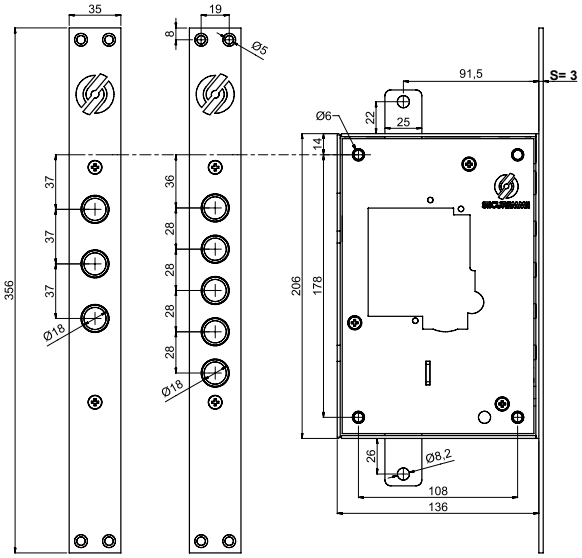

2513DCR0328

2513DCR0337

Cuore *Heart*	Mano destra *Right hand*	Mano sinistra *Left hand*	N. chiavi *N. keys*		g
25K CANTIERE	**25KX D ZBXXXXKK1**	**25KX S ZBXXXXKK1**	1	30	276

Cuore a doppia mappa a 4 mandate, corsa 40 mm, destro o sinistro con 1 chiave da cantiere KA unificata. Permette all'installatore di utilizzare 1 chiave per tutte le porte. **A cantiere ultimato sostituire con un cuore definitivo.**

Universal double ward heart with 4 turns, bolts stroke 40 mm, right or left hand with 1 universal site key KA. This heart allows the use of the same key for all locks in site. Then when workings are over, ***the site heart will be replaced with definitive heart.***

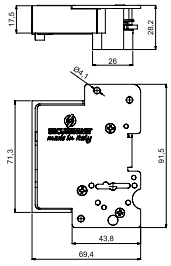

25M EASY MASTER	**25MX D ZBXXXXM43**	**25MX S ZBXXXXM43**	1 + 3	20	437

Cuore EASY MASTER a doppia mappa, 4 mandate, corsa 40 mm, 6 leve, chiave gialla da cantiere che apre fino a un massimo di 5000 serrature, 3 chiavi definitive in confezione sigillata da abilitare a cantiere ultimato. Con l'abilitazione delle chiavi definitive la chiave da cantiere è inutilizzabile.

Double ward heart EASY MASTER, 4 turns, bolts stroke 40 mm, 6 levers, site yellow key that can open up to 5000 locks, 3 definitive keys in sealed bag to activate when workings are over. The site key is not operative anymore after the activation of the definitive keys.

SECURMAP 24

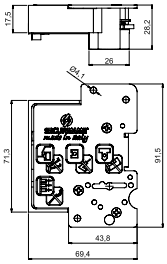

25S SECURMAP 24	**25SX D ZBXXXXXS46**	**25SX S ZBXXXXXS46**	3 + 1	20	505	*
	25SX D ZBXXXXXS47	**25SX S ZBXXXXXS47**	5 + 1	20	558	
	25SX D ZBXXXXXS56	**25SX S ZBXXXXXS56**	3 + 1	20	513	
	25SX D ZBXXXXXS57	**25SX S ZBXXXXXS57**	5 + 1	20	567	
	25SX D ZBXXXXXS66	**25SX S ZBXXXXXS66**	3 + 1	20	515	
	25SX D ZBXXXXXS67	**25SX S ZBXXXXXS67**	5 + 1	20	573	

Cuore definitivo a doppia mappa con brevetti contro la manipolazione e chiave protetta. 4 mandate corsa 40 mm, 6 leve.

Definitive double ward heart with patents against manipulation and protected key. 4 turns, bolts stroke 40 mm, 6 levers.

SECURMAP 24

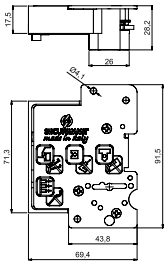

25C CILINDRO	**25CX D ZB**	**25CX S ZB**	-	20	358

Cuore a cilindro europeo, 4 mandate, corsa 40 mm.

European cylinder heart, 4 turns, bolts stroke 40 mm.

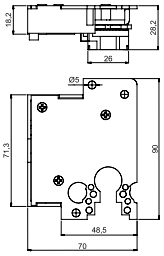

25T CILINDRO SECURTINA	**25TX D ZB**	**25TX S ZB**	-	20	404

Cuore a cilindro europeo Securtina. 4 mandate, corsa 40 mm. Blocco del cilindro in caso di estrazione forzata.

European cylinder heart Securtina. 4 turns, bolts stroke 40 mm. Cylinder blocking in case of forced extraction.

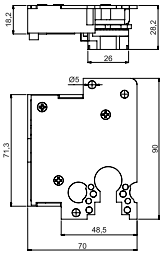

* **Extra sconto 10 euro per acquisto in abbinamento a serratura nuda**
* ***Extra discount of 10 Euro for purchase in combination to naked lock***

Serratura con cuore da cantiere per serie 25. Cuore a 4 mandate, corsa 40 mm, 2 leve. 1 chiave da cantiere unificata KA. Fissaggio laterale, planare e infilare. Chiusura triplice, senza mezzo giro (scrocco). Entrata chiave 63 mm. Serratura destra, sinistra, 5 catenacci Ø 18 mm. con interasse 28 mm o 3 catenacci con interasse 37 mm. Cuore da utlizzare in fase di cantiere e permette all'installatore di utilizzare una chiave per tutte le porte. A cantiere ultimato sostituire questo cuore con uno definitivo.

Security lock line 25 with double ward site heart. *4 turns, bolts stroke 40 mm, 2 levers. 1 universal site key KA. Mortice, lateral or planar fixing. 3 locking points, without half turn (latch). Key entrance 63 mm. Lock right, left, 5 bolts Ø 18 mm with interspace 28 mm or 3 bolts with interspace 37 mm. This heart must be used during workings and allows the use of 1 key only for all doors. When site is over, replace the heart with a definitive one.*

FISSAGGIO PLANARE/LATERALE I *PLANAR/LATERAL FIXING*

Mano destra (D) *Right hand (D)*	Mano sinistra (S) *Left hand (S)*	Sporgenza pistoni (S) *Projection bolts (S)*	Interasse *Interspace*	*	g
251 0 DCR0328KK1	251 0 SCR0328KK1	3 mm	28 mm	5	2046
251 0 DCR0628KK1	251 0 SCR0628KK1	6 mm	28 mm	5	2096
251 0 DCR1328KK1	251 0 SCR1328KK1	13 mm	28 mm	5	2192
251 0 DCR4328KK1	251 0 SCR4328KK1	43 mm	28 mm	5	2559
251 0 DCR0337KK1	251 0 SCR0337KK1	3 mm	37 mm	5	1944
251 0 DCR0637KK1	251 0 SCR0637KK1	6 mm	37 mm	5	1944
251 0 DCR1337KK1	251 0 SCR1337KK1	13 mm	37 mm	5	2092
251 0 DCRS337KK1	251 0 SCRS337KK1	43 mm	37 mm	5	2459

* Per ordinare l'articolo in confezione singola (**+ 1 €**)
*To order the lock in single packaging (**+ 1 €**)*
251 1 DCR0328KK1 = 38,50 €

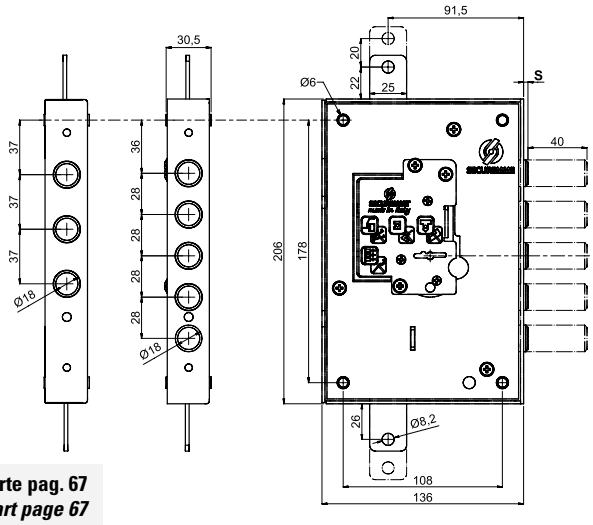


2510DCR0328KK1


2510DCR0337KK1

Cuore definitivo 25S, 25C, 25T, da ordinare a parte pag. 67
Definitive heart 25S, 25C, 25T to be ordered apart page 67

FISSAGGIO AD INFILARE I *MORTICE FIXING*

Mano destra (D) *Right hand (D)*	Mano sinistra (S) *Left hand (S)*	Sporgenza pistoni (S) *Projection bolts (S)*	Interasse *Interspace*	*	g
251 3 DCR0328KK1	251 3 SCR0328KK1	-	28 mm	5	2510
251 3 DCR0337KK1	251 3 SCR0337KK1	-	37 mm	5	2410

* Confezione singola di serie
Single packing as standard supply

FRONTALE INOX
INOX FRONTAL

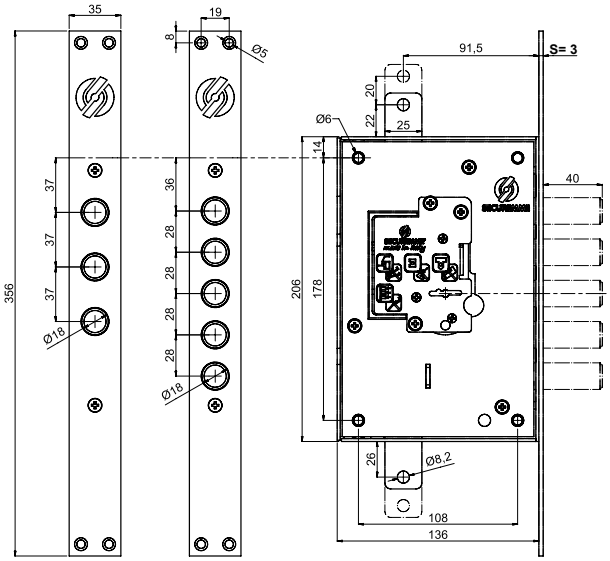

2513DCR0328KK1

2513DCR0337KK1

Cuore definitivo 25S, 25C, 25T, da ordinare a parte pag. 67
Definitive heart 25S, 25C, 25T to be ordered apart page 67

SERRATURE PER PORTE BLINDATE
SAFETY DOOR LOCKS

SERIE *LINE* 251 EASY MASTER

Serratura con cuore Easy Master per serie 25. Cuore a doppia mappa Securmap a 4 mandate, corsa 40 mm, 6 leve. **1 chiave da cantiere che apre più serrature**, 3 chiavi definitive in confezione sigillata da abilitare a cantiere ultimato. Con l'abilitazione delle chiavi definitive la chiave da cantiere è inutilizzabile. Serratura fissaggio laterale, planare. chiusura triplice. Entrata chiave 63 mm. Serratura destra, sinistra, 5 catenacci Ø 18 mm con interasse 28 mm, 3 catenacci con interasse 37 mm. Brevetti contro la manipolazione e chiave protetta.

Security lock with Easy Master heart for line 25. *Double ward Securmap heart with 4 turns, bolts stroke 40 mm, 6 levers.* ***1 site key that opens different locks****, 3 definitive keys in sealed bag to be enabled when site completed. Once definitive keys are enabled, the site key becomes unusable. Lateral or planar lock, 3 locking points. Key entrance 63 mm. Lock right, left. 5 bolts Ø 18 mm with interspace 28 mm, 3 bolts with interspace 37 mm. Anti-manipulation patents and protected key.*

FISSAGGIO PLANARE/LATERALE | ***PLANAR/LATERAL FIXING***

Mano destra (D) *Right hand (D)*	Mano sinistra (S) *Left hand (S)*	Sporgenza pistoni (S) *Projection bolts (S)*	Interasse *Interspace*	*	g
251 0 DCR0328M43	251 0 SCR0328M43	3 mm	28 mm	5	2187
251 0 DCR0628M43	251 0 SCR0628M43	6 mm	28 mm	5	2237
251 0 DCR1328M43	251 0 SCR1328M43	13 mm	28 mm	5	2335
251 0 DCR4328M43	251 0 SCR4328M43	43 mm	28 mm	5	2695
251 0 DCR0337M43	251 0 SCR0337M43	3 mm	37 mm	5	2087
251 0 DCR0637M43	251 0 SCR0637M43	6 mm	37 mm	5	2137
251 0 DCR1337M43	251 0 SCR1337M43	13 mm	37 mm	5	2235
251 0 DCR4337M43	251 0 SCR4337M43	43 mm	37 mm	5	2595

* Per ordinare l'articolo in confezione singola (**+ 1 €**)
*To order the lock in single packaging (**+ 1 €**)*
251 1 DCR0328M43 = **69 €**

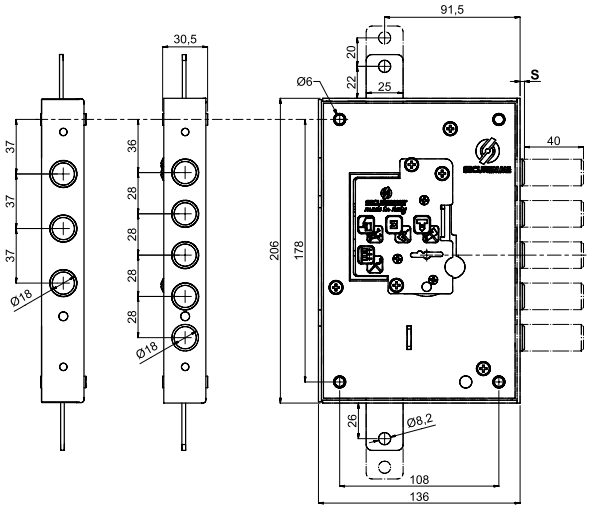

2510DCR0328M43

2510DCR0337M43

CAMBIO EASY MASTER - PER EFFETTUARE IL CAMBIO, DA CANTIERE A DEFINITIVO
EASY MASTER CHANGE - TO MAKE THE CHANGE FROM SITE TO DEFINITIVE HEART

LA CHIAVE NON DEVE ESSERE INSERITA, VERIFICARE CHE IL CODICE SUL SACCHETTO DELLE CHIAVI SIA UGUALE AL CODICE SULLA PORTA.

KEY NOT ENTERED INTO THE LOCK, CHECK THAT THE CODE ON THE KEYS BAG IS YHE SAME OF THE ONE ON THE DOOR.

01 Inserire il tubo estrattore nel foro della placca come in figura e spingere con forza fino allo scatto.

Insert the extracting cable in the hole of the plate like in picture and push with force up to click.

02 Estrarre l'inserto.

Pull out the insert.

03 Coprire i fori con il tappo di plastica contenuto nella confezione. La chiave da cantiere non è più utilizzabile, funziona solo la chiave definitiva.

Cover the holes with the plastic insert in sealed bag. The site key is not active anymore, the definitive key is the only operative.

SERRATURA DESTRA
RIGHT LOCK

LATO INTERNO
INTERNAL SIDE

SERRATURA SINISTRA
LEFT LOCK

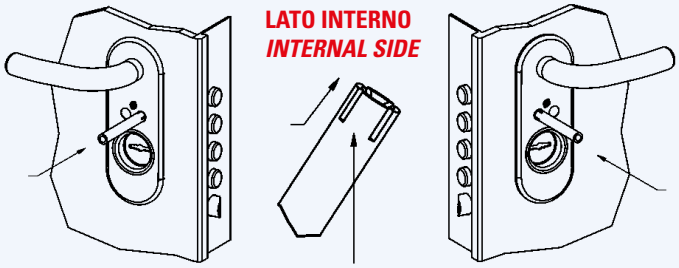

ATTENZIONE: verificare la parte d'inserimento del tubo estrattore
ATTENTION: check the inserting side of extracting cable

01

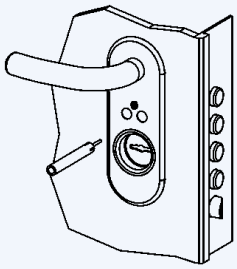

02

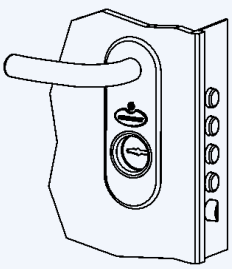

03

Serratura plurisistema doppia mappa più cilindro. Serratura superiore con cuore intercambiabile a doppia mappa Securmap 24 con brevetti che si attivano per contrastare l'utilizzo degli strumenti di manipolazione, 4 mandate corsa 40 mm. Chiave brevettata a duplicazione protetta. 4 catenacci Ø 18 mm con interasse 28 mm oppure 3 catenacci Ø 18 mm con interasse 37 mm. Serratura inferiore a cilindro europeo, 1 catenaccio Ø 18 mm, 2 mandate corsa 20 mm. Fissaggio laterale, planare e infilare. Chiusura triplice. Entrata chiave e maniglia 63 mm. Serratura destra, sinistra, spingere o tirare. Scrocco reversibile Ø 20 mm azionato da chiave e quadro maniglia 8 mm. A serratura chiusa la maniglia non sgancia lo scrocco. A RICHIESTA LA SERRATURA DI SERVIZIO BLOCCA LE ASTE DELLA SERRATURA SUPERIORE (ART. 2536 planare/laterale, 2538 infilare).

Plurisystem double ward lock more cylinder. *Main lock with double ward interchangeable heart Securmap 24 with patented devices that obstruct the use of manipulation tools, 4 turns bolts stroke 40 mm. Patented key with protected duplication. 4 bolts Ø 18 mm with interspace 28 mm or 3 bolts Ø 18 mm with interspace 37mm. Service lock with European cylinder, 1 bolt Ø 18 mm 2 turns bolts stroke 20 mm. Mortice, lateral or planar fixing. 3 locking points. Key and handle entrance 63 mm. Lock right, left, push or pull. Reversible Ø 20 mm latch operated by key and 8 mm handle square. When locked, the handle does not unhook the latch. ON REQUEST THE SERVICE LOCK CAN BLOCK THE RODS OF MAIN LOCK (ART. 2536 planar/lateral, 2538 mortice).*

FISSAGGIO PLANARE/LATERALE | *PLANAR/LATERAL FIXING*

Mano destra (D) o spingere (R) * *Right hand (D) or push (R)*	Mano sinistra (S) o tirare (L) * *Left hand (S) or pull (L)*	Sporgenza pistoni (S) *Projection bolts (S)*	Interasse *Interspace*		N. chiavi *N. keys*	*	g
253 1 D CR0328S46	253 1 S CR0328S46	3 mm	28 mm	40 mm	3+1T	5	2938
253 1 D CR0328S47	253 1 S CR0328S47	3 mm	28 mm	40 mm	5+1T	5	2988
253 1 D CR0328S56	253 1 S CR0328S56	3 mm	28 mm	50 mm	3+1T	5	2958
253 1 D CR0328S57	253 1 S CR0328S57	3 mm	28 mm	50 mm	5+1T	5	3008
253 1 D CR0328S66	253 1 S CR0328S66	3 mm	28 mm	60 mm	3+1T	5	2978
253 1 D CR0328S67	253 1 S CR0328S67	3 mm	28 mm	60 mm	5+1T	5	3028
253 1 D CR0628S46	253 1 S CR0628S46	6 mm	28 mm	40 mm	3+1T	5	2988
253 1 D CR0628S47	253 1 S CR0628S47	6 mm	28 mm	40 mm	5+1T	5	3030
253 1 D CR0628S56	253 1 S CR0628S56	6 mm	28 mm	50 mm	3+1T	5	3008
253 1 D CR0628S57	253 1 S CR0628S57	6 mm	28 mm	50 mm	5+1T	5	3058
253 1 D CR0628S66	253 1 S CR0628S66	6 mm	28 mm	60 mm	3+1T	5	3028
253 1 D CR0628S67	253 1 S CR0628S67	6 mm	28 mm	60 mm	5+1T	5	3078
253 1 D CR1328S46	253 1 S CR1328S46	13 mm	28 mm	40 mm	3+1T	5	3086
253 1 D CR1328S47	253 1 S CR1328S47	13 mm	28 mm	40 mm	5+1T	5	3136
253 1 D CR1328S56	253 1 S CR1328S56	13 mm	28 mm	50 mm	3+1T	5	3106
253 1 D CR1328S57	253 1 S CR1328S57	13 mm	28 mm	50 mm	5+1T	5	3156
253 1 D CR1328S66	253 1 S CR1328S66	13 mm	28 mm	60 mm	3+1T	5	3126
253 1 D CR1328S67	253 1 S CR1328S67	13 mm	28 mm	60 mm	5+1T	5	3176
253 1 D CR4328S46	253 1 S CR4328S46	43 mm	28 mm	40 mm	3+1T	5	3456
253 1 D CR4328S47	253 1 S CR4328S47	43 mm	28 mm	40 mm	5+1T	5	3508
253 1 D CR4328S56	253 1 S CR4328S56	43 mm	28 mm	50 mm	3+1T	5	3476
253 1 D CR4328S57	253 1 S CR4328S57	43 mm	28 mm	50 mm	5+1T	5	3526
253 1 D CR4328S66	253 1 S CR4328S66	43 mm	28 mm	60 mm	3+1T	5	3496
253 1 D CR4328S67	253 1 S CR4328S67	43 mm	28 mm	60 mm	5+1T	5	3546
253 1 D CR0337S46	253 1 S CR0337S46	3 mm	37 mm	40 mm	3+1T	5	2838
253 1 D CR0337S47	253 1 S CR0337S47	3 mm	37 mm	40 mm	5+1T	5	2888
253 1 D CR0337S56	253 1 S CR0337S56	3 mm	37 mm	50 mm	3+1T	5	2858
253 1 D CR0337S57	253 1 S CR0337S57	3 mm	37 mm	50 mm	5+1T	5	2908
253 1 D CR0337S66	253 1 S CR0337S66	3 mm	37 mm	60 mm	3+1T	5	2878
253 1 D CR0337S67	253 1 S CR0337S67	3 mm	37 mm	60 mm	5+1T	5	2928
253 1 D CR0637S46	253 1 S CR0637S46	6 mm	37 mm	40 mm	3+1T	5	2888
253 1 D CR0637S47	253 1 S CR0637S47	6 mm	37 mm	40 mm	5+1T	5	2938
253 1 D CR0637S56	253 1 S CR0637S56	6 mm	37 mm	50 mm	3+1T	5	2908
253 1 D CR0637S57	253 1 S CR0637S57	6 mm	37 mm	50 mm	5+1T	5	2958
253 1 D CR0637S66	253 1 S CR0637S66	6 mm	37 mm	60 mm	3+1T	5	2928
253 1 D CR0637S67	253 1 S CR0637S67	6 mm	37 mm	60 mm	5+1T	5	2978
253 1 D CR1337S46	253 1 S CR1337S46	13 mm	37 mm	40 mm	3+1T	5	2986
253 1 D CR1337S47	253 1 S CR1337S47	13 mm	37 mm	40 mm	5+1T	5	3036
253 1 D CR1337S56	253 1 S CR1337S56	13 mm	37 mm	50 mm	3+1T	5	3006
253 1 D CR1337S57	253 1 S CR1337S57	13 mm	37 mm	50 mm	5+1T	5	3056
253 1 D CR1337S66	253 1 S CR1337S66	13 mm	37 mm	60 mm	3+1T	5	3026
253 1 D CR1337S67	253 1 S CR1337S67	13 mm	37 mm	60 mm	5+1T	5	3076
253 1 D CR4337S46	253 1 S CR4337S46	43 mm	37 mm	40 mm	3+1T	5	3356
253 1 D CR4337S47	253 1 S CR4337S47	43 mm	37 mm	40 mm	5+1T	5	3408
253 1 D CR4337S56	253 1 S CR4337S56	43 mm	37 mm	50 mm	3+1T	5	3476
253 1 D CR4337S57	253 1 S CR4337S57	43 mm	37 mm	50 mm	5+1T	5	3436
253 1 D CR4337S66	253 1 S CR4337S66	43 mm	37 mm	60 mm	3+1T	5	3496
253 1 D CR4337S67	253 1 S CR4337S67	43 mm	37 mm	60 mm	5+1T	5	3446

* Per ordinare l'articolo con mano R/L
To order the R/L lock
2531 R CR0328S46

* Per ordinare l'articolo in confezione industriale (**- 1 €**)
*To order the lock in industrial packaging (**- 1 €**)*
253 0 DCR0328S46 = 88 €

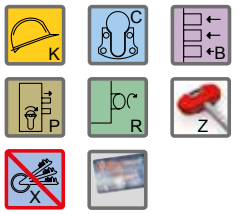

SECURMAP 24

A richiesta versione con blocco aste (**+ 1 €**)
*On request block rods model (**+ 1 €**)*
253 6 DCR0328S46 = **90 €**
253 5 DCR0328S46 = **89 €**

UNI ENV 12209:2005 TESTED CLASS 1

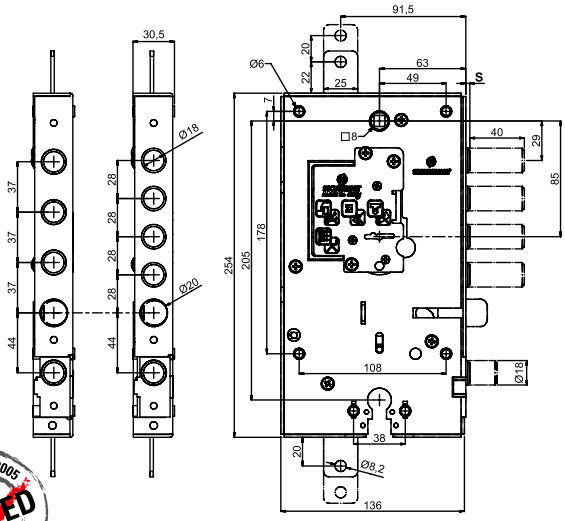

2531DCR0328S46

2531DCR0337S46

FISSAGGIO AD INFILARE I *MORTICE FIXING*

Mano destra (D) o spingere (R) * *Right hand (D) or push (R)*	Mano sinistra (S) o tirare (L) * *Left hand (S) or pull (L)*	Sporgenza pistoni (S) *Projection bolts (S)*	Interasse *Interspace*		N. chiavi *N. keys*	*	g
253 3 D CR0328S46	253 3 S CR0328S46	-	28 mm	40 mm	3+1T	5	3443
253 3 D CR0328S47	253 3 S CR0328S47	-	28 mm	40 mm	5+1T	5	3493
253 3 D CR0328S56	253 3 S CR0328S56	-	28 mm	50 mm	3+1T	5	3463
253 3 D CR0328S57	253 3 S CR0328S57	-	28 mm	50 mm	5+1T	5	3513
253 3 D CR0328S66	253 3 S CR0328S66	-	28 mm	60 mm	3+1T	5	3483
253 3 D CR0328S67	253 3 S CR0328S67	-	28 mm	60 mm	5+1T	5	3533
253 3 D CR0337S46	253 3 S CR0337S46	-	37 mm	40 mm	3+1T	5	3343
253 3 D CR0337S47	253 3 S CR0337S47	-	37 mm	40 mm	5+1T	5	3393
253 3 D CR0337S56	253 3 S CR0337S56	-	37 mm	50 mm	3+1T	5	3363
253 3 D CR0337S57	253 3 S CR0337S57	-	37 mm	50 mm	5+1T	5	3413
253 3 D CR0337S66	253 3 S CR0337S66	-	37 mm	60 mm	3+1T	5	3383
253 3 D CR0337S67	253 3 S CR0337S67	-	37 mm	60 mm	5+1T	5	3433

* Per ordinare l'articolo con mano R/L
To order the R/L lock
2533 R CR0328S46

* Confezione singola di serie
Single packing as standard supply

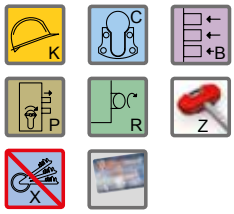

SECURMAP 24

A richiesta versione
con blocco aste (**+ 1 €**)
*On request block rods model (**+ 1 €**)*
253 8 DCR0328S46 = 93 €

FRONTALE INOX
INOX FRONTAL

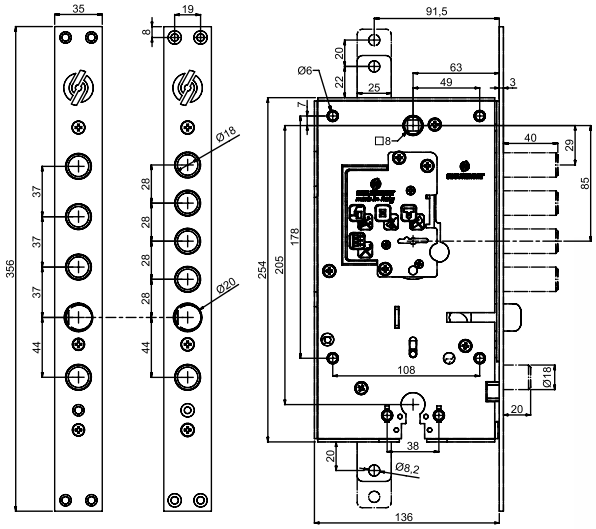

2533DCR0328S46

2533DCR0337S46

Serratura per doppio cilindro europeo. Serratura superiore con cuore intercambiabile a cilindro 4 mandate corsa 40 mm. 4 catenacci Ø 18 mm con interasse 28 mm oppure 3 catenacci Ø 18 mm con interasse 37 mm. Serratura inferiore a cilindro europeo, 1 catenaccio Ø 18 mm, 2 mandate corsa 20 mm. Fissaggio laterale, planare e infilare. Chiusura triplice. Entrata chiave e maniglia 63 mm. Serratura destra, sinistra, spingere o tirare. Scrocco reversibile Ø 20 mm azionato da chiave e quadro maniglia 8 mm. A serratura chiusa la maniglia non sgancia lo scrocco. A RICHIESTA LA SERRATURA DI SERVIZIO BLOCCA LE ASTE DELLA SERRATURA SUPERIORE (ART. 2536 planare/laterale, 2538 infilare).

Double European cylinder lock. *Main lock with cylinder interchangeable heart 4 turns bolts stroke 40 mm. 4 bolts Ø 18 mm with interspace 28 mm or 3 bolts Ø 18 mm with interspace 37mm. Service lock with European cylinder, 1 bolt Ø 18 mm 2 turns bolts stroke 20 mm. Mortice, lateral or planar fixing. 3 locking points. Key and handle entrance 63 mm. Lock right, left, push or pull. Reversible Ø 20 mm latch operated by key and 8 mm handle square. When locked, the handle does not unhook the latch. ON REQUEST THE SERVICE LOCK CAN BLOCK THE RODS OF MAIN LOCK (ART. 2536 planar/lateral, 2538 mortice).*

FISSAGGIO PLANARE/LATERALE I *PLANAR/LATERAL FIXING*

Mano destra (D) o spingere (R) * *Right hand (D) or push (R)*	Mano sinistra (S) o tirare (L) * *Left hand (S) or pull (L)*	Sporgenza pistoni (S) *Projection bolts (S)*	Interasse *Interspace*	*	g
253 1 D CR0328CXX	253 1 S CR0328CXX	3 mm	28 mm	5	2743
253 1 D CR0628CXX	253 1 S CR0628CXX	6 mm	28 mm	5	2793
253 1 D CR1328CXX	253 1 S CR1328CXX	13 mm	28 mm	5	2891
253 1 D CR4328CXX	253 1 S CR4328CXX	43 mm	28 mm	5	3261
253 1 D CR0337CXX	253 1 S CR0337CXX	3 mm	37 mm	5	2643
253 1 D CR0637CXX	253 1 S CR0637CXX	6 mm	37 mm	5	2693
253 1 D CR1337CXX	253 1 S CR1337CXX	13 mm	37 mm	5	2791
253 1 D CR4337CXX	253 1 S CR4337CXX	43 mm	37 mm	5	3161

* Per ordinare l'articolo con mano R/L
To order the R/L lock
2531 R CR0328CXX

* Per ordinare l'articolo in confezione industriale (**- 1 €**)
*To order the lock in industrial packaging (**- 1 €**)*
253 0 DCR0328CXX = **78 €**

P R C

5 A richiesta versione con blocco aste (**+ 1 €**)
*On request block rods model (**+ 1 €**)*
253 6 DCR0328CXX = **80 €**
253 5 DCR0328CXX = **79 €**

UNI ENV 12209:2005 TESTED CLASS 7

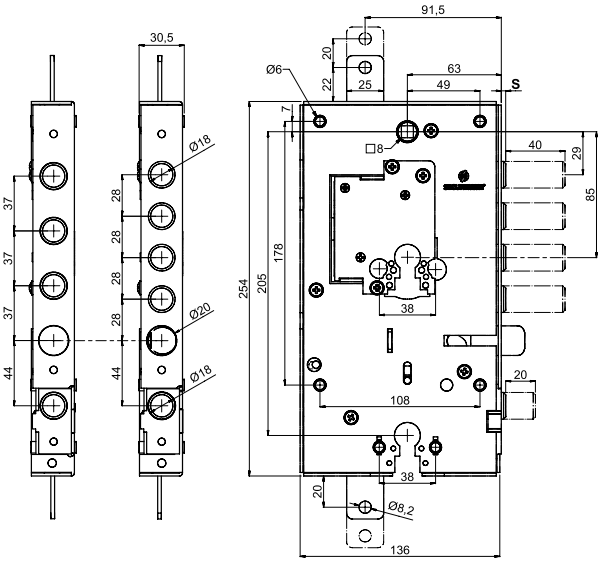

2531DCR0328CXX

2531DCR0337CXX

FISSAGGIO AD INFILARE I *MORTICE FIXING*

Mano destra (D) o spingere (R) * *Right hand (D) or push (R)*	Mano sinistra (S) o tirare (L) * *Left hand (S) or pull (L)*	Sporgenza pistoni (S) *Projection bolts (S)*	Interasse *Interspace*	*	g
253 3 D CR0328CXX	253 3 S CR0328CXX	-	28 mm	5	3248
253 3 D CR0337CXX	253 3 S CR0337CXX	-	37 mm	5	3148

* Confezione singola di serie
Single packing as standard supply

P R C

5 A richiesta versione con blocco aste (**+ 1 €**)
*On request block rods model (**+ 1 €**)*
253 8 DCR0328CXX = **83 €**

UNI ENV 12209:2005 TESTED CLASS 7

FRONTALE INOX
INOX FRONTAL

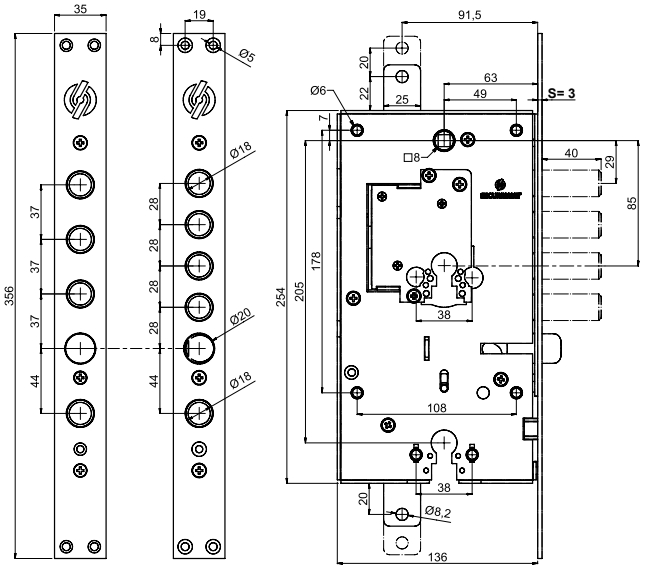

2533DCR0328CXX

2533DCR0337CXX

Serratura per doppio cilindro europeo. Serratura superiore con cuore intercambiabile a cilindro Securtina, 4 mandate corsa 40 mm. 4 catenacci Ø 18 mm con interasse 28 mm oppure 3 catenacci Ø 18 mm con interasse 37 mm. In caso di estrazione forzata o rottura del cilindro si attiva il blocco Securtina impedendo ai malintenzionati l'apertura della serratura. Serratura inferiore a cilindro europeo, 1 catenaccio Ø 18 mm 2 mandate corsa 20 mm. Fissaggio laterale, planare e infilare. Chiusura triplice. Entrata chiave e maniglia 63 mm. Serratura destra, sinistra, spingere o tirare. Scrocco reversibile Ø 20 mm azionato da chiave e quadro maniglia 8 mm. A serratura chiusa la maniglia non sgancia lo scrocco. A RICHIESTA LA SERRATURA DI SERVIZIO BLOCCA LE ASTE DELLA SERRATURA SUPERIORE (ART. 2536 planare/laterale, 2538 infilare).

***Double European cylinder lock. Main lock with interchangeable Securtina cylinder heart**, 4 turns bolts stroke 40 mm. 4 bolts Ø 18 mm with interspace 28 mm or 3 bolts Ø 18 mm with interspace 37 mm.The device Securtina is activated in case of forced extraction or break of the cylinder thus preventing thieves from opening the lock. Service lock with European cylinder, 1 bolt Ø 18 mm 2 turns bolts stroke 20 mm. Mortice, lateral or planar fixing. 3 locking points. Key and handle entrance 63 mm. Lock right, left, push or pull. Reversible Ø 20 mm latch operated by key and 8 mm handle square. When locked, the handle does not unhook the latch. ON REQUEST THE SERVICE LOCK CAN BLOCK THE RODS OF MAIN LOCK (ART. 2536 planar/lateral, 2538 mortice).*

FISSAGGIO PLANARE/LATERALE I *PLANAR/LATERAL FIXING*

Mano destra (D) o spingere (R) * *Right hand (D) or push (R)*	Mano sinistra (S) o tirare (L) * *Left hand (S) or pull (L)*	Sporgenza pistoni (S) *Projection bolts (S)*	Interasse *Interspace*	*	g
253 1 D CR0328TXX	253 1 S CR0328TXX	3 mm	28 mm	5	2793
253 1 D CR0628TXX	253 1 S CR0628TXX	6 mm	28 mm	5	2843
253 1 D CR1328TXX	253 1 S CR1328TXX	13 mm	28 mm	5	2941
253 1 D CR4328TXX	253 1 S CR4328TXX	43 mm	28 mm	5	3311
253 1 D CR0337TXX	253 1 S CR0337TXX	3 mm	37 mm	5	2693
253 1 D CR0637TXX	253 1 S CR0637TXX	6 mm	37 mm	5	2743
253 1 D CR1337TXX	253 1 S CR1337TXX	13 mm	37 mm	5	2841
253 1 D CR4337TXX	253 1 S CR4337TXX	43 mm	37 mm	5	3211

* Per ordinare l'articolo con mano R/L
To order the R/L lock
2531 R CR0328TXX

* Per ordinare l'articolo in confezione industriale (**- 1 €**)
*To order the lock in industrial packaging (**- 1 €**)*
253 0 DCR0328TXX = **83 €**

A richiesta versione con blocco aste (**+ 1 €**)
*On request block rods model (**+ 1 €**)*
253 6 DCR0328TXX = **85 €**
253 5 DCR0328TXX = **84 €**

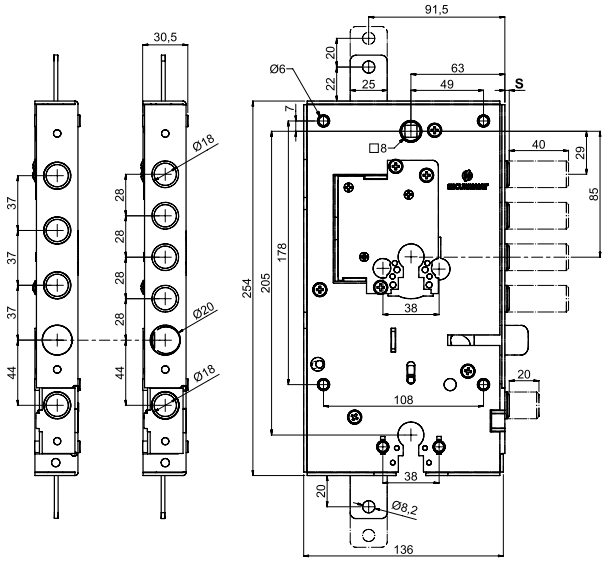

2531DCR0328TXX

2531DCR0337TXX

FISSAGGIO AD INFILARE I *MORTICE FIXING*

Mano destra (D) o spingere (R) * *Right hand (D) or push (R)*	Mano sinistra (S) o tirare (L) * *Left hand (S) or pull (L)*	Sporgenza pistoni (S) *Projection bolts (S)*	Interasse *Interspace*	*	g
253 3 D CR0328TXX	253 3 S CR0328TXX	-	28 mm	5	3298
253 3 D CR0337TXX	253 3 S CR0337TXX	-	37 mm	5	3198

* Confezione singola di serie
Single packing as standard supply

A richiesta versione con blocco aste (**+ 1 €**)
*On request block rods model (**+ 1 €**)*
253 8 DCR0328TXX = **88 €**

FRONTALE INOX
INOX FRONTAL

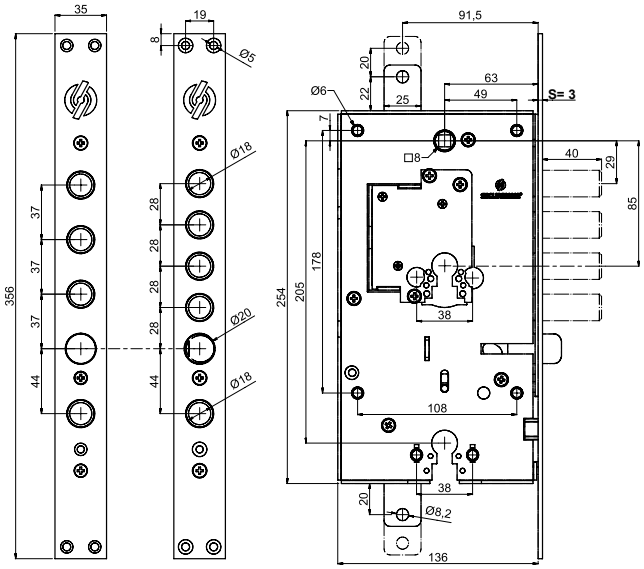

2533DCR0328TXX

2533DCR0337TXX

Serratura plurisistema nuda (senza cuore sulla serratura superiore) più cilindro. Serratura superiore predisposta per cuore a doppia mappa o cilindro europeo. 4 catenacci Ø 18 mm con interasse 28 mm oppure 3 catenacci Ø 18 mm con interasse 37 mm. Serratura inferiore a cilindro europeo, 2 mandate corsa 20 mm. 1 catenaccio Ø 18 mm. Fissaggio laterale, planare e infilare. Chiusura triplice. Entrata chiave e maniglia 63 mm. Serratura destra, sinistra, spingere o tirare. Scrocco reversibile Ø 20 mm azionato da chiave e quadro maniglia 8 mm. A serratura chiusa la maniglia non sgancia lo scrocco. A RICHIESTA LA SERRATURA DI SERVIZIO BLOCCA LE ASTE DELLA SERRATURA SUPERIORE (ART. 2536 planare/laterale, 2538 infilare).

Plurisystem naked lock (no heart installed in main lock) and service cylinder. *Main lock arranged for double ward or cylinder heart . 4 bolts Ø 18 mm with interspace 28 mm or 3 bolts Ø 18 mm with interspace 37 mm. Service lock with European cylinder, 1 bolt Ø 18 mm 2 turns bolts stroke 20 mm. Mortice, lateral or planar fixing. 3 locking points. Key and handle entrance 63 mm. Lock right, left, push or pull. Reversible Ø 20 mm latch operated by key and 8 mm handle square. When locked, the handle does not unhook the latch. ON REQUEST THE SERVICE LOCK CAN BLOCK THE RODS OF MAIN LOCK (ART. 2536 planar/lateral, 2538 mortice).*

FISSAGGIO PLANARE/LATERALE I *PLANAR/LATERAL FIXING*

Mano destra (D) o spingere (R) * *Right hand (D) or push (R)*	Mano sinistra (S) o tirare (L) * *Left hand (S) or pull (L)*	Sporgenza pistoni (S) *Projection bolts (S)*	Interasse *Interspace*	*	g
253 1 D CR0328	253 1 S CR0328	3 mm	28 mm	5	2443
253 1 D CR0628	253 1 S CR0628	6 mm	28 mm	5	2493
253 1 D CR1328	253 1 S CR1328	13 mm	28 mm	5	2591
253 1 D CR4328	253 1 S CR4328	43 mm	28 mm	5	2961
253 1 D CR0337	253 1 S CR0337	3 mm	37 mm	5	2343
253 1 D CR0637	253 1 S CR0637	6 mm	37 mm	5	2393
253 1 D CR1337	253 1 S CR1337	13 mm	37 mm	5	2491
253 1 D CR4337	253 1 S CR4337	43 mm	37 mm	5	2861

* Per ordinare l'articolo con mano R/L
To order the R/L lock
2531 R CR0328

* Per ordinare l'articolo in confezione industriale (**- 1 €**)
*To order the lock in industrial packaging (**- 1 €**)*
253 0 DCR0328 = **54 €**

A richiesta versione con blocco aste (**+ 1 €**)
*On request block rods model (**+ 1 €**)*
253 6 DCR0328 = **56 €**
253 5 DCR0328 = **55 €**

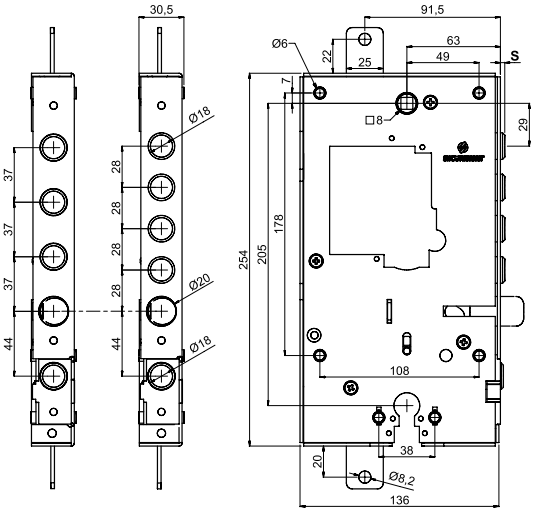

2531DCR0328

2531DCR0337

FISSAGGIO AD INFILARE I *MORTICE FIXING*

Mano destra (D) o spingere (R) * *Right hand (D) or push (R)*	Mano sinistra (S) o tirare (L) * *Left hand (S) or pull (L)*	Sporgenza pistoni (S) *Projection bolts (S)*	Interasse *Interspace*	*	g
253 3 D CR0328	253 3 S CR0328	-	28 mm	5	2948
253 3 D CR0337	253 3 S CR0337	-	37 mm	5	2848

* Per ordinare l'articolo con mano R/L
To order the R/L lock
2533 R CR0328

* Confezione singola di serie
Single packing as standard supply

A richiesta versione
con blocco aste (**+ 1 €**)
*On request block rods model (**+ 1 €**)*
253 8 DCR0328 = **59 €**

FRONTALE INOX
INOX FRONTAL

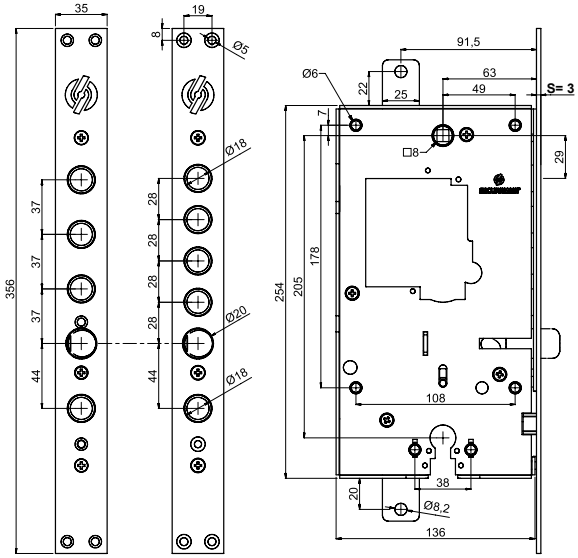

2533DCR0328


2533DCR0337

Cuore definitivo 25S, 25C, 25T, da ordinare a parte pag. 75
Definitive heart 25S, 25C, 25T to be ordered apart page 75

Cuore *Heart*	Mano destra *Right hand*	Mano sinistra *Left hand*	N. chiavi *N. keys*		g
25K CANTIERE	**25KX D ZBXXXXKK1**	**25KX S ZBXXXXKK1**	1	30	276

Cuore a doppia mappa a 4 mandate, corsa 40 mm, destro o sinistro con 1 chiave da cantiere KA unificata. Permette all'installatore di utilizzare 1 chiave per tutte le porte. **A cantiere ultimato sostituire con un cuore definitivo.**

Universal double ward heart with 4 turns, bolts stroke 40 mm, right or left hand with 1 universal site key KA. This heart allows the use of the same key for all locks in site. Then when workings are over, ***the site heart will be replaced with definitive heart.***

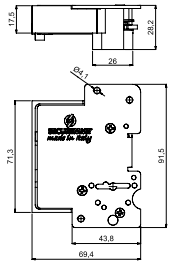

25M EASY MASTER	**25MX D ZBXXXXM43**	**25MX S ZBXXXXM43**	1 + 3	20	437

Cuore EASY MASTER a doppia mappa, 4 mandate, corsa 40 mm, 6 leve, chiave gialla da cantiere che apre fino a un massimo di 5000 serrature, 3 chiavi definitive in confezione sigillata da abilitare a cantiere ultimato. Con l'abilitazione delle chiavi definitive la chiave da cantiere è inutilizzabile.

Double ward heart EASY MASTER, 4 turns, bolts stroke 40 mm, 6 levers, site yellow key that can open up to 5000 locks, 3 definitive keys in sealed bag to activate when workings are over. The site key is not operative anymore after the activation of the definitive keys.

SECURMAP 24

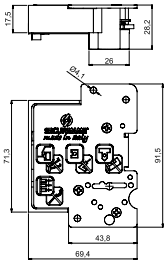

25S SECURMAP 24	**25SX D ZBXXXXXS46**	**25SX S ZBXXXXXS46**	3 + 1	20	505	*
	25SX D ZBXXXXXS47	**25SX S ZBXXXXXS47**	5 + 1	20	558	
	25SX D ZBXXXXXS56	**25SX S ZBXXXXXS56**	3 + 1	20	513	
	25SX D ZBXXXXXS57	**25SX S ZBXXXXXS57**	5 + 1	20	567	
	25SX D ZBXXXXXS66	**25SX S ZBXXXXXS66**	3 + 1	20	515	
	25SX D ZBXXXXXS67	**25SX S ZBXXXXXS67**	5 + 1	20	573	

Cuore definitivo a doppia mappa con brevetti contro la manipolazione e chiave protetta. 4 mandate corsa 40 mm, 6 leve.

Definitive double ward heart with patents against manipulation and protected key. 4 turns, bolts stroke 40 mm, 6 levers.

SECURMAP 24

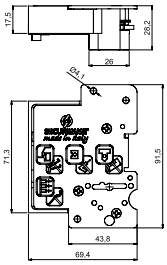

25C CILINDRO	**25CX D ZB**	**25CX S ZB**	-	20	358

Cuore a cilindro europeo, 4 mandate, corsa 40 mm.

European cylinder heart, 4 turns, bolts stroke 40 mm.

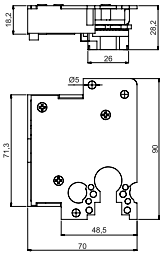

25T CILINDRO SECURTINA	**25TX D ZB**	**25TX S ZB**	-	20	404

Cuore a cilindro europeo Securtina. 4 mandate, corsa 40 mm. Blocco del cilindro in caso di estrazione forzata.

European cylinder heart Securtina. 4 turns, bolts stroke 40 mm. Cylinder blocking in case of forced extraction.

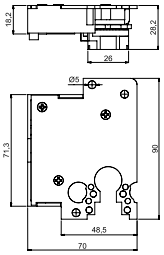

* **Extra sconto 10 euro per acquisto in abbinamento a serratura nuda**
* ***Extra discount of 10 Euro for purchase in combination to naked lock***

Serratura plurisistema doppia mappa più cilindro. Serratura superiore con cuore intercambiabile da cantiere. 4 mandate corsa 40 mm. 4 catenacci Ø 18 mm con interasse 28 mm oppure 3 catenacci Ø 18 mm con interasse 37 mm. 2 leve, 1 chiave da cantiere ka unificata. A cantiere ultimato sostituire questo cuore con uno definitivo. Serratura inferiore a cilindro europeo o Yale, 1 catenaccio Ø 18 mm 2 mandate corsa 20 mm. Fissaggio laterale, planare e infilare. Chiusura triplice. Entrata chiave e maniglia 63 mm. Serratura destra, sinistra, spingere o tirare. Scrocco reversibile Ø 20 mm azionato da chiave e quadro maniglia 8 mm. A serratura chiusa la maniglia non sgancia lo scrocco. A RICHIESTA LA SERRATURA DI SERVIZIO BLOCCA LE ASTE DELLA SERRATURA SUPERIORE (ART. 2535 planare/laterale, 2538 infilare).

Plurisystem double ward lock and service cylinder. Main lock with site interchangeable heart. *4 turns bolts stroke 40 mm. 4 bolts Ø 18 mm with interspace 28 mm or 3 bolts Ø 18 mm with interspace 37mm. 2 levers, 1 universal ka site key. Replace this heart with a definitive one, once the site is completed.Service lock with European or Yale cylinder, 1 bolt Ø 18 mm 2 turns bolts stroke 20 mm. Mortice, lateral or planar fixing. 3 locking points. Key and handle entrance 63 mm. Lock right, left, push or pull. Reversible Ø 20 mm latch operated by key and 8 mm handle square. When locked, the handle does not unhook the latch. ON REQUEST THE SERVICE LOCK CAN BLOCK THE RODS OF MAIN LOCK (ART. 2535 planar/lateral, 2538 mortice).*

FISSAGGIO PLANARE/LATERALE | *PLANAR/LATERAL FIXING*

Mano destra (D) o spingere (R) * *Right hand (D) or push (R)*	Mano sinistra (S) o tirare (L) * *Left hand (S) or pull (L)*	Sporgenza pistoni (S) *Projection bolts (S)*	Interasse *Interspace*	*	g
253 0 D CR0328KK1	253 0 S CR0328KK1	3 mm	28 mm	5	2739
253 0 D CR0628KK1	253 0 S CR0628KK1	6 mm	28 mm	5	2789
253 0 D CR1328KK1	253 0 S CR1328KK1	13 mm	28 mm	5	2887
253 0 D CR4328KK1	253 0 S CR4328KK1	43 mm	28 mm	5	3257
253 0 D CR0337KK1	253 0 S CR0337KK1	3 mm	37 mm	5	2639
253 0 D CR0637KK1	253 0 S CR0637KK1	6 mm	37 mm	5	2689
253 0 D CR1337KK1	253 0 S CR1337KK1	13 mm	37 mm	5	2787
253 0 D CRS337KK1	253 0 S CRS337KK1	43 mm	37 mm	5	3157

* Per ordinare l'articolo con mano R/L
To order the R/L lock
2530 R CR0328KK1

* Per ordinare l'articolo in confezione singola (**+ 1 €**)
*To order the lock in single packaging (**+ 1 €**)*
253 1 DCR0328KK1 = **61,50 €**

D K P R C

UNI ENV 12209:2005 TESTED CLASS 1

5 A richiesta versione con blocco aste (**+ 1 €**)
*On request block rods model (**+ 1 €**)*
253 6 DCR0328KK1 = **62,50 €**
253 5 DCR0328KK1 = **61,50 €**

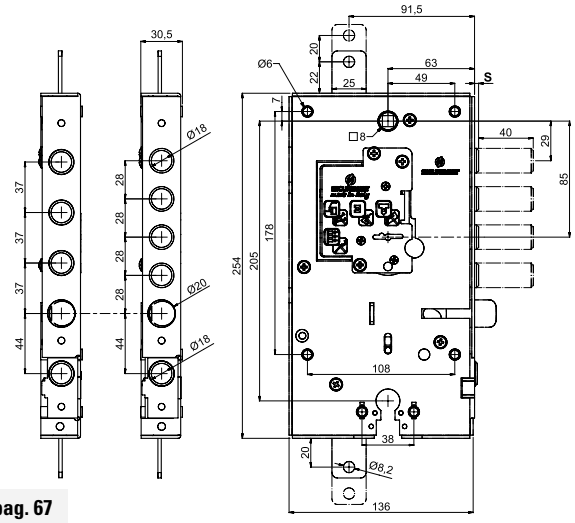

2530DCR0328KK1

2530DCR0337KK1

Cuore definitivo 25S, 25C, 25T, da ordinare a parte pag. 67
Definitive heart 25S, 25C, 25T to be ordered apart page 67

FISSAGGIO AD INFILARE | *MORTICE FIXING*

Mano destra (D) o spingere (R) * *Right hand (D) or push (R)*	Mano sinistra (S) o tirare (L) * *Left hand (S) or pull (L)*	Sporgenza pistoni (S) *Projection bolts (S)*	Interasse *Interspace*	*	g
253 3 D CR0328KK1	253 3 S CR0328KK1	-	28 mm	5	3244
253 3 D CR0337KK1	253 3 S CR0337KK1	-	37 mm	5	3144

* Confezione singola di serie
Single packing as standard supply

D K P R C

5 A richiesta versione con blocco aste (**+ 1 €**)
*On request block rods model (**+ 1 €**)*
253 8 DCR0328KK1 = **65,50 €**

UNI ENV 12209:2005 TESTED CLASS 1

FRONTALE INOX
INOX FRONTAL

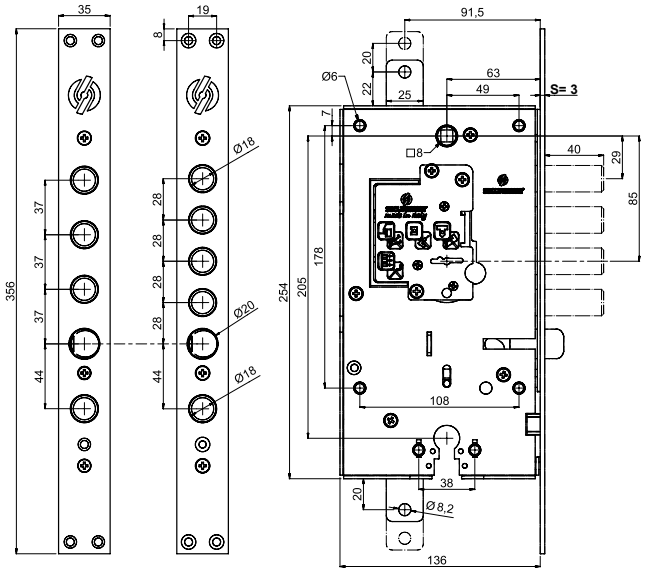

2533DCR0328KK1

2533DCR0337KK1

Cuore definitivo 25S, 25C, 25T, da ordinare a parte pag. 67
Definitive heart 25S, 25C, 25T to be ordered apart page 67

SERRATURE PER PORTE BLINDATE
SAFETY DOOR LOCKS

SERIE *LINE* 253 EASY MASTER

Serratura plurisistema doppia mappa più cilindro. Serratura superiore con cuore intercambiabile a doppia mappa Easy Master, 4 mandate corsa 40 mm. 4 catenacci Ø 18 mm con interasse 28 mm oppure 3 catenacci Ø 18 mm con interasse 37 mm. 6 leve, **1 chiave da cantiere KA unificata che apre più serrature** e 3 chiavi definitive in confezione sigillata da abilitare a cantiere ultimato. Con l'abilitazione delle chiavi definitive, la chiave da cantiere è inutilizzabile. Serratura inferiore a cilindro europeo o Yale, 1 catenaccio Ø 18 mm 2 mandate corsa 20 mm. Fissaggio laterale, planare. Chiusura triplice. Entrata chiave e maniglia 63 mm. Serratura destra, sinistra, spingere o tirare. Scrocco reversibile Ø 20 mm azionato da chiave e quadro maniglia 8 mm. A serratura chiusa la maniglia non sgancia lo scrocco. A RICHIESTA LA SERRATURA DI SERVIZIO BLOCCA LE ASTE DELLA SERRATURA SUPERIORE (ART. 2535). Brevetti contro la manipolazione e chiave protetta.

***Plurisystem double ward lock and service cylinder. Main lock with double ward interchangeable heart easy Master**, 4 turns bolts stroke 40 mm. 4 bolts Ø 18 mm with interspace 28 mm or 3 bolts Ø 18 mm with interspace 37mm. 6 levers, **1 universal ka site key that can open more locks** and 3 definitive keys in sealed bag to be enabled once site is completed. By enabling the definitive keys, the site becomes unusable. Service lock with European or Yale cylinder, 1 bolt Ø 18 mm 2 turns bolts stroke 20 mm. Lateral or planar fixing. 3 locking points. Key and handle entrance 63 mm. Lock right, left, push or pull. Reversible Ø 20 mm latch operated by key and 8 mm handle square. When locked, the handle does not unhook the latch. ON REQUEST THE SERVICE LOCK CAN BLOCK THE RODS OF MAIN LOCK (ART. 2535). Anti-manipulation patents and protected key.*

FISSAGGIO PLANARE/LATERALE | ***PLANAR/LATERAL FIXING***

Mano destra (D) o spingere (R) * *Right hand (D) or push (R)*	Mano sinistra (S) o tirare (L) * *Left hand (S) or pull (L)*	Sporgenza pistoni (S) *Projection bolts (S)*	Interasse *Interspace*	*	g
253 0 D CR0328M43	253 0 S CR0328M43	3 mm	28 mm	5	2880
253 0 D CR0628M43	253 0 S CR0628M43	6 mm	28 mm	5	2930
253 0 D CR1328M43	253 0 S CR1328M43	13 mm	28 mm	5	3029
253 0 D CR4328M43	253 0 S CR4328M43	43 mm	28 mm	5	3398
253 0 D CR0337M43	253 0 S CR0337M43	3 mm	37 mm	5	2780
253 0 D CR0637M43	253 0 S CR0637M43	6 mm	37 mm	5	2830
253 0 D CR1337M43	253 0 S CR1337M43	13 mm	37 mm	5	2928
253 0 D CR4337M43	253 0 S CR4337M43	43 mm	37 mm	5	3298

* Per ordinare l'articolo con mano R/L
To order the R/L lock
2530 R CR0328M43

* Per ordinare l'articolo in confezione singola (**+ 1 €**)
*To order the lock in single packaging (**+ 1 €**)*
253 1 DCR0328M43 = **92 €**

A richiesta versione con blocco aste (**+ 1 €**)
*On request block rods model (**+ 1 €**)*
253 6 DCR0328M43 = **93 €**
253 5 DCR0328M43 = **92 €**

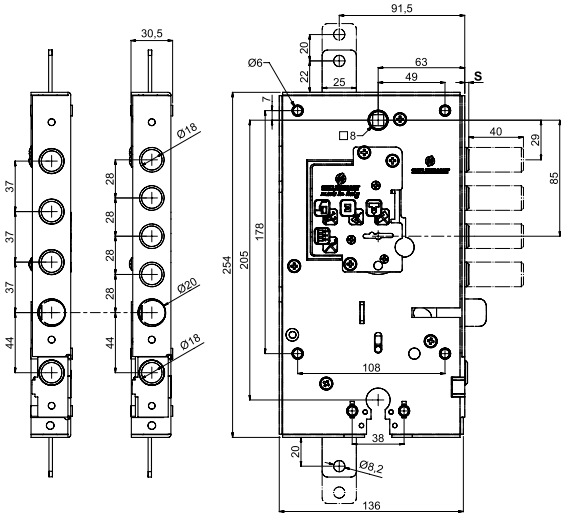

2530DCR0328M43

2530DCR0337M43

SECURMAP 24

CAMBIO EASY MASTER - PER EFFETTUARE IL CAMBIO, DA CANTIERE A DEFINITIVO
EASY MASTER CHANGE - TO MAKE THE CHANGE FROM SITE TO DEFINITIVE HEART

LA CHIAVE NON DEVE ESSERE INSERITA, VERIFICARE CHE IL CODICE SUL SACCHETTO DELLE CHIAVI SIA UGUALE AL CODICE SULLA PORTA.

KEY NOT ENTERED INTO THE LOCK, CHECK THAT THE CODE ON THE KEYS BAG IS YHE SAME OF THE ONE ON THE DOOR.

01 Inserire il tubo estrattore nel foro della placca come in figura e spingere con forza fino allo scatto.

Insert the extracting cable in the hole of the plate like in picture and push with force up to click.

02 Estrarre l'inserto.

Pull out the insert.

03 Coprire i fori con il tappo di plastica contenuto nella confezione. La chiave da cantiere non è più utilizzabile, funziona solo la chiave definitiva.

Cover the holes with the plastic insert in sealed bag. The site key is not active anymore, the definitive key is the only operative.

SERRATURA DESTRA
RIGHT LOCK

LATO INTERNO
INTERNAL SIDE

SERRATURA SINISTRA
LEFT LOCK

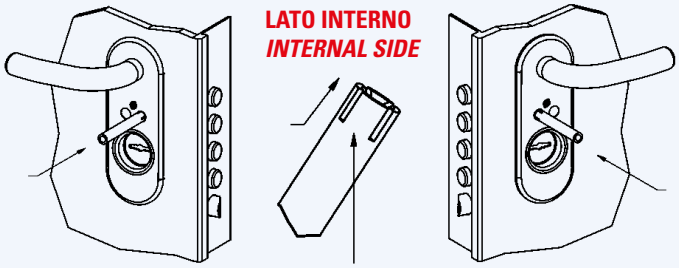

ATTENZIONE: verificare la parte d'inserimento del tubo estrattore
ATTENTION: check the inserting side of extracting cable

01

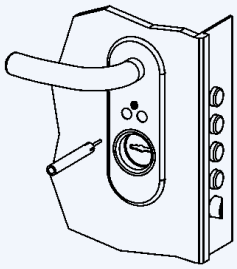

02

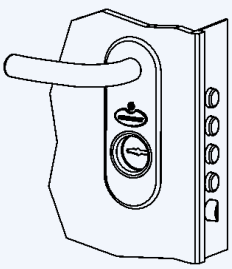

03

SERRATURE PER PORTE BLINDATE
SAFETY DOOR LOCKS

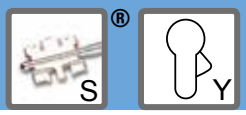

SERIE *LINE* 254 SECURMAP 24

Serratura multifunzione doppia mappa più cilindro con limitatore. Serratura superiore con cuore intercambiabile a doppia mappa Securmap 24 con brevetti che si attivano per contrastare l'utilizzo degli strumenti di manipolazione, 4 mandate corsa 40 mm. Chiave brevettata a duplicazione protetta. 4 catenacci Ø 18 mm con interasse 28 mm oppure 3 catenacci Ø 18 mm con interasse 37 mm. Serratura inferiore a cilindro europeo, 1 catenaccio Ø 18 mm 2 mandate corsa 20 mm. che aziona sulla prima mandata il limitatore di apertura regolabile. Fissaggio laterale, planare e infilare. Chiusura triplice. Entrata chiave e maniglia 63 mm. Serratura destra, sinistra, spingere o tirare. Scrocco reversibile Ø 20 mm azionato da chiave e quadro maniglia 8 mm. A serratura chiusa la maniglia non sgancia lo scrocco. A RICHIESTA LA SERRATURA DI SERVIZIO BLOCCA LE ASTE DELLA SERRATURA SUPERIORE (ART. 2546 planare/laterale, 2548 infilare).

Multifunctional lock double ward and service cylinder with limiting device. Main lock with double ward interchangeable heart Securmap 24 *with patented devices that obstruct the use of manipulation tools, 4 turns bolts stroke 40 mm. Patented key with protected duplication. 4 bolts Ø 18 mm with interspace 28 mm or 3 bolts Ø 18 mm with interspace 37mm. Service lock with European cylinder, 1 bolt Ø 18 mm 2 turns bolts stroke 20 mm that operates the adjustable limiting device on the first turn. Mortice, lateral or planar fixing. 3 locking points. Key and handle entrance 63 mm. Lock right, left, push or pull. Reversible Ø 20 mm latch operated by key and 8 mm handle square. When locked, the handle does not unhook the latch. ON REQUEST THE SERVICE LOCK CAN BLOCK THE RODS OF MAIN LOCK (ART. 2546 planar/lateral, 2548 mortice).*

FISSAGGIO PLANARE/LATERALE | *PLANAR/LATERAL FIXING*

Mano destra (D) o spingere (R) * *Right hand (D) or push (R)*	Mano sinistra (S) o tirare (L) * *Left hand (S) or pull (L)*	Sporgenza pistoni (S) *Projection bolts (S)*	Interasse *Interspace*		N. chiavi *N. keys*	*	g
254 1 D CR0328S46	254 1 S CR0328S46	3 mm	28 mm	40 mm	3+1T	5	2958
254 1 D CR0328S47	254 1 S CR0328S47	3 mm	28 mm	40 mm	5+1T	5	3008
254 1 D CR0328S56	254 1 S CR0328S56	3 mm	28 mm	50 mm	3+1T	5	2978
254 1 D CR0328S57	254 1 S CR0328S57	3 mm	28 mm	50 mm	5+1T	5	3028
254 1 D CR0328S66	254 1 S CR0328S66	3 mm	28 mm	60 mm	3+1T	5	2998
254 1 D CR0328S67	254 1 S CR0328S67	3 mm	28 mm	60 mm	5+1T	5	3048
254 1 D CR0628S46	254 1 S CR0628S46	6 mm	28 mm	40 mm	3+1T	5	3008
254 1 D CR0628S47	254 1 S CR0628S47	6 mm	28 mm	40 mm	5+1T	5	3058
254 1 D CR0628S56	254 1 S CR0628S56	6 mm	28 mm	50 mm	3+1T	5	3028
254 1 D CR0628S57	254 1 S CR0628S57	6 mm	28 mm	50 mm	5+1T	5	3078
254 1 D CR0628S66	254 1 S CR0628S66	6 mm	28 mm	60 mm	3+1T	5	3048
254 1 D CR0628S67	254 1 S CR0628S67	6 mm	28 mm	60 mm	5+1T	5	3098
254 1 D CR1328S46	254 1 S CR1328S46	13 mm	28 mm	40 mm	3+1T	5	3106
254 1 D CR1328S47	254 1 S CR1328S47	13 mm	28 mm	40 mm	5+1T	5	3156
254 1 D CR1328S56	254 1 S CR1328S56	13 mm	28 mm	50 mm	3+1T	5	3126
254 1 D CR1328S57	254 1 S CR1328S57	13 mm	28 mm	50 mm	5+1T	5	3176
254 1 D CR1328S66	254 1 S CR1328S66	13 mm	28 mm	60 mm	3+1T	5	3146
254 1 D CR1328S67	254 1 S CR1328S67	13 mm	28 mm	60 mm	5+1T	5	3196
254 1 D CR4328S46	254 1 S CR4328S46	43 mm	28 mm	40 mm	3+1T	5	3476
254 1 D CR4328S47	254 1 S CR4328S47	43 mm	28 mm	40 mm	5+1T	5	3528
254 1 D CR4328S56	254 1 S CR4328S56	43 mm	28 mm	50 mm	3+1T	5	3496
254 1 D CR4328S57	254 1 S CR4328S57	43 mm	28 mm	50 mm	5+1T	5	3546
254 1 D CR4328S66	254 1 S CR4328S66	43 mm	28 mm	60 mm	3+1T	5	3516
254 1 D CR4328S67	254 1 S CR4328S67	43 mm	28 mm	60 mm	5+1T	5	3566
254 1 D CR0337S46	254 1 S CR0337S46	3 mm	37 mm	40 mm	3+1T	5	2858
254 1 D CR0337S47	254 1 S CR0337S47	3 mm	37 mm	40 mm	5+1T	5	2908
254 1 D CR0337S56	254 1 S CR0337S56	3 mm	37 mm	50 mm	3+1T	5	2878
254 1 D CR0337S57	254 1 S CR0337S57	3 mm	37 mm	50 mm	5+1T	5	2928
254 1 D CR0337S66	254 1 S CR0337S66	3 mm	37 mm	60 mm	3+1T	5	2998
254 1 D CR0337S67	254 1 S CR0337S67	3 mm	37 mm	60 mm	5+1T	5	2948
254 1 D CR0637S46	254 1 S CR0637S46	6 mm	37 mm	40 mm	3+1T	5	2908
254 1 D CR0637S47	254 1 S CR0637S47	6 mm	37 mm	40 mm	5+1T	5	2958
254 1 D CR0637S56	254 1 S CR0637S56	6 mm	37 mm	50 mm	3+1T	5	2928
254 1 D CR0637S57	254 1 S CR0637S57	6 mm	37 mm	50 mm	5+1T	5	2978
254 1 D CR0637S66	254 1 S CR0637S66	6 mm	37 mm	60 mm	3+1T	5	2948
254 1 D CR0637S67	254 1 S CR0637S67	6 mm	37 mm	60 mm	5+1T	5	2988
254 1 D CR1337S46	254 1 S CR1337S46	13 mm	37 mm	40 mm	3+1T	5	3006
254 1 D CR1337S47	254 1 S CR1337S47	13 mm	37 mm	40 mm	5+1T	5	3056
254 1 D CR1337S56	254 1 S CR1337S56	13 mm	37 mm	50 mm	3+1T	5	3026
254 1 D CR1337S57	254 1 S CR1337S57	13 mm	37 mm	50 mm	5+1T	5	3076
254 1 D CR1337S66	254 1 S CR1337S66	13 mm	37 mm	60 mm	3+1T	5	3046
254 1 D CR1337S67	254 1 S CR1337S67	13 mm	37 mm	60 mm	5+1T	5	3096
254 1 D CR4337S46	254 1 S CR4337S46	43 mm	37 mm	40 mm	3+1T	5	3376
254 1 D CR4337S47	254 1 S CR4337S47	43 mm	37 mm	40 mm	5+1T	5	3428
254 1 D CR4337S56	254 1 S CR4337S56	43 mm	37 mm	50 mm	3+1T	5	3396
254 1 D CR4337S57	254 1 S CR4337S57	43 mm	37 mm	50 mm	5+1T	5	3446
254 1 D CR4337S66	254 1 S CR4337S66	43 mm	37 mm	60 mm	3+1T	5	3416
254 1 D CR4337S67	254 1 S CR4337S67	43 mm	37 mm	60 mm	5+1T	5	3466

* Per ordinare l'articolo con mano R/L
To order the R/L lock
2541 R CR0328S46

* Per ordinare l'articolo in confezione industriale (**- 1 €**)
*To order the lock in industrial packaging (**- 1 €**)*
254 0 DCR0328S46 = 95 €

SECURMAP 24

A richiesta versione con blocco aste (**+ 1 €**)
*On request block rods model (**+ 1 €**)*
254 6 DCR0328S46 = **97 €**
254 5 DCR0328S46 = **96 €**

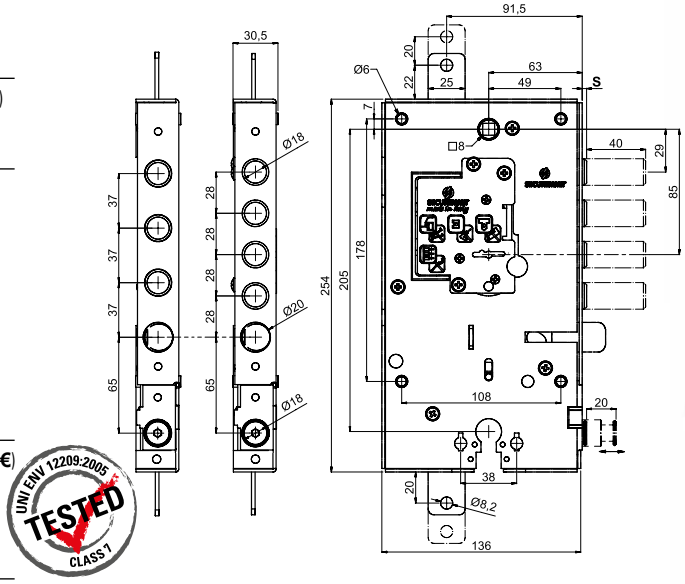

2541DCR0328S46

2541DCR0337S46

FISSAGGIO AD INFILARE | *MORTICE FIXING*

Mano destra (D) o spingere (R) * *Right hand (D) or push (R)*	Mano sinistra (S) o tirare (L) * *Left hand (S) or pull (L)*	Sporgenza pistoni (S) *Projection bolts (S)*	Interasse *Interspace*		N. chiavi *N. keys*	*	g
254 3 D CR0328S46	254 3 S CR0328S46	-	28 mm	40 mm	3+1T	5	3168
254 3 D CR0328S47	254 3 S CR0328S47	-	28 mm	40 mm	5+1T	5	3218
254 3 D CR0328S56	254 3 S CR0328S56	-	28 mm	50 mm	3+1T	5	3188
254 3 D CR0328S57	254 3 S CR0328S57	-	28 mm	50 mm	5+1T	5	3238
254 3 D CR0328S66	254 3 S CR0328S66	-	28 mm	60 mm	3+1T	5	3198
254 3 D CR0328S67	254 3 S CR0328S67	-	28 mm	60 mm	5+1T	5	3258
254 3 D CR0337S46	254 3 S CR0337S46	-	37 mm	40 mm	3+1T	5	3068
254 3 D CR0337S47	254 3 S CR0337S47	-	37 mm	40 mm	5+1T	5	3118
254 3 D CR0337S56	254 3 S CR0337S56	-	37 mm	50 mm	3+1T	5	3088
254 3 D CR0337S57	254 3 S CR0337S57	-	37 mm	50 mm	5+1T	5	3138
254 3 D CR0337S66	254 3 S CR0337S66	-	37 mm	60 mm	3+1T	5	3098
254 3 D CR0337S67	254 3 S CR0337S67	-	37 mm	60 mm	5+1T	5	3158

* Per ordinare l'articolo con mano R/L
To order the R/L lock
2543 R CR0328S46

* Confezione singola di serie
Single packing as standard supply

SECURMAP 24

A richiesta versione
con blocco aste (**+ 1 €**)
*On request block rods model (**+ 1 €**)*
254 8 DCR0328S46 = 100 €

UNI ENV 12209:2005 TESTED CLASS 7

FRONTALE INOX
INOX FRONTAL

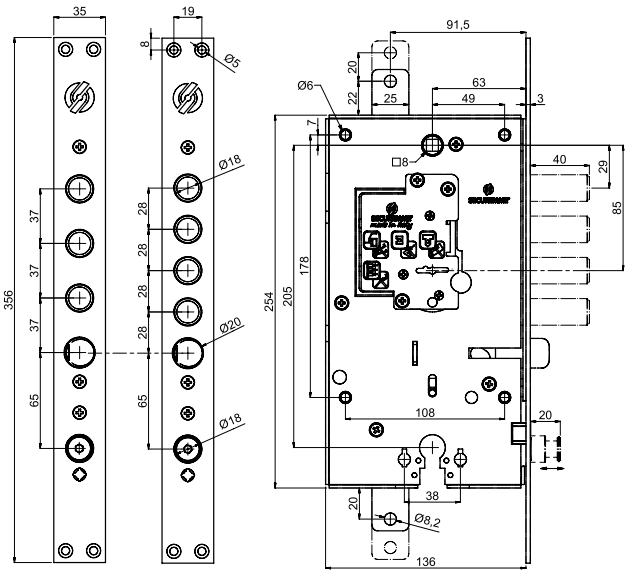

2543DCR0328S46

2543DCR0337S46

Serratura multifunzione per doppio cilindro europeo e limitatore. Serratura superiore con cuore intercambiabile a cilindro 4 mandate corsa 40 mm. 4 catenacci Ø 18 mm con interasse 28 mm oppure 3 catenacci Ø 18 mm con interasse 37 mm. Serratura inferiore a cilindro europeo, 1 catenaccio Ø 18 mm 2 mandate corsa 20 mm. che aziona sulla prima mandata il limitatore di apertura regolabile. Fissaggio laterale, planare e infilare. Chiusura triplice. Entrata chiave e maniglia 63 mm. Serratura destra, sinistra, spingere o tirare. Scrocco reversibile Ø 20 mm azionato da chiave e quadro maniglia 8 mm. A serratura chiusa la maniglia non sgancia lo scrocco. A RICHIESTA LA SERRATURA DI SERVIZIO BLOCCA LE ASTE DELLA SERRATURA SUPERIORE (ART. 2546 planare/laterale, 2548 infilare).

Multifunctional lock for double European cylinder and limiting device. *Main lock with cylinder interchangeable heart 4 turns bolts stroke 40 mm. 4 bolts Ø 18 mm with interspace 28 mm or 3 bolts Ø 18 mm with interspace 37 mm. Service lock with European cylinder, 1 bolt Ø 18 mm 2 turns bolts stroke 20 mm that operates the adjustable limiting device on the first turn. Mortice, lateral or planar fixing. 3 locking points. Key and handle entrance 63 mm. Lock right, left, push or pull. Reversible Ø 20 mm latch operated by key and 8 mm handle square. When locked, the handle does not unhook the latch. ON REQUEST THE SERVICE LOCK CAN BLOCK THE RODS OF MAIN LOCK (ART. 2546 planar/lateral, 2548 mortice).*

FISSAGGIO PLANARE/LATERALE I *PLANAR/LATERAL FIXING*

Mano destra (D) o spingere (R) * *Right hand (D) or push (R)*	Mano sinistra (S) o tirare (L) * *Left hand (S) or pull (L)*	Sporgenza pistoni (S) *Projection bolts (S)*	Interasse *Interspace*	*	g
254 1 D CR0328CXX	254 1 S CR0328CXX	3 mm	28 mm	5	2743
254 1 D CR0628CXX	254 1 S CR0628CXX	6 mm	28 mm	5	2793
254 1 D CR1328CXX	254 1 S CR1328CXX	13 mm	28 mm	5	2891
254 1 D CR4328CXX	254 1 S CR4328CXX	43 mm	28 mm	5	3261
254 1 D CR0337CXX	254 1 S CR0337CXX	3 mm	37 mm	5	2643
254 1 D CR0637CXX	254 1 S CR0637CXX	6 mm	37 mm	5	2693
254 1 D CR1337CXX	254 1 S CR1337CXX	13 mm	37 mm	5	2791
254 1 D CR4337CXX	254 1 S CR4337CXX	43 mm	37 mm	5	3161

* Per ordinare l'articolo con mano R/L
To order the R/L lock
2541 R CR0328CXX

* Per ordinare l'articolo in confezione industriale (**- 1 €**)
*To order the lock in industrial packaging (**- 1 €**)*
254 0 DCR0328CXX = 85 €

A richiesta versione con blocco aste (**+ 1 €**)
*On request block rods model (**+ 1 €**)*
254 6 DCR0328CXX = 87 €
254 5 DCR0328CXX = 86 €

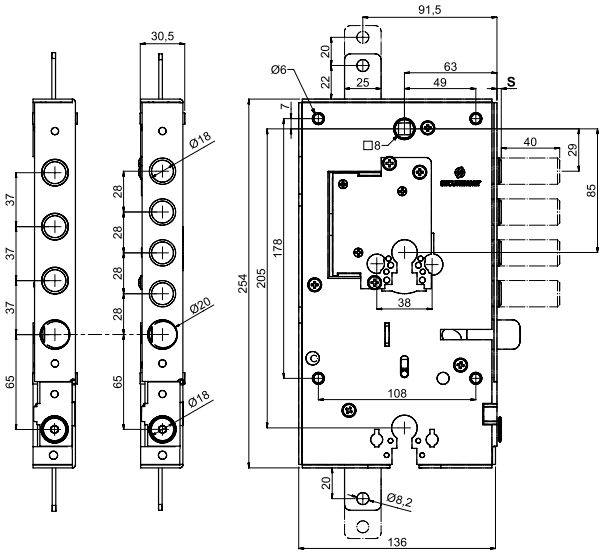


2541DCR0328CXX

2541DCR0337CXX

FISSAGGIO AD INFILARE I *MORTICE FIXING*

Mano destra (D) o spingere (R) * *Right hand (D) or push (R)*	Mano sinistra (S) o tirare (L) * *Left hand (S) or pull (L)*	Sporgenza pistoni (S) *Projection bolts (S)*	Interasse *Interspace*	*	g
254 3 D CR0328CXX	254 3 S CR0328CXX	-	28 mm	5	3053
254 3 D CR0337CXX	254 3 S CR0337CXX	-	37 mm	5	2953

* Per ordinare l'articolo con mano R/L
To order the R/L lock
2543 R CR0328CXX

* Confezione singola di serie
Single packing as standard supply

A richiesta versione con blocco aste (**+ 1 €**)
*On request block rods model (**+ 1 €**)*
254 8 DCR0328CXX = 90 €

FRONTALE INOX
INOX FRONTAL

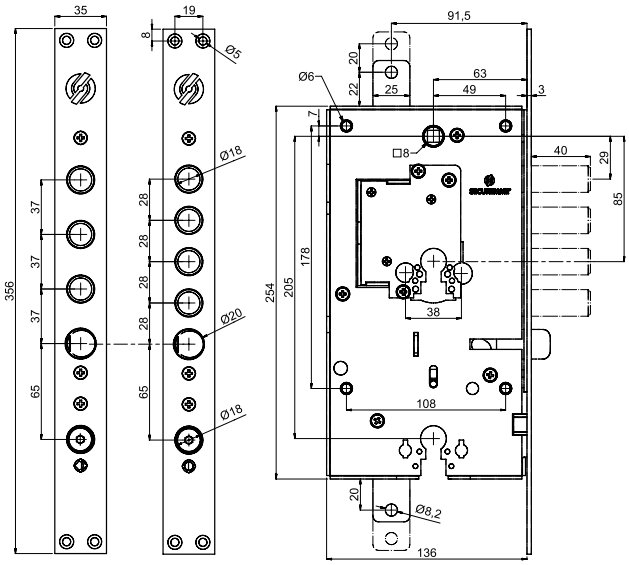

2543DCR0328CXX

2543DCR0337CXX

Serratura multifunzione per doppio cilindro europeo e limitatore. Serratura superiore con cuore intercambiabile a cilindro Securtina, 4 mandate corsa 40 mm. 4 catenacci Ø 18 mm con interasse 28 mm oppure 3 catenacci Ø 18 mm con interasse 37 mm. In caso di estrazione forzata o rottura del cilindro si attiva il blocco Securtina impedendo ai malintenzionati l'apertura della serratura. Serratura inferiore a cilindro europeo, 1 catenaccio Ø 18 mm 2 mandate corsa 20 mm. che aziona sulla prima mandata il limitatore di apertura regolabile. Fissaggio laterale, planare e infilare. Chiusura triplice. Entrata chiave e maniglia 63 mm. Serratura destra, sinistra, spingere o tirare. Scrocco reversibile Ø 20 mm azionato da chiave e quadro maniglia 8 mm. A serratura chiusa la maniglia non sgancia lo scrocco. A RICHIESTA LA SERRATURA DI SERVIZIO BLOCCA LE ASTE DELLA SERRATURA SUPERIORE (ART. 2546 planare/laterale, 2548 infilare).

***Multifunctional lock for double European cylinder and limiting device. Main lock with interchangeable Securtina cylinder heart**, 4 turns bolts stroke 40 mm. 4 bolts Ø 18 mm with interspace 28 mm or 3 bolts Ø 18 mm with interspace 37 mm. The device Securtina is activated in case of forced extraction or break of the cylinder thus preventing thieves from opening the lock. Service lock with European cylinder, 1 bolt Ø 18 mm 2 turns bolts stroke 20 mm that operates the adjustable limiting device on the first turn. Mortice, lateral or planar fixing. 3 locking points. Key and handle entrance 63 mm. Lock right, left, push or pull. Reversible Ø 20 mm latch operated by key and 8 mm handle square. When locked, the handle does not unhook the latch. ON REQUEST THE SERVICE LOCK CAN BLOCK THE RODS OF MAIN LOCK (ART. 2546 planar/lateral, 2548 mortice).*

FISSAGGIO PLANARE/LATERALE | *PLANAR/LATERAL FIXING*

Mano destra (D) o spingere (R) *Right hand (D) or push (R)* *	Mano sinistra (S) o tirare (L) *Left hand (S) or pull (L)* *	Sporgenza pistoni (S) *Projection bolts (S)*	Interasse *Interspace*	*	g
254 1 D CR0328TXX	254 1 S CR0328TXX	3 mm	28 mm	5	2793
254 1 D CR0628TXX	254 1 S CR0628TXX	6 mm	28 mm	5	2843
254 1 D CR1328TXX	254 1 S CR1328TXX	13 mm	28 mm	5	2941
254 1 D CR4328TXX	254 1 S CR4328TXX	43 mm	28 mm	5	3311
254 1 D CR0337TXX	254 1 S CR0337TXX	3 mm	37 mm	5	2693
254 1 D CR0637TXX	254 1 S CR0637TXX	6 mm	37 mm	5	2743
254 1 D CR1337TXX	254 1 S CR1337TXX	13 mm	37 mm	5	2841
254 1 D CR4337TXX	254 1 S CR4337TXX	43 mm	37 mm	5	3211

* Per ordinare l'articolo con mano R/L
To order the R/L lock
2541 R CR0328TXX

* Per ordinare l'articolo in confezione industriale (**- 1 €**)
*To order the lock in industrial packaging (**- 1 €**)*
254 0 DCR0328TXX = 90 €

A richiesta versione con blocco aste (**+ 1 €**)
*On request block rods model (**+ 1 €**)*
254 6 DCR0328TXX = 92 €
254 5 DCR0328TXX = 91 €

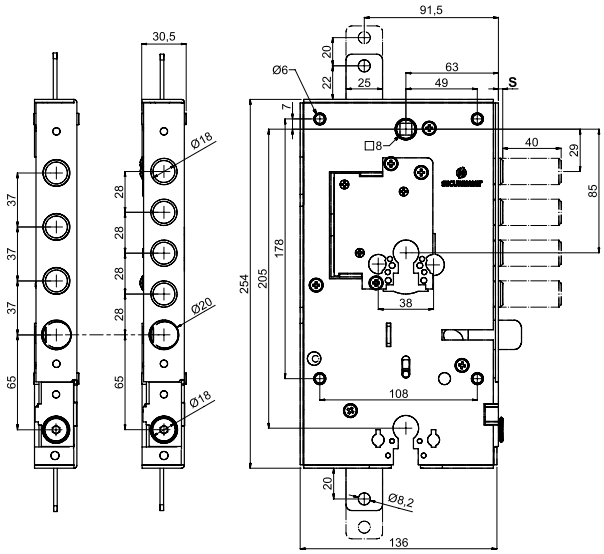

2541DCR0328TXX

2541DCR0337TXX

FISSAGGIO AD INFILARE | *MORTICE FIXING*

Mano destra (D) o spingere (R) *Right hand (D) or push (R)* *	Mano sinistra (S) o tirare (L) *Left hand (S) or pull (L)* *	Sporgenza pistoni (S) *Projection bolts (S)*	Interasse *Interspace*	*	g
254 3 D CR0328TXX	254 3 S CR0328TXX	-	28 mm	5	3103
254 3 D CR0337TXX	254 3 S CR0337TXX	-	37 mm	5	3103

* Per ordinare l'articolo con mano R/L
To order the R/L lock
2543 R CR0328TXX

* Confezione singola di serie
Single packing as standard supply

A richiesta versione con blocco aste (**+ 1 €**)
*On request block rods model (**+ 1 €**)*
254 8 DCR0328TXX = 95 €

FRONTALE INOX
INOX FRONTAL

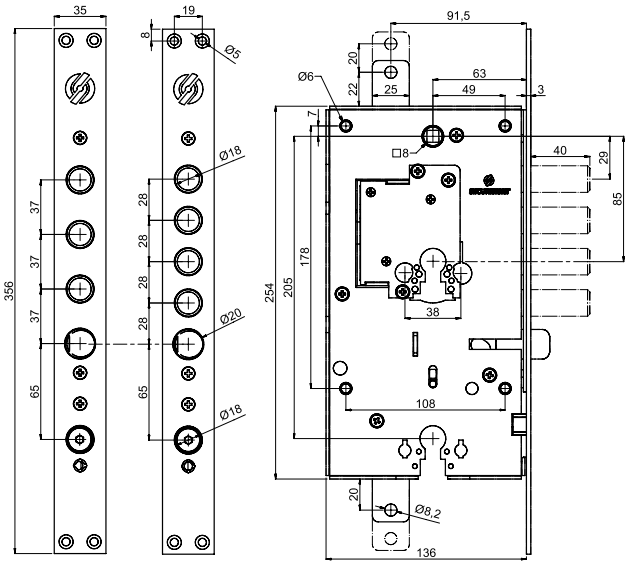

2543DCR0328TXX


2543DCR0337TXX

Serratura multifunzione nuda (senza cuore sulla serratura superiore) più cilindro con limitatore. Serratura superiore predisposta per cuore a doppia mappa o cilindro europeo. 4 catenacci Ø 18 mm con interasse 28 mm oppure 3 catenacci Ø 18 mm con interasse 37 mm. Serratura inferiore a cilindro europeo, 1 catenaccio Ø 18 mm 2 mandate corsa 20 mm che aziona sulla prima mandata il limitatore di apertura regolabile. Fissaggio laterale, planare e infilare. Chiusura triplice. Entrata chiave e maniglia 63 mm. Serratura destra, sinistra, spingere o tirare. Scrocco reversibile Ø 20 mm azionato da chiave e quadro maniglia 8 mm. A serratura chiusa la maniglia non sgancia lo scrocco. A RICHIESTA LA SERRATURA DI SERVIZIO BLOCCA LE ASTE DELLA SERRATURA SUPERIORE (ART. 2546 planare/laterale, 2548 infilare).

Multifunctional naked lock (no heart installed in main lock) and cylinder with limiting device. *Main lock arranged for double ward or cylinder European heart . 4 bolts Ø 18 mm with interspace 28 mm or 3 bolts Ø 18 mm with interspace 37 mm. Service lock with European or Yale cylinder, 1 bolt Ø 18 mm 2 turns bolts stroke 20 mm that operates the adjustable limiting device on the first turn. Mortice, lateral or planar fixing. 3 locking points. Key and handle entrance 63 mm. Lock right, left, push or pull. Reversible Ø 20 mm latch operated by key and 8 mm handle square. When locked, the handle does not unhook the latch. ON REQUEST THE SERVICE LOCK CAN BLOCK THE RODS OF MAIN LOCK (ART. 2546 planar/lateral, 2548 mortice).*

FISSAGGIO PLANARE/LATERALE I *PLANAR/LATERAL FIXING*

Mano destra (D) o spingere (R) * *Right hand (D) or push (R)*	Mano sinistra (S) o tirare (L) * *Left hand (S) or pull (L)*	Sporgenza pistoni (S) *Projection bolts (S)*	Interasse *Interspace*	*	g
254 1 D CR0328	254 1 S CR0328	3 mm	28 mm	5	2443
254 1 D CR0628	254 1 S CR0628	6 mm	28 mm	5	2493
254 1 D CR1328	254 1 S CR1328	13 mm	28 mm	5	2591
254 1 D CR4328	254 1 S CR4328	43 mm	28 mm	5	2961
254 1 D CR0337	254 1 S CR0337	3 mm	37 mm	5	2343
254 1 D CR0637	254 1 S CR0637	6 mm	37 mm	5	2393
254 1 D CR1337	254 1 S CR1337	13 mm	37 mm	5	2491
254 1 D CR4337	254 1 S CR4337	43 mm	37 mm	5	2861

* Per ordinare l'articolo con mano R/L
To order the R/L lock
2541 R CR0328

* Per ordinare l'articolo in confezione industriale (**- 1 €**)
*To order the lock in industrial packaging (**- 1 €**)*
254 0 DCR0328 = **61 €**

A richiesta versione con blocco aste (**+ 1 €**)
*On request block rods model (**+ 1 €**)*
254 6 DCR0328 = **63 €**
254 5 DCR0328 = **62 €**

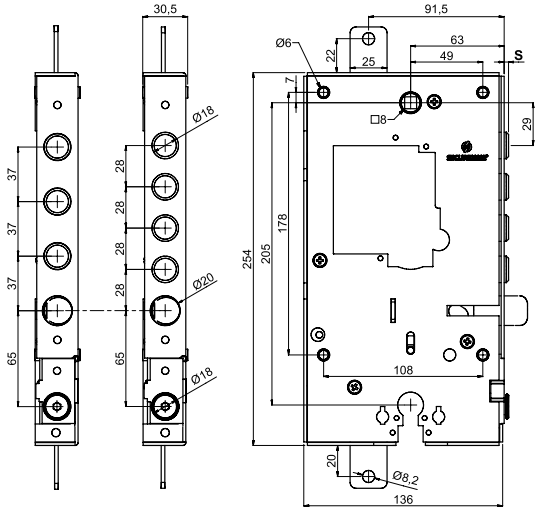

2541DCR0328

2541DCR0337

Cuore definitivo 25S, 25C, 25T, da ordinare a parte pag. 83
Definitive heart 25S, 25C, 25T to be ordered apart page 83

FISSAGGIO AD INFILARE I *MORTICE FIXING*

Mano destra (D) o spingere (R) * *Right hand (D) or push (R)*	Mano sinistra (S) o tirare (L) * *Left hand (S) or pull (L)*	Sporgenza pistoni (S) *Projection bolts (S)*	Interasse *Interspace*	*	g
254 3 D CR0328	254 3 S CR0328	-	28 mm	1	2753
254 3 D CR0337	254 3 S CR0337	-	37 mm	1	2653

* Per ordinare l'articolo con mano R/L
To order the R/L lock
2543 R CR0328

* Confezione singola di serie
Single packing as standard supply

A richiesta versione con blocco aste (**+ 1 €**)
*On request block rods model (**+ 1 €**)*
254 8 DCR0328 = **66 €**

FRONTALE INOX
INOX FRONTAL

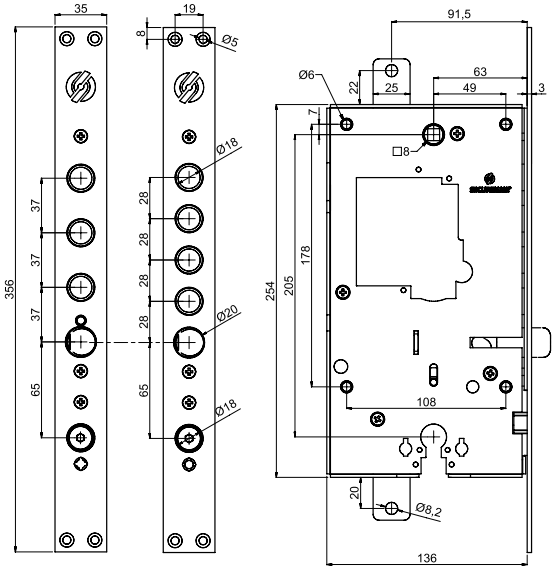

2543DCR0328

2543DCR0337

Cuore definitivo 25S, 25C, 25T, da ordinare a parte pag. 83
Definitive heart 25S, 25C, 25T to be ordered apart page 83

Cuore *Heart*	Mano destra *Right hand*	Mano sinistra *Left hand*	N. chiavi *N. keys*		g
25K CANTIERE	**25KX D ZBXXXXKK1**	**25KX S ZBXXXXKK1**	1	30	276

Cuore a doppia mappa a 4 mandate, corsa 40 mm, destro o sinistro con 1 chiave da cantiere KA unificata. Permette all'installatore di utilizzare 1 chiave per tutte le porte. **A cantiere ultimato sostituire con un cuore definitivo.**

Universal double ward heart with 4 turns, bolts stroke 40 mm, right or left hand with 1 universal site key KA. This heart allows the use of the same key for all locks in site. Then when workings are over, ***the site heart will be replaced with definitive heart.***

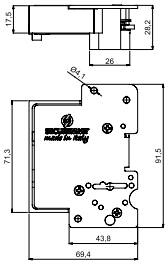

25M EASY MASTER	**25MX D ZBXXXXM43**	**25MX S ZBXXXXM43**	1 + 3	20	437

Cuore EASY MASTER a doppia mappa, 4 mandate, corsa 40 mm, 6 leve, chiave gialla da cantiere che apre fino a un massimo di 5000 serrature, 3 chiavi definitive in confezione sigillata da abilitare a cantiere ultimato. Con l'abilitazione delle chiavi definitive la chiave da cantiere è inutilizzabile.

Double ward heart EASY MASTER, 4 turns, bolts stroke 40 mm, 6 levers, site yellow key that can open up to 5000 locks, 3 definitive keys in sealed bag to activate when workings are over. The site key is not operative anymore after the activation of the definitive keys.

SECURMAP 24

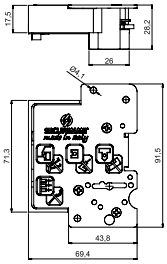

25S SECURMAP 24	**25SX D ZBXXXXXS46**	**25SX S ZBXXXXXS46**	3 + 1	20	505	*
	25SX D ZBXXXXXS47	**25SX S ZBXXXXXS47**	5 + 1	20	558	
	25SX D ZBXXXXXS56	**25SX S ZBXXXXXS56**	3 + 1	20	513	
	25SX D ZBXXXXXS57	**25SX S ZBXXXXXS57**	5 + 1	20	567	
	25SX D ZBXXXXXS66	**25SX S ZBXXXXXS66**	3 + 1	20	515	
	25SX D ZBXXXXXS67	**25SX S ZBXXXXXS67**	5 + 1	20	573	

Cuore definitivo a doppia mappa con brevetti contro la manipolazione e chiave protetta. 4 mandate corsa 40 mm, 6 leve.

Definitive double ward heart with patents against manipulation and protected key. 4 turns, bolts stroke 40 mm, 6 levers.

SECURMAP 24

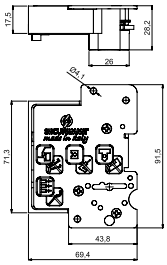

25C CILINDRO	**25CX D ZB**	**25CX S ZB**	-	20	358

Cuore a cilindro europeo, 4 mandate, corsa 40 mm.

European cylinder heart, 4 turns, bolts stroke 40 mm.

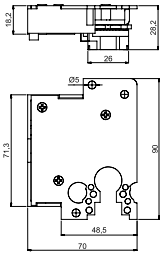

25T CILINDRO SECURTINA	**25TX D ZB**	**25TX S ZB**	-	20	404

Cuore a cilindro europeo Securtina. 4 mandate, corsa 40 mm. Blocco del cilindro in caso di estrazione forzata.

European cylinder heart Securtina. 4 turns, bolts stroke 40 mm. Cylinder blocking in case of forced extraction.

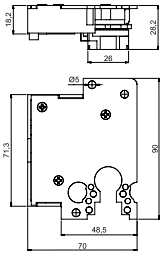

* **Extra sconto 10 euro per acquisto in abbinamento a serratura nuda**
* ***Extra discount of 10 Euro for purchase in combination to naked lock***

Serratura multifunzione doppia mappa più cilindro con limitatore. Serratura superiore con cuore intercambiabile da cantiere 4 mandate corsa 40 mm. 4 catenacci Ø 18 mm con interasse 28 mm oppure 3 catenacci Ø 18 mm con interasse 37 mm. 2 leve, 1 chiave da cantiere KA unificata. A cantiere ultimato sostituire questo cuore con uno definitivo. Serratura inferiore a cilindro europeo, 1 catenaccio Ø 18 mm 2 mandate corsa 20 mm che aziona sulla prima mandata il limitatore di apertura regolabile. Fissaggio laterale, planare e infilare. Chiusura triplice. Entrata chiave e maniglia 63 mm. Serratura destra, sinistra, spingere o tirare. Scrocco reversibile Ø 20 mm azionato da chiave e quadro maniglia 8 mm. A serratura chiusa la maniglia non sgancia lo scrocco. A RICHIESTA LA SERRATURA DI SERVIZIO BLOCCA LE ASTE DELLA SERRATURA SUPERIORE (ART. 2545 planare/laterale, 2548 infilare).

Multifunctional double ward and cylinder lock with limiting device. Main lock with site interchangeable heart *4 turns bolts stroke 40 mm. 4 bolts Ø 18 mm with interspace 28 mm or 3 bolts Ø 18 mm with interspace 37 mm. 2 levers, 1 universal ka site key. Replace this heart with a definitive one, once the site is completed. Service lock with European cylinder, 1 bolt Ø 18 mm 2 turns bolts stroke 20 mm that operates the adjustable limiting device on the first turn. Mortice, lateral or planar fixing. 3 locking points. Key and handle entrance 63 mm. Lock right, left, push or pull. Reversible Ø 20 mm latch operated by key and 8 mm handle square. When locked, the handle does not unhook the latch. ON REQUEST THE SERVICE LOCK CAN BLOCK THE RODS OF MAIN LOCK (ART. 2545 planar/lateral, 2548 mortice).*

FISSAGGIO PLANARE/LATERALE | *PLANAR/LATERAL FIXING*

Mano destra (D) o spingere (R) * *Right hand (D) or push (R)*	Mano sinistra (S) o tirare (L) * *Left hand (S) or pull (L)*	Sporgenza pistoni (S) *Projection bolts (S)*	Interasse *Interspace*	*	g
254 0 D CR0328KK1	254 0 S CR0328KK1	3 mm	28 mm	5	2739
254 0 D CR0628KK1	254 0 S CR0628KK1	6 mm	28 mm	5	2789
254 0 D CR1328KK1	254 0 S CR1328KK1	13 mm	28 mm	5	2887
254 0 D CR4328KK1	254 0 S CR4328KK1	43 mm	28 mm	5	3257
254 0 D CR0337KK1	254 0 S CR0337KK1	3 mm	37 mm	5	2639
254 0 D CR0637KK1	254 0 S CR0637KK1	6 mm	37 mm	5	2689
254 0 D CR1337KK1	254 0 S CR1337KK1	13 mm	37 mm	5	2787
254 0 D CRS337KK1	254 0 S CRS337KK1	43 mm	37 mm	5	3157

* Per ordinare l'articolo con mano R/L
To order the R/L lock
2540 R CR0328KK1

* Per ordinare l'articolo in confezione singola (**+ 1 €**)
*To order the lock in single packaging (**+ 1 €**)*
254 1 DCR0328KK1 = **68,50 €**

Y K P R C

UNI ENV 12209:2005 TESTED CLASS 7

5 A richiesta versione con blocco aste (**+ 1 €**)
*On request block rods model (**+ 1 €**)*
254 6 DCR0328KK1 = **69,50 €**
254 5 DCR0328KK1 = **68,50 €**

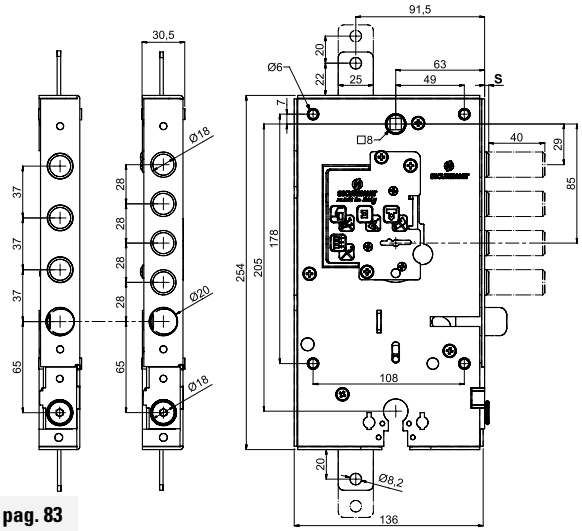

2540DCR0328KK1

2540DCR0337KK1

Cuore definitivo 25S, 25C, 25T, da ordinare a parte pag. 83
Definitive heart 25S, 25C, 25T to be ordered apart page 83

FISSAGGIO AD INFILARE | *MORTICE FIXING*

Mano destra (D) o spingere (R) * *Right hand (D) or push (R)*	Mano sinistra (S) o tirare (L) * *Left hand (S) or pull (L)*	Sporgenza pistoni (S) *Projection bolts (S)*	Interasse *Interspace*	*	g
254 3 D CR0328KK1	254 3 S CR0328KK1	-	28 mm	5	3049
254 3 D CR0337KK1	254 3 S CR0337KK1	-	37 mm	5	2949

* Per ordinare l'articolo con mano R/L
To order the R/L lock
2543 R CR0328KK1

* Confezione singola di serie
Single packing as standard supply

Y K P R C

5 A richiesta versione con blocco aste (**+ 1 €**)
*On request block rods model (**+ 1 €**)*
254 8 DCR0328KK1 = **72,50 €**

UNI ENV 12209:2005 TESTED CLASS 7

FRONTALE INOX
INOX FRONTAL

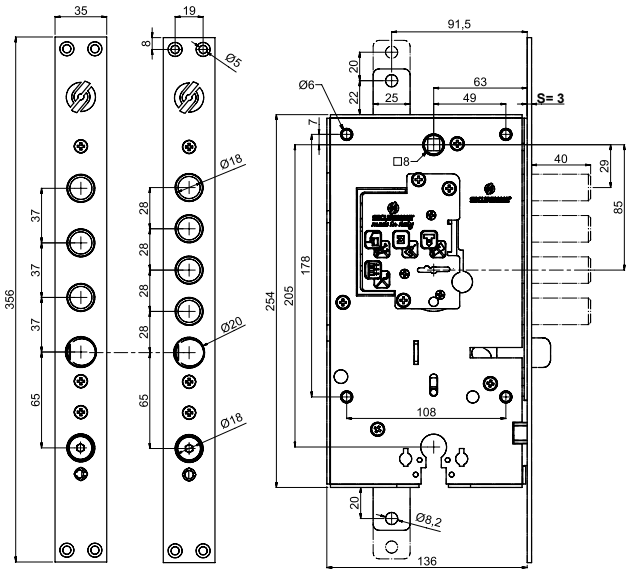

2543DCR0328KK1

2543DCR0337KK1

Cuore definitivo 25S, 25C, 25T, da ordinare a parte pag. 83
Definitive heart 25S, 25C, 25T to be ordered apart page 83

SERRATURE PER PORTE BLINDATE
SAFETY DOOR LOCKS

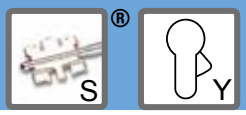

SERIE *LINE* 254 EASY MASTER

Serratura multifunzione doppia mappa più cilindro con limitatore. Serratura superiore con cuore intercambiabile a doppia mappa Easy Master 4 mandate corsa 40 mm. 4 catenacci Ø 18 mm con interasse 28 mm oppure 3 catenacci Ø 18 mm con interasse 37 mm. 6 leve, **1 chiave da cantiere KA unificata che apre più serrature** e 3 chiavi definitive in confezione sigillata da abilitare a cantiere ultimato. Con l'abilitazione delle chiavi definitive, la chiave da cantiere è inutilizzabile. Serratura inferiore a cilindro europeo, 1 catenaccio Ø 18 mm 2 mandate corsa 20 mm. che aziona sulla prima mandata il limitatore di apertura regolabile. Fissaggio laterale, planare e infilare. Chiusura triplice. Entrata chiave e maniglia 63 mm. Serratura destra, sinistra, spingere o tirare. Scrocco reversibile Ø 20 mm azionato da chiave e quadro maniglia 8 mm. A serratura chiusa la maniglia non sgancia lo scrocco. A RICHIESTA LA SERRATURA DI SERVIZIO BLOCCA LE ASTE DELLA SERRATURA SUPERIORE (ART. 2545 planare/laterale, 2548 infilare).

***Multifunctional double ward and cylinder lock with limiting device. Main lock with double ward interchangeable heart Easy Master**, 4 turns bolts stroke 40 mm. 4 bolts Ø 18 mm with interspace 28 mm or 3 bolts Ø 18 mm with interspace 37mm. 6 levers, **1 universal ka site key that can open more locks** and 3 definitive keys in sealed bag to be enabled once site is completed. By enabling the definitive keys, the site becomes unusable. Service lock with European cylinder, 1 bolt Ø 18 mm 2 turns bolts stroke 20 mm that operates the adjustable limiting device on the first turn. Mortice, lateral or planar fixing. 3 locking points. Key and handle entrance 63 mm. Lock right, left, push or pull. Reversible Ø 20 mm latch operated by key and 8 mm handle square. When locked, the handle does not unhook the latch. ON REQUEST THE SERVICE LOCK CAN BLOCK THE RODS OF MAIN LOCK (ART. 2545 planar/lateral, 2548 mortice).*

FISSAGGIO PLANARE/LATERALE | *PLANAR/LATERAL FIXING*

Mano destra (D) o spingere (R) * *Right hand (D) or push (R)*	Mano sinistra (S) o tirare (L) * *Left hand (S) or pull (L)*	Sporgenza pistoni (S) *Projection bolts (S)*	Interasse *Interspace*	*	g
254 0 D CR0328M43	254 0 S CR0328M43	3 mm	28 mm	5	2880
254 0 D CR0628M43	254 0 S CR0628M43	6 mm	28 mm	5	2930
254 0 D CR1328M43	254 0 S CR1328M43	13 mm	28 mm	5	3028
254 0 D CR4328M43	254 0 S CR4328M43	43 mm	28 mm	5	3398
254 0 D CR0337M43	254 0 S CR0337M43	3 mm	37 mm	5	2780
254 0 D CR0637M43	254 0 S CR0637M43	6 mm	37 mm	5	2830
254 0 D CR1337M43	254 0 S CR1337M43	13 mm	37 mm	5	2928
254 0 D CR4337M43	254 0 S CR4337M43	43 mm	37 mm	5	3298

* Per ordinare l'articolo con mano R/L
To order the R/L lock
2540 R CR0328M43

* Per ordinare l'articolo in confezione singola (**+ 1 €**)
*To order the lock in single packaging (**+ 1 €**)*
254 1 DCR0328M43 = 99 €

A richiesta versione con blocco aste
On request block rods model
254 6 DCR0328M43 = **100 €**
254 5 DCR0328M43 = **99 €**

SECURMAP 24

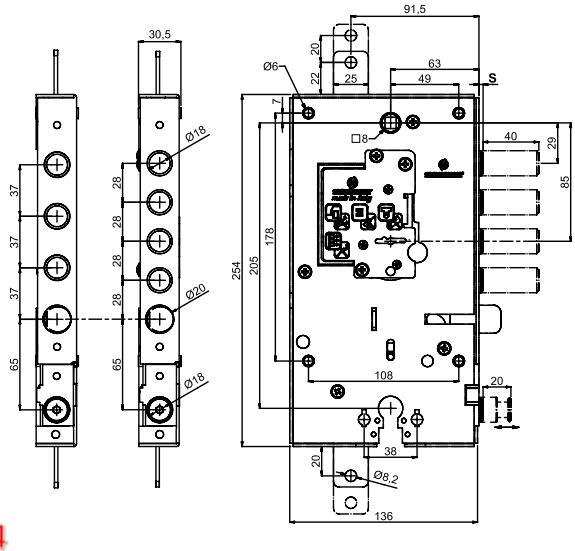

2540DCR0328M43

2540DCR0337M43

CAMBIO EASY MASTER - PER EFFETTUARE IL CAMBIO, DA CANTIERE A DEFINITIVO
EASY MASTER CHANGE - TO MAKE THE CHANGE FROM SITE TO DEFINITIVE HEART

LA CHIAVE NON DEVE ESSERE INSERITA, VERIFICARE CHE IL CODICE SUL SACCHETTO DELLE CHIAVI SIA UGUALE AL CODICE SULLA PORTA.

KEY NOT ENTERED INTO THE LOCK, CHECK THAT THE CODE ON THE KEYS BAG IS YHE SAME OF THE ONE ON THE DOOR.

01 Inserire il tubo estrattore nel foro della placca come in figura e spingere con forza fino allo scatto.

Insert the extracting cable in the hole of the plate like in picture and push with force up to click.

02 Estrarre l'inserto.

Pull out the insert.

03 Coprire i fori con il tappo di plastica contenuto nella confezione. La chiave da cantiere non è più utilizzabile, funziona solo la chiave definitiva.

Cover the holes with the plastic insert in sealed bag. The site key is not active anymore, the definitive key is the only operative.

SERRATURA DESTRA
RIGHT LOCK

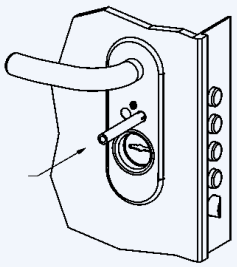

LATO INTERNO
INTERNAL SIDE

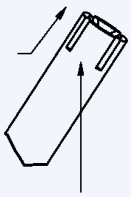

SERRATURA SINISTRA
LEFT LOCK

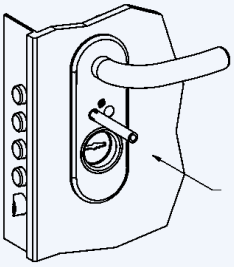

ATTENZIONE: verificare la parte d'inserimento del tubo estrattore
ATTENTION: check the inserting side of extracting cable

01

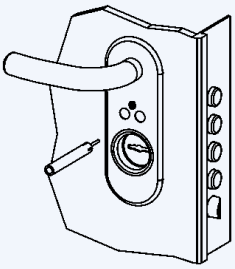

02

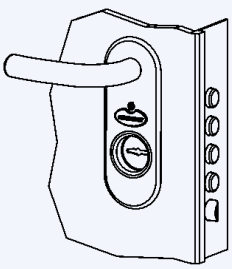

03

Serie 24 doppia mappa per porte blindate. Tutte le serrature serie 24 sono testate dall'istituto Giordano secondo il rapporto di prova n. 265139 in base alla norma UNI EN 12209:2005 e soddisfano la classe 7. Le classi di sicurezza vanno da minimo di 1 ad un massimo di sicurezza pari a 7. Le serrature serie 24 soddisfano il maggior livello di sicurezza raggiungibile in abbinamento alla piastra di protezione.

Line 24 universal for safety doors with double ward. Locks line 24 are tested in Institute Giordano in accordance to UNI EN 12209:2005 regulation, test report n. 265139 and satisfy class 7. The security classes ranging from a minimum of 1 up to maximum 7 safety level. Locks line 24 meet the higher level of security attainable in combination with protection plate.

LEGENDA LOGHI I *LOGOS LEGEND*

P — IL CATENACCIO È MOVIMENTATO DALLA CHIAVE
THE BOLT IS ACTIVATED BY KEY

B — RINFORZO AL CATENACCIO, RESISTENZA SPINTA ASSIALE > 8 KN
REINFORCED BOLT, RESISTANCE AGAINST AXIAL PUSH > 8 KN

C — FISSAGGIO CILINDRO CON ATTACCO SECUREMME
SECUREMME CYLINDER FIXING

5 — VERSIONE CON BLOCCO ASTE
RODS BLOCK MODEL

R — SCROCCO REVERSIBILE
REVERSIBLE LATCH

Z — CHIAVE DI SERVIZIO T (PAG. 50)
SERVICE KEY T (SEE PAGE 50)

U — REVERSIBILITÀ
REVERSIBILITY

Y — SERRATURA INFERIORE A CILINDRO EUROPEO
SERVICE EUROPEAN CYLINDER LOCK

S — ® SERRATURA CON CHIAVE DOPPIA MAPPA SECURMAP 24 BREVETTATA A DUPLICAZIONE PROTETTA
LOCK WITH DOUBLE WARD KEY SECURMAP 24 PATENTED WITH PROTECTED DUPLICATION

X — BREVETTI CONTRO LA MANIPOLAZIONE
PATENTS AGAINST MANIPULATION

SECURMAP

SECURITY CARD

Security card per la duplicazione autorizzata e protetta delle chiavi Securmap 24 Securemme. La Security card ti tutela contro le duplicazioni illecite perchè le chiavi sono duplicabili LEGALMENTE, solo ed esclusivamente presso i centri autorizzati Team Securemme. Le chiavi sono accompagnate da una carta di proprietà, dove è riportato il codice indiretto e il numero di chiavi in dotazione.

Security card for authorized duplication of Securmap 24 Securemme keys. *The security card protects you against illegal duplication. Key copies can be LEGALLY arranged exclusively in our authorized Team Securemme dealers. The keys are supplied with relevant property card indicating indirect code and n. of keys included.*

team SECUREMME SERRATURE DI SICUREZZA
Rivenditore autorizzato - Authorized dealer

ESEMPIO COMPOSIZIONE CODICE 2403UCR0328S56 | *CODING EXAMPLE 2403UCR0328S56*

Modello | *Model*	Prezzo | *Price*
240	68,00 €
241	65,00 €
243	88,00 €
244	95,00 €

Predisposizione al fissaggio | *Fixing predisposition* +

0	Planare con 4 bussole e laterale predisposta fori filettati M6 *Planar with 4 hubs and lateral arranged holes screwed M6*	-
1	Planare con 4 bussole e laterale predisposta fori filettati M6 *Planar with 4 hubs and lateral arranged holes screwed M6*	+ 1,00 €
3	Infilare completa di frontale predisposta planare e laterale *Mortice with frontal arranged planar and lateral*	+ 4,00 €

Confezione industriale *Industrial packaging*

Confezione singola *Single packaging*

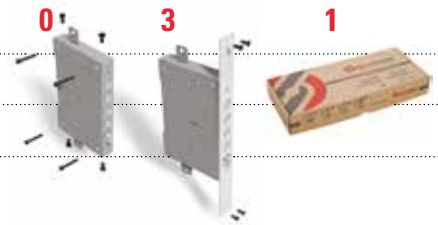

Mano d'apertura porta | *Opening door hand*

U Universale reversibile | Universal *reversible*

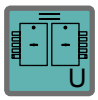

Finitura pistoni | *Finishing bolts*

CR Cromo | *Chrome*

Sporgenza pistoni | *Projection bolts* +

03	STANDARD: i pistoni sporgono a 3 mm per modello planare e laterale. Per modello frontale i pistoni sono a filo *STANDARD: projection of bolts 3 mm for planar and lateral model. No projection of pistons for mortice model*	-
13	Pistoni sporgono 13 mm | *Projection of bolts 13 mm*	-

Interasse pistoni | *Interspace bolts*

28 28 mm
37 37 mm

Tipo cuore | *Heart model* +

S	Securmap 24 | *Securmap 24*	-

Lunghezza chiavi SECURMAP 24 | *Key length for* SECURMAP 24 +

5	(00CC5XNISBOZ) Gambo 50 mm | *Stem 50 mm*	-



Chiavi cuore a doppia mappa | *Key for double ward heart* +

6	3 chiavi + 1 chiave T | *3 keys + 1 key T*	-
7	5 chiavi + 1 chiave T | *5 keys + 1 key T*	+ 5,00 €

Abbinare piastra antitrapano per raggiungere classe di resistenza 7 della norma UNI EN 12209 : 2005
Combine with antidrilling plate to get resistance grade 7 from rule UNI EN 12209 : 2005

Serratura a doppia mappa Securmap 24 reversibile per porte blindate serie 24 con brevetti contro l'utilizzo di sofisticati strumenti di manipolazione. Chiave brevettata a duplicazione protetta, leve antipicking oscillanti e mentonnet a profilo speciale, leva di blocco antimanipolazione. Serratura con fissaggio laterale, planare e infilare. Chiusura triplice corsa. Entrata chiave e maniglia 63 mm. **Scrocco reversibile Ø 20 mm** azionato da chiave e quadro maniglia 8 mm. 4 catenacci Ø 18 mm con interasse 28 mm, 3 catenacci con interasse 37 mm. A serratura chiusa la maniglia non sgancia lo scrocco.

***Security double ward lock Securmap 24, reversible for safety doors line 24 with patents against sophisticated devices**. Patented key with protected duplication, anti-picking balancing levers and mentonnet with special profile, anti-manipulation block lever. Lateral, planar of mortice fixing. 3 locking points. Key and handle entrance 63 mm. **Reversible latch Ø 20 mm** activated by key and handle square 8 mm. 4 bolts Ø 18 mm with interspace 28 mm, 3 bolts with interspace 37 mm. When locked, the handle does not unhook the latch.*

FISSAGGIO PLANARE/LATERALE I *PLANAR/LATERAL FIXING*

Mano reversibile *Reversible hand*	Sporgenza pistoni (S) *Projection bolts (S)*	Interasse *Interspace*		N. chiavi *N. keys*	*	g
240 1 UCR0328S56	3 mm	28 mm	50 mm	3+1T	5	2509
240 1 UCR0328S57	3 mm	28 mm	50 mm	5+1T	5	2563
240 1 UCR0337S56	3 mm	37 mm	50 mm	3+1T	5	2420
240 1 UCR0337S57	3 mm	37 mm	50 mm	5+1T	5	2474
240 1 UCR1328S56	13 mm	28 mm	50 mm	3+1T	5	2613
240 1 UCR1328S57	13 mm	28 mm	50 mm	5+1T	5	2667
240 1 UCR1337S56	13 mm	37 mm	50 mm	3+1T	5	2472
240 1 UCR1337S57	13 mm	37 mm	50 mm	5+1T	5	2526

* Per ordinare l'articolo in confezione industriale (**- 1 €**)
*To order the lock in industrial packaging (**- 1 €**)*
240 0 UCR0328S56 = 68 €

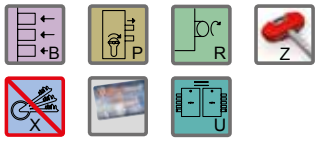

SECURMAP 24

UNI ENV 12209:2005 TESTED CLASS 7

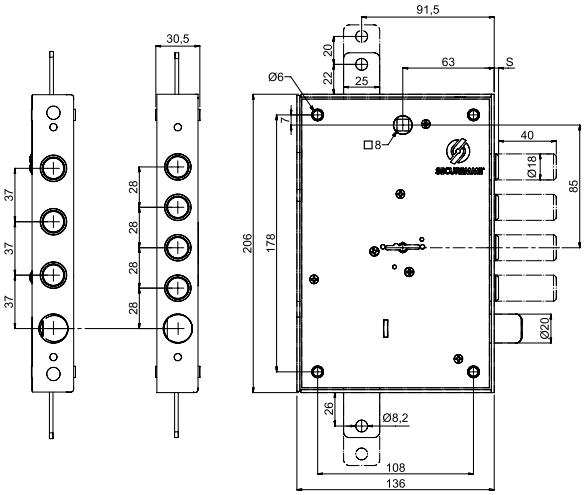

2401UCR0328S56

2401UCR0337S56

FISSAGGIO AD INFILARE I *MORTICE FIXING*

Mano reversibile *Reversible hand*	Sporgenza pistoni (S) *Projection bolts (S)*	Interasse *Interspace*		N. chiavi *N. keys*	*	g
2403 UCR0328S56	3 mm	28 mm	50 mm	3+1T	5	2862
2403 UCR0328S57	3 mm	28 mm	50 mm	5+1T	5	2911
2403 UCR0337S56	3 mm	37 mm	50 mm	3+1T	5	2862
2403 UCR0337S57	3 mm	37 mm	50 mm	5+1T	5	2911

* Confezione singola di serie
Single packing as standard supply

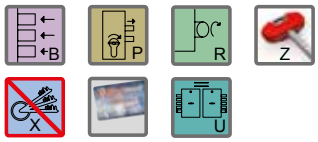

SECURMAP 24

UNI ENV 12209:2005 TESTED CLASS 7

FRONTALE INOX
INOX FRONTAL

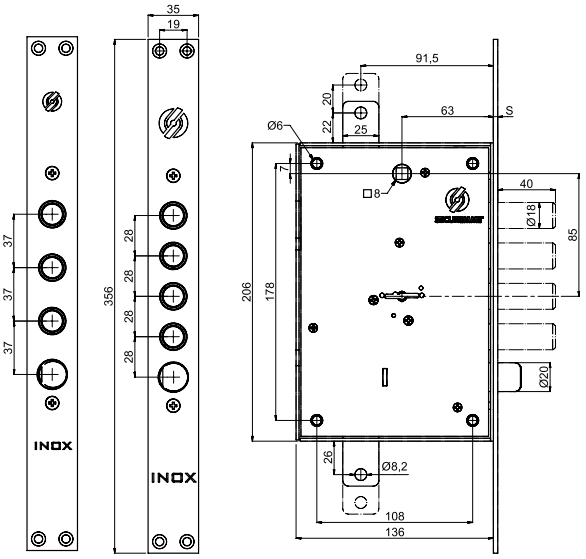

2403UCR0328S56

2403UCR0337S56

Serratura a doppia mappa Securmap 24 reversibile per porte blindate serie 24 con brevetti contro l'utilizzo di sofisticati strumenti di manipolazione. Chiave brevettata a duplicazione protetta, leve antipicking oscillanti e mentonnet a profilo speciale, leva di blocco antimanipolazione. Serratura con fissaggio laterale, planare e infilare. 4 mandate corsa 40 mm. Chiusura triplice **senza mezzo giro (scrocco).** Entrata chiave 63 mm. 4 catenacci Ø 18 mm con interasse 28 mm, 3 catenacci con interasse 37 mm.

Security double ward lock Securmap 24, reversible for safety doors line 24 with patents against sophisticated devices. *Patented key with protected duplication, anti-picking balancing levers and special profile mentonnet, anti-manipulation block lever. Lock with lateral, planar or mortice fixing. 3 locking points* ***without half-turn.*** *Key entrance 63 mm. 4 bolts Ø 18 mm with interspace 28 mm, 3 bolts with interspace 37 mm.*

FISSAGGIO PLANARE/LATERALE I *PLANAR/LATERAL FIXING*

Mano reversibile *Reversible hand*	Sporgenza pistoni (S) *Projection bolts (S)*	Interasse *Interspace*		N. chiavi *N. keys*	*	g
241 1 UCR0328S56	3 mm	28 mm	50 mm	3+1T	5	2270
241 1 UCR0328S57	3 mm	28 mm	50 mm	5+1T	5	2320
241 1 UCR0337S56	3 mm	37 mm	50 mm	3+1T	5	2170
241 1 UCR0337S57	3 mm	37 mm	50 mm	5+1T	5	2220
241 1 UCR1328S56	13 mm	28 mm	50 mm	3+1T	5	2318
241 1 UCR1328S57	13 mm	28 mm	50 mm	5+1T	5	2368
241 1 UCR1337S56	13 mm	37 mm	50 mm	3+1T	5	2318
241 1 UCR1337S57	13 mm	37 mm	50 mm	5+1T	5	2368

* Per ordinare l'articolo in confezione industriale (**- 1 €**)
*To order the lock in industrial packaging (**- 1 €**)*
241 0 UCR0328S56 = **65 €**

SECURMAP 24

UNI ENV 12209:2005 TESTED CLASS 7

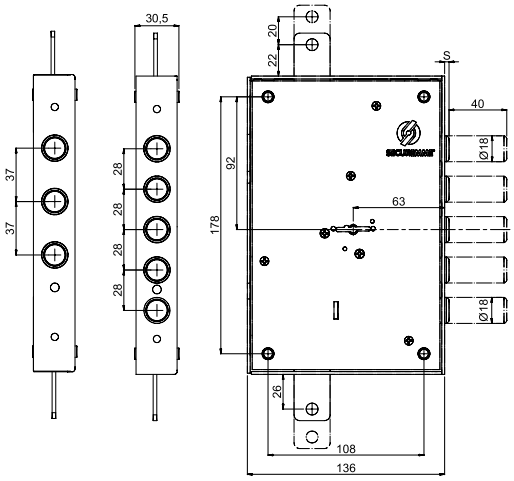

2411UCR0328S56

2411UCR0337S56

FISSAGGIO AD INFILARE I *MORTICE FIXING*

Mano reversibile *Reversible hand*	Sporgenza pistoni (S) *Projection bolts (S)*	Interasse *Interspace*		N. chiavi *N. keys*	*	g
2413 UCR0328S56	3 mm	28 mm	50 mm	3+1T	5	2734
2413 UCR0328S57	3 mm	28 mm	50 mm	5+1T	5	2966
2413 UCR0337S56	3 mm	37 mm	50 mm	3+1T	5	2634
2413 UCR0337S57	3 mm	37 mm	50 mm	5+1T	5	2684

* Confezione singola di serie
Single packing as standard supply

SECURMAP 24

UNI ENV 12209:2005 TESTED CLASS 7

FRONTALE INOX
INOX FRONTAL

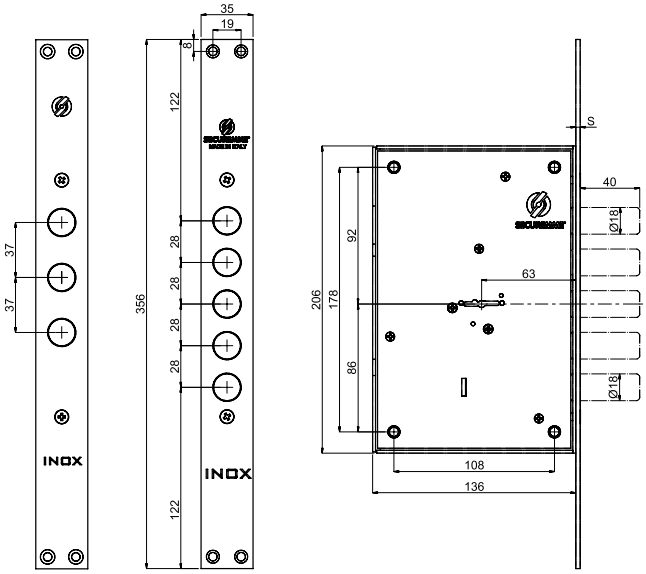

2413UCR0328S56

2413UCR0337S56

Serratura plurisistema reversibile doppia mappa più cilindro. Serratura a doppia mappa Securmap 24 con brevetti che si attivano per contrastare l'utilizzo degli strumenti di manipolazione, 4 mandate corsa 40 mm. Chiave brevettata a duplicazione protetta. 4 catenacci Ø 18 mm con interasse 28 mm oppure 3 catenacci Ø 18 mm con interasse 37 mm. Serratura inferiore a cilindro europeo, 1 catenaccio Ø 18 mm, 2 mandate corsa 20 mm. Fissaggio laterale, planare e infilare. Chiusura triplice. Entrata chiave e maniglia 63 mm. Scrocco reversibile Ø 20 mm azionato da chiave e quadro maniglia 8 mm. A serratura chiusa la maniglia non sgancia lo scrocco. A RICHIESTA LA SERRATURA DI SERVIZIO BLOCCA LE ASTE DELLA SERRATURA SUPERIORE (ART. 2536 planare/laterale, 2538 infilare).

Plurisystem reversible double ward lock and cylinder. *Lock with double ward heart Securmap 24 with patented devices that obstruct the use of manipulation tools, 4 turns bolts stroke 40 mm. Patented key with protected duplication. 4 bolts Ø 18 mm with interspace 28 mm or 3 bolts Ø 18 mm with interspace 37mm. Service lock with European cylinder, 1 bolt Ø 18 mm 2 turns bolts stroke 20 mm. Mortice, lateral or planar fixing. 3 locking points. Key and handle entrance 63 mm. Reversible Ø 20 mm latch operated by key and 8 mm handle square. When locked, the handle does not unhook the latch. ON REQUEST THE SERVICE LOCK CAN BLOCK THE RODS OF MAIN LOCK (ART. 2536 planar/lateral, 2538 mortice).*

FISSAGGIO PLANARE/LATERALE | *PLANAR/LATERAL FIXING*

Mano reversibile *Reversible hand*	Sporgenza pistoni (S) *Projection bolts (S)*	Interasse *Interspace*		N. chiavi *N. keys*	*	g
243 1 UCR0328S56	3 mm	28 mm	50 mm	3+1T	5	2958
243 1 UCR0328S57	3 mm	28 mm	50 mm	5+1T	5	3008
243 1 UCR0337S56	3 mm	37 mm	50 mm	3+1T	5	2858
243 1 UCR0337S57	3 mm	37 mm	50 mm	5+1T	5	2908
243 1 UCR1328S56	13 mm	28 mm	50 mm	3+1T	5	3106
243 1 UCR1328S57	13 mm	28 mm	50 mm	5+1T	5	3156
243 1 UCR1337S56	13 mm	37 mm	50 mm	3+1T	5	3006
243 1 UCR1337S57	13 mm	37 mm	50 mm	5+1T	5	3056

* Per ordinare l'articolo in confezione industriale (**- 1 €**)
*To order the lock in industrial packaging (**- 1 €**)*
243 1 UCR0328S56 = **88 €**

SECURMAP 24

A richiesta versione con blocco aste (**+ 1 €**)
*On request block rods model (**+ 1 €**)*
243 6 UCR0328S56 = **90 €**
243 5 UCR0328S56 = **89 €**

UNI ENV 12209:2005 TESTED CLASS 1

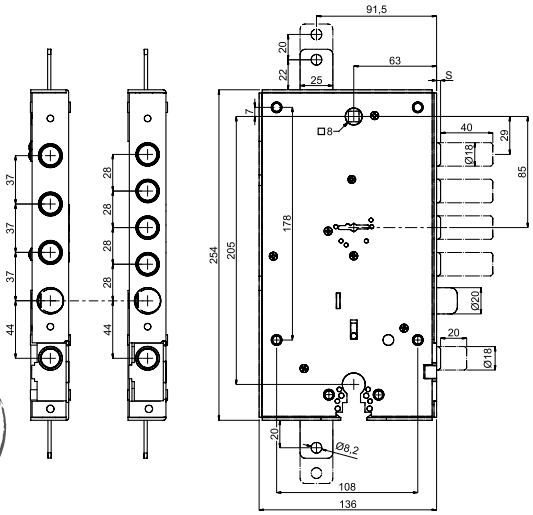

2431UCR0328S56

2431UCR0337S56

FISSAGGIO AD INFILARE | *MORTICE FIXING*

Mano reversibile *Reversible hand*	Sporgenza pistoni (S) *Projection bolts (S)*	Interasse *Interspace*		N. chiavi *N. keys*	*	g
243 3 UCR0328S56	3 mm	28 mm	50 mm	3+1T	5	3463
243 3 UCR0328S57	3 mm	28 mm	50 mm	5+1T	5	3513
243 3 UCR0337S56	3 mm	37 mm	50 mm	3+1T	5	3363
243 3 UCR0337S57	3 mm	37 mm	50 mm	5+1T	5	3413

* Confezione singola di serie
Single packing as standard supply

SECURMAP 24

A richiesta versione con blocco aste (**+ 1 €**)
*On request block rods model (**+ 1 €**)*
243 8 UCR0328S56 = **93 €**

UNI ENV 12209:2005 TESTED CLASS 1

FRONTALE INOX
INOX FRONTAL

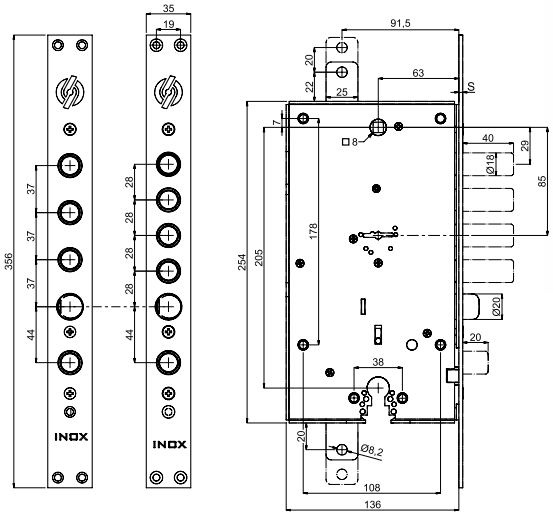

2433UCR0328S56

2433UCR0337S56

Serratura multifunzione reversbile doppia mappa più cilindro con limitatore. Serratura superiore doppia mappa Securmap 24 con brevetti che si attivano per contrastare l'utilizzo degli strumenti di manipolazione, 4 mandate corsa 40 mm. Chiave brevettata a duplicazione protetta. 4 catenacci Ø 18 mm con interasse 28 mm oppure 3 catenacci Ø 18 mm con interasse 37 mm. Serratura inferiore a cilindro europeo, 1 catenaccio Ø 18 mm 2 mandate corsa 20 mm. che aziona sulla prima mandata il limitatore di apertura regolabile. Fissaggio laterale, planare e infilare. Chiusura triplice. Entrata chiave e maniglia 63 mm. Scrocco reversibile Ø 20 mm azionato da chiave e quadro maniglia 8 mm. A serratura chiusa la maniglia non sgancia lo scrocco. A RICHIESTA LA SERRATURA DI SERVIZIO BLOCCA LE ASTE DELLA SERRATURA SUPERIORE (ART. 2546 planare/laterale, 2548 infilare).

Multifunctional reversible lock double ward and service cylinder with limiting device. Main lock with double ward heart Securmap 24 *with patented devices that obstruct the use of manipulation tools, 4 turns bolts stroke 40 mm. Patented key with protected duplication. 4 bolts Ø 18 mm with interspace 28 mm or 3 bolts Ø 18 mm with interspace 37mm. Service lock with European cylinder, 1 bolt Ø 18 mm 2 turns bolts stroke 20 mm that operates the adjustable limiting device on the first turn. Mortice, lateral or planar fixing. 3 locking points. Key and handle entrance 63 mm. Reversible Ø 20 mm latch operated by key and 8 mm handle square. When locked, the handle does not unhook the latch. ON REQUEST THE SERVICE LOCK CAN BLOCK THE RODS OF MAIN LOCK (ART. 2546 planar/lateral, 2548 mortice).*

FISSAGGIO PLANARE/LATERALE | *PLANAR/LATERAL FIXING*

Mano reversibile *Reversible hand*	Sporgenza pistoni (S) *Projection bolts (S)*	Interasse *Interspace*		N. chiavi *N. keys*	*	g
244 1 UCR0328S56	3 mm	28 mm	50 mm	3+1T	5	2978
244 1 UCR0328S57	3 mm	28 mm	50 mm	5+1T	5	3028
244 1 UCR0337S56	3 mm	37 mm	50 mm	3+1T	5	2878
244 1 UCR0337S57	3 mm	37 mm	50 mm	5+1T	5	2928
244 1 UCR1328S56	13 mm	28 mm	50 mm	3+1T	5	3126
244 1 UCR1328S57	13 mm	28 mm	50 mm	5+1T	5	3176
244 1 UCR1337S56	13 mm	37 mm	50 mm	3+1T	5	3026
244 1 UCR1337S57	13 mm	37 mm	50 mm	5+1T	5	3076

* Per ordinare l'articolo in confezione industriale (**- 1 €**)
*To order the lock in industrial packaging (**- 1 €**)*
244 0 UCR0328S56 = **95 €**

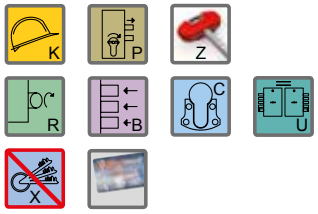

SECURMAP 24

A richiesta versione con blocco aste (**+ 1 €**)
*On request block rods model (**+ 1 €**)*
244 6 UCR0328S56 = **97 €**
244 5 UCR0328S56 = **96 €**

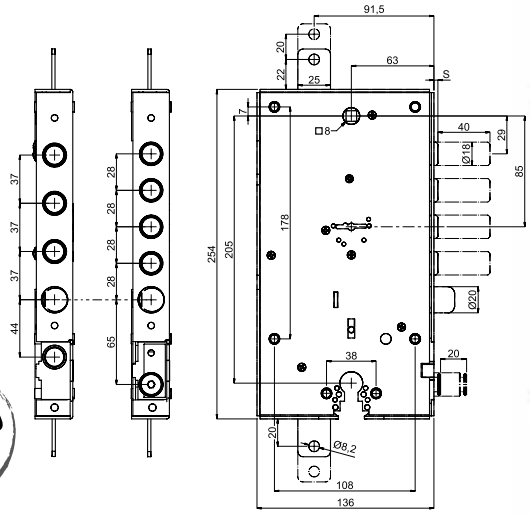

2441UCR0328S56

2441UCR0337S56

FISSAGGIO AD INFILARE | *MORTICE FIXING*

Mano reversibile *Reversible hand*	Sporgenza pistoni (S) *Projection bolts (S)*	Interasse *Interspace*		N. chiavi *N. keys*	*	g
244 3 UCR0328S56	3 mm	28 mm	50 mm	3+1T	5	3188
244 3 UCR0328S57	3 mm	28 mm	50 mm	5+1T	5	3238
244 3 UCR0337S56	3 mm	37 mm	50 mm	3+1T	5	3088
244 3 UCR0337S57	3 mm	37 mm	50 mm	5+1T	5	3138

* Confezione singola di serie
Single packing as standard supply

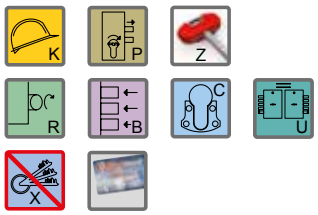

SECURMAP 24

A richiesta versione
con blocco aste (**+ 1 €**)
*On request block rods model (**+ 1 €**)*
244 8 UCR0328S56 = **100 €**

FRONTALE INOX
INOX FRONTAL

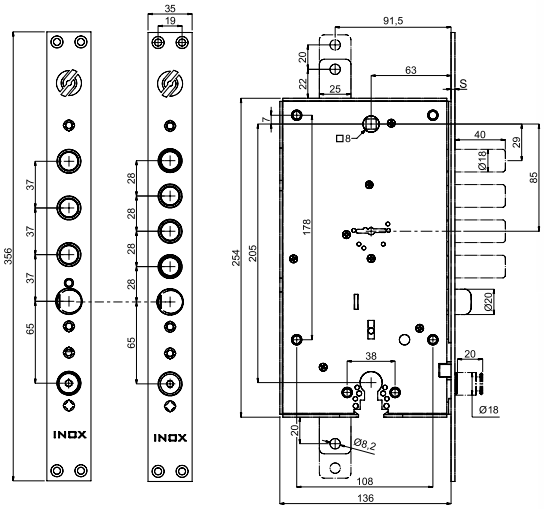

2443UCR0328S56

2443UCR0337S56

Serrature serie 26 con meccanismo a cilindro europeo per porte blindate. Scrocco reversibile Ø 20 azionato da chiave e quadro maniglia 8 mm. Tutte le serrature serie 26 sono testate dall'istituto Giordano secondo il rapporto di prova n. 265139 secondo la norma UNI EN 12209:2005 e soddisfano la classe 7. Le classi di sicurezza vanno da minimo di 1 ad un massimo di sicurezza pari a 7. Le serrature serie 26 soddisfano il maggior livello di sicurezza raggiungibile in abbinamento alla piastra di protezione.

Locks line 26 with European cylinder mechanism for safety doors. Reversible latch Ø 20 mm driven by key and handle square 8 mm. Locks line 26 are tested in Institute Giordano in accordance to UNI EN 12209:2005 regulation , test report n. 265139 and satisfy class 7.The security classes ranging from a minimum of 1 up to maximum 7 safety level. Locks line 26 meet the higher level of security attainable in combination with protection plate.

LEGENDA FINITURE I *FINISHES LEGEND*

CR — Cromata
Chromed

LEGENDA LOGHI I *LOGOS LEGEND*

Y — SERRATURA A CILINDRO
CYLINDER LOCK

P — IL CATENACCIO DELLA SERRATURA È MOVIMENTATO DALLA CHIAVE
THE BOLT OF THE LOCK IS ACTIVATED BY KEY

T — FISSAGGIO CILINDRO CON VITE DI TESTA
CYLINDER FIXING WITH FRONTAL SCREW

C — FISSAGGIO CILINDRO CON ATTACCO SECUREMME
SECUREMME CYLINDER FIXING

R — SCROCCO REVERSIBILE
REVERSIBLE LATCH

B — RINFORZO AL CATENACCIO
REINFORCED BOLT

SECURTINA — BLOCCO CILINDRO ANTIEFFRAZIONE SECURTINA
ANTI- BURGLARY SECURTINA CYLINDER BLOCK

SECURTINA

SPECIALE BLOCCO SECURTINA

Si attiva solo in caso di estrazione forzata o rottura del cilindro, impedendo ai malintenzionati l'apertura della serratura e quindi dei catenacci. La serratura rimane bloccata, evitando al ladro di entrare in casa.

SPECIAL SECURTINA BLOCK

The device is activated only in case of forced extraction or break of the cylinder. In this way thieves cannot open the lock and relevant bolts.The lock remains stuck thus avoiding intrusion into the apartment.

ESEMPIO COMPOSIZIONE CODICE 2603DCR0328CXX | *CODING EXAMPLE 2603DCR0328CXX*

Modello *Model*	**Prezzo** *Price*
260	56,00 €
261	53,00 €
263	76,00 €
264	83,00 €

Predisposizione al fissaggio
Fixing predisposition

		+
0	Planare con 4 bussole e laterale predisposta fori filettati M6 *Planar with 4 hubs and lateral arranged holes screwed M6*	-
1	Planare con 4 bussole e laterale predisposta fori filettati M6 *Planar with 4 hubs and lateral arranged holes screwed M6*	+ 1,00 €
3	Infilare completa di frontale predisposta planare e laterale *Mortice with frontal arranged planar and lateral*	+ 4,00 €

Confezione industriale *Industrial packaging*
Confezione singola *Single packaging*

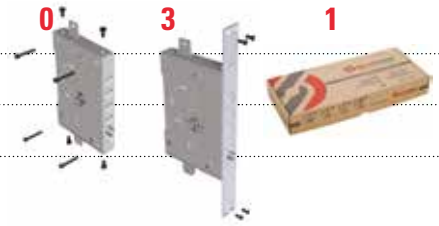

Mano d'apertura porta
Opening door hand

D Spingere destra | *Push right*
S Spingere sinistra | *Push left*
R Tirare destra | *Pull right*
L Tirare sinistra | *Pull left*
X Mano unica: codice da usare solo per serie 261
Universal hand: use this code for line 261 only

Tutte le serrature sono reversibili. Nell'ordine se non specificato la serratura viene fornita di serie sinistra.
All locks are reversible. If not specified in order lock will be supplied left-hand.



Finitura pistoni
Finishing bolts

CR Cromo | *Chrome*

Sporgenza pistoni
Projection bolts

		+
03	STANDARD: i pistoni sporgono a 3 mm per modello planare e laterale. Per modello frontale i pistoni sono a filo *STANDARD: projection of bolts 3 mm for planar and lateral model. No projection of pistons for mortice model*	- -
13	Pistoni sporgono 13 mm | *Projection of bolts 13 mm*	-
06	Pistoni sporgono 6 mm | *Projection of bolts 6 mm*	-
43	Pistoni sporgono 43 mm | *Projection of bolts 43 mm*	+ 10,00 €

Interasse pistoni
Interspace bolts

28 28 mm
37 37 mm

Tipo cuore
Heart model

		+
CXX	Cilindro | *Arranged for cylinder heart*	-
TXX	Securtina	+ 5,00 €

Abbinare piastra antitrapano per raggiungere classe di resistenza 7 della norma UNI EN 12209 : 2005
Combine with antidrilling plate to get resistance grade 7 from rule UNI EN 12209 : 2005

Serratura per cilindro europeo. Chiusura triplice, 3 mandate, corsa 30 mm. Entrata chiave e maniglia 63 mm. Serratura destra, sinistra, spingere o tirare con scrocco reversibile Ø 20 mm azionato da chiave e quadro maniglia 8 mm. 4 catenacci Ø 18 mm con interasse 28 mm o 3 catenacci interasse 37 mm. Fissaggio infilare, laterale, planare. A serratura chiusa la maniglia non sgancia lo scrocco. Fissaggio cilindro con attacco Securemme. UNI EN 12209 in classe 7 abbinata a piastra antitrapano Securemme.

European cylinder lock. *3 closing point, 3 turns, bolts stroke 30 mm. Key and handle entrance 63 mm. Lock right, left, push or pull with reversible Ø 20 mm latch operated by key and 8 mm handle square. 4 bolts Ø 18 mm with interspace 28 mm or 3 bolts with interspace 37 mm. Mortice, lateral or planar fixing. When locked, the handle does not unhook the latch. Cylinder with Securemme fixing. UNI EN 12209 Class 7 in combination with anti-drilling plate Securemme.*

FISSAGGIO PLANARE/LATERALE I *PLANAR/LATERAL FIXING*

Mano destra (D) o spingere (R) * *Right hand (D) or push (R)*	Mano sinistra (S) o tirare (L) * *Left hand (S) or pull (L)*	Sporgenza pistoni (S) *Projection bolts (S)*	Interasse *Interspace*	*	g
260 1 D CR0328CXX	260 1 S CR0328CXX	3 mm	28 mm	5	2188
260 1 D CR0628CXX	260 1 S CR0628CXX	6 mm	28 mm	5	2238
260 1 D CR1328CXX	260 1 S CR1328CXX	13 mm	28 mm	5	2336
260 1 D CR4328CXX	260 1 S CR4328CXX	43 mm	28 mm	5	2706
260 1 D CR0337CXX	260 1 S CR0337CXX	3 mm	37 mm	5	2088
260 1 D CR0637CXX	260 1 S CR0637CXX	6 mm	37 mm	5	2138
260 1 D CR1337CXX	260 1 S CR1337CXX	13 mm	37 mm	5	2236
260 1 D CR4337CXX	260 1 S CR4337CXX	43 mm	37 mm	5	2606

* Per ordinare l'articolo con mano R/L
To order the R/L lock
2601 R CR0328CX

* Per ordinare l'articolo in confezione industriale (**- 1 €**)
*To order the lock in industrial packaging (**- 1 €**)*
260 0 DCR0328CXX = **56 €**

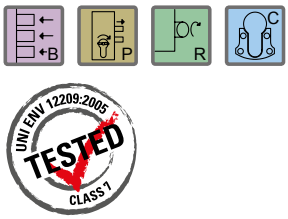

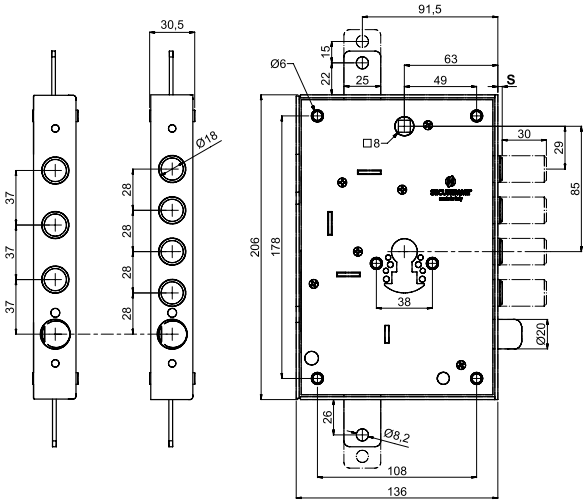

2601DCR0328CXX

2601DCR0337CXX

FISSAGGIO AD INFILARE I *MORTICE FIXING*

Mano destra (D) o spingere (R) * *Right hand (D) or push (R)*	Mano sinistra (S) o tirare (L) * *Left hand (S) or pull (L)*	Sporgenza pistoni (S) *Projection bolts (S)*	Interasse *Interspace*	*	g
260 3 D CR0328CXX	260 3 S CR0328CXX	-	28 mm	5	2652
260 3 D CR0337CXX	260 3 S CR0337CXX	-	37 mm	5	2552

* Per ordinare l'articolo con mano R/L
To order the R/L lock
2603 R CR0328CXX

* Confezione singola di serie
Single packing as standard supply

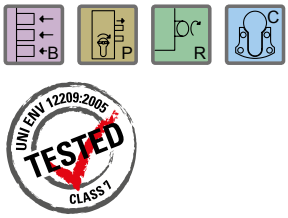

FRONTALE INOX
INOX FRONTAL

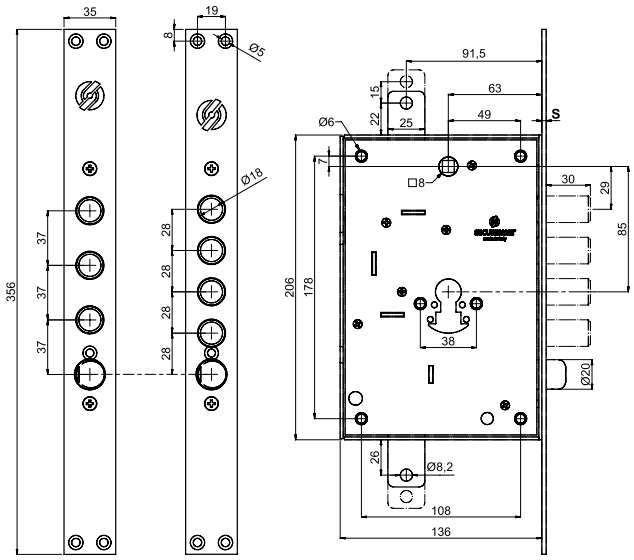

2603DCR0328CXX

2603DCR0337CXX

Serratura per cilindro europeo con blocco Securtina. In caso di estrazione forzata o rottura del cilindro si attiva il blocco Securtina impedendo ai malintenzionati l'apertura della serratura. Chiusura triplice, 3 mandate, corsa 30 mm. Entrata chiave e maniglia 63 mm. Serratura destra, sinistra, spingere o tirare con scrocco reversibile Ø 20 mm azionato da chiave e quadro maniglia 8 mm. 4 catenacci Ø 18 mm con interasse 28 mm o 3 catenacci interasse 37 mm. Fissaggio infilare, laterale, planare. A serratura chiusa la maniglia non sgancia lo scrocco. Fissaggio cilindro con vite di testa. UNI EN 12209 in classe 7 abbinata a piastra antitrapano Securemme.

***European cylinder lock with Securtina block**. The device Securtina is activated in case of forced extraction or break of the cylinder thus preventing thieves from opening the lock. 3 closing point, 3 turns, bolts stroke 30 mm. Key and handle entrance 63 mm. Lock right, left, push or pull with reversible Ø 20 mm latch operated by key and 8 mm handle square. 4 bolts Ø 18 mm with interspace 28 mm or 3 bolts with interspace 37 mm. Mortice, lateral or planar fixing. When locked, the handle does not unhook the latch. Cylinder fixing with frontal screw. UNI EN 12209 Class 7 in combination with anti-drilling plate Securemme.*

FISSAGGIO PLANARE/LATERALE I *PLANAR/LATERAL FIXING*

Mano destra (D) o spingere (R) * *Right hand (D) or push (R)*	Mano sinistra (S) o tirare (L) * *Left hand (S) or pull (L)*	Sporgenza pistoni (S) *Projection bolts (S)*	Interasse *Interspace*	*	g
260 1 D CR0328TXX	260 1 S CR0328TXX	3 mm	28 mm	5	2296
260 1 D CR0628TXX	260 1 S CR0628TXX	6 mm	28 mm	5	2349
260 1 D CR1328TXX	260 1 S CR1328TXX	13 mm	28 mm	5	2444
260 1 D CR4328TXX	260 1 S CR4328TXX	43 mm	28 mm	5	2814
260 1 D CR0337TXX	260 1 S CR0337TXX	3 mm	37 mm	5	2196
260 1 D CR0637TXX	260 1 S CR0637TXX	6 mm	37 mm	5	2249
260 1 D CR1337TXX	260 1 S CR1337TXX	13 mm	37 mm	5	2344
260 1 D CR4337TXX	260 1 S CR4337TXX	43 mm	37 mm	5	2714

* Per ordinare l'articolo con mano R/L
To order the R/L lock
2601 R CR0328TXX

* Per ordinare l'articolo in confezione industriale (**- 1 €**)
*To order the lock in industrial packaging (**- 1 €**)*
260 0 DCR0328TXX = **61 €**

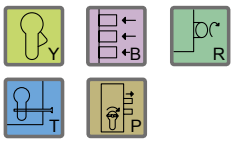

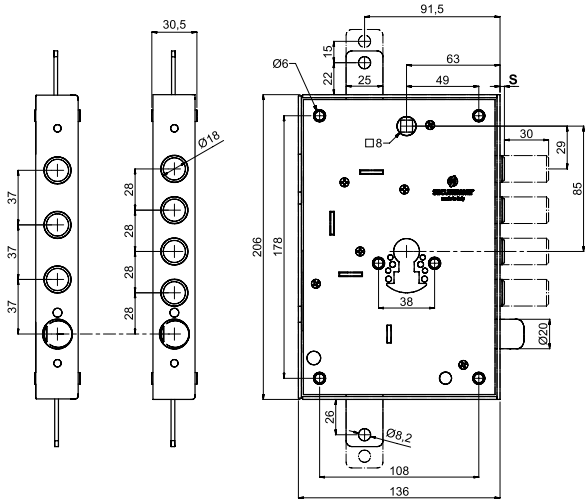

2601DCR0328TXX

2601DCR0337TXX

FISSAGGIO AD INFILARE I *MORTICE FIXING*

Mano destra (D) o spingere (R) * *Right hand (D) or push (R)*	Mano sinistra (S) o tirare (L) * *Left hand (S) or pull (L)*	Sporgenza pistoni (S) *Projection bolts (S)*	Interasse *Interspace*	*	g
260 3 D CR0328TXX	260 3 S CR0328TXX	-	28 mm	5	2760
260 3 D CR0337TXX	260 3 S CR0337TXX	-	37 mm	5	2660

* Per ordinare l'articolo con mano R/L
To order the R/L lock
2603 R CR0328TXX

* Confezione singola di serie
Single packing as standard supply

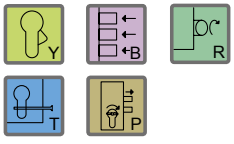

FRONTALE INOX
INOX FRONTAL

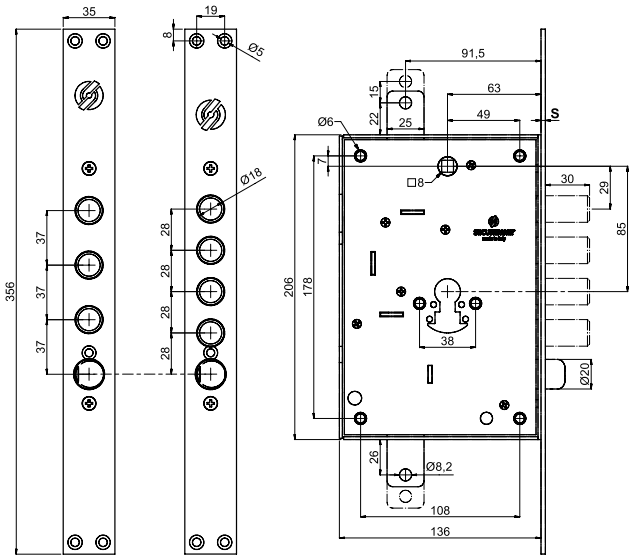

2603DCR0328TXX

2603DCR0337TXX

Serratura per cilindro europeo. Chiusura triplice, 3 mandate, corsa 30 mm. Entrata chiave 63 mm. **Serratura senza scrocco**, destra, sinistra. 4 catenacci Ø 18 mm con interasse 28 mm o 3 catenacci interasse 37 mm. Fissaggio infilare, laterale, planare. Fissaggio cilindro con attacco Securemme. UNI EN 12209 in classe 7 abbinata a piastra antitrapano Securemme.

European cylinder lock. *3 closing point, 3 turns, bolts stroke 30 mm. Key and handle entrance 63 mm.* ***Lock without latch*** *right, left. 4 bolts Ø 18 mm with interspace 28 mm or 3 bolts with interspace 37 mm. Mortice, lateral or planar fixing. Cylinder with Securemme fixing. UNI EN 12209 Class 7 in combination with anti-drilling plate Securemme.*

FISSAGGIO PLANARE/LATERALE I *PLANAR/LATERAL FIXING*

Mano unica *Universal hand*	Sporgenza pistoni (S) *Projection bolts (S)*	Interasse *Interspace*	*	g
261 1 XCR0328CXX	3 mm	28 mm	5	1860
261 1 XCR0628CXX	6 mm	28 mm	5	1910
261 1 XCR1328CXX	13 mm	28 mm	5	2008
261 1 XCR4328CXX	43 mm	28 mm	5	2378
261 1 XCR0337CXX	3 mm	37 mm	5	1760
261 1 XCR0637CXX	6 mm	37 mm	5	1810
261 1 XCR1337CXX	13 mm	37 mm	5	1908
261 1 XCR4337CXX	43 mm	37 mm	5	2278

* Per ordinare l'articolo in confezione industriale (**- 1 €**)
*To order the lock in industrial packaging (**- 1 €**)*
261 0 XCR0328CXX = 53 €

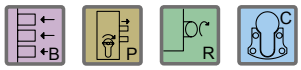

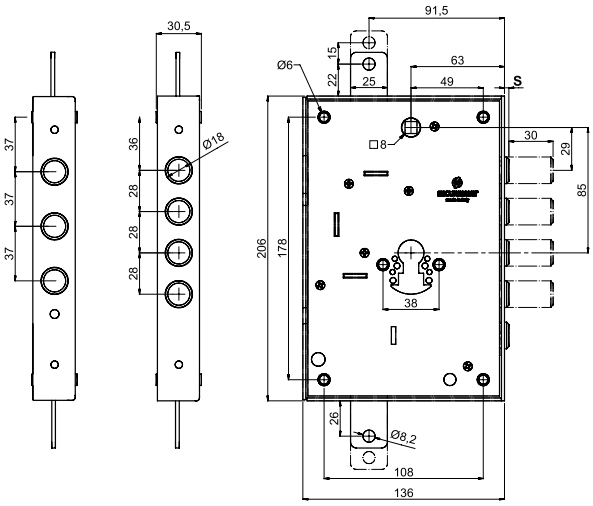

2611XCR0328CXX

2611XCR0337CXX

FISSAGGIO AD INFILARE I *MORTICE FIXING*

Mano unica *Universal hand*	Sporgenza pistoni (S) *Projection bolts (S)*	Interasse *Interspace*	*	g
261 3 XCR0328CXX	-	28 mm	5	2324
261 3 XCR0337CXX	-	37 mm	5	2224

* Confezione singola di serie
Single packing as standard supply

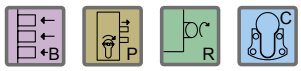

FRONTALE INOX
INOX FRONTAL

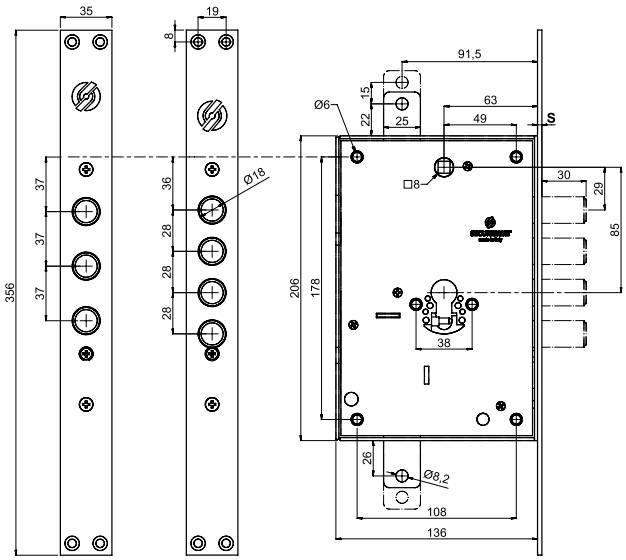

2613XCR0328CXX



2613XCR0337CXX

Serratura per cilindro europeo con blocco Securtina. In caso di estrazione forzata o rottura del cilindro si attiva il blocco Securtina impedendo ai malintenzionati l'apertura della serratura. Chiusura triplice, 3 mandate, corsa 30 mm. Entrata chiave 63 mm. Serratura senza scrocco destra, sinistra. 4 catenacci Ø 18 mm con interasse 28 mm o 3 catenacci interasse 37 mm. Fissaggio infilare, laterale, planare. Fissaggio cilindro con vite di testa. UNI EN 12209 in classe 7 abbinata a piastra antitrapano Securemme.

***European cylinder lock with Securtina block**. The device Securtina is activated in case of forced extraction or break of the cylinder thus preventing thieves from opening the lock. 3 closing point, 3 turns, bolts stroke 30 mm. Key and handle entrance 63 mm. Lock without latch right, left. 4 bolts Ø 18 mm with interspace 28 mm or 3 bolts with interspace 37 mm. Mortice, lateral or planar fixing. Cylinder fixing with frontal screw. UNI EN 12209 Class 7 in combination with anti-drilling plate Securemme.*

FISSAGGIO PLANARE/LATERALE I *PLANAR/LATERAL FIXING*

Mano unica *Universal hand*	Sporgenza pistoni (S) *Projection bolts (S)*	Interasse *Interspace*	*	g
261 1 XCR0328TXX	3 mm	28 mm	5	1968
261 1 XCR0628TXX	6 mm	28 mm	5	2018
261 1 XCR1328TXX	13 mm	28 mm	5	2116
261 1 XCR4328TXX	43 mm	28 mm	5	2486
261 1 XCR0337TXX	3 mm	37 mm	5	1869
261 1 XCR0637TXX	6 mm	37 mm	5	1918
261 1 XCR1337TXX	13 mm	37 mm	5	2016
261 1 XCR4337TXX	43 mm	37 mm	5	2386

* Per ordinare l'articolo in confezione industriale (**- 1 €**)
*To order the lock in industrial packaging (**- 1 €**)*
261 0 XCR0328TXX = **58 €**

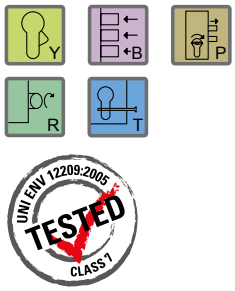

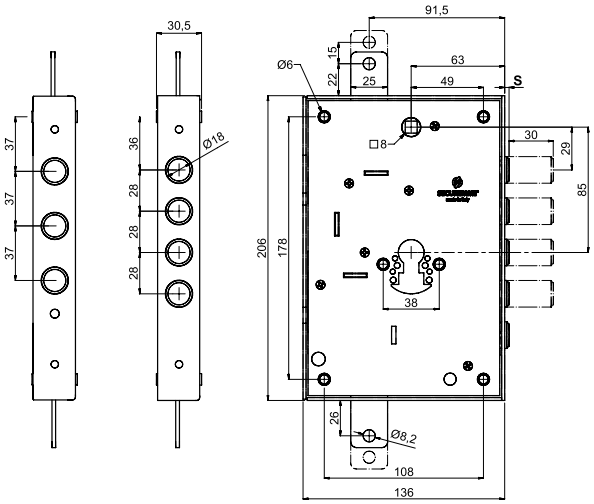

2611XCR0328TXX

2611XCR0337TXX

FISSAGGIO AD INFILARE I *MORTICE FIXING*

Mano unica *Universal hand*	Sporgenza pistoni (S) *Projection bolts (S)*	Interasse *Interspace*	*	g
261 3 XCR0328TXX	-	28 mm	5	2432
261 3 XCR0337TXX	-	37 mm	5	2332

* Confezione singola di serie
Single packing as standard supply

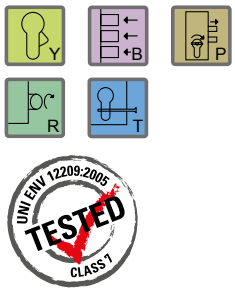

FRONTALE INOX
INOX FRONTAL

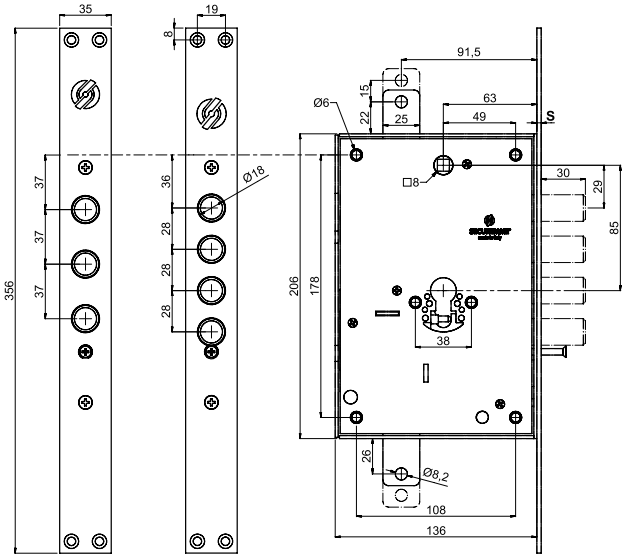

2613XCR0328TXX

2613XCR0337TXX

Serratura per doppio cilindro europeo. Serratura superiore 3 mandate, corsa 30 mm, 4 catenacci Ø 18 mm con interasse 28 mm oppure 3 catenacci Ø 18 mm con interasse 37 mm. Serratura inferiore a cilindro europeo, 1 catenaccio Ø 18 mm, 2 mandate corsa 20 mm. Fissaggio laterale, planare e infilare. Chiusura triplice. Entrata chiave e maniglia 63 mm. Serratura destra, sinistra, spingere o tirare. Scrocco reversibile Ø 20 mm azionato da chiave e quadro maniglia 8 mm. A serratura chiusa la maniglia non sgancia lo scrocco. Fissaggio cilindro con attacco Securemme. UNI EN 12209 in classe 7 abbinata a piastra antitrapano Securemme.

European cylinder lock. *Main lock 3 turns, bolts stroke 30 mm. 4 bolts Ø 18 mm with interspace 28 mm or 3 bolts Ø 18 mm with interspace 37 mm. Service lock with European cylinder, 1 bolt Ø 18 mm 2 turns bolts stroke 20 mm. Mortice, lateral or planar fixing. 3 locking points. Key and handle entrance 63 mm. Lock right, left, push or pull. Reversible Ø 20 mm latch operated by key and 8 mm handle square. When locked, the handle does not unhook the latch. Cylinder with Securemme fixing. UNI EN 12209 Class 7 in combination with anti-drilling plate Securemme.*

FISSAGGIO PLANARE/LATERALE I *PLANAR/LATERAL FIXING*

Mano destra (D) o spingere (R) * *Right hand (D) or push (R)*	Mano sinistra (S) o tirare (L) * *Left hand (S) or pull (L)*	Sporgenza pistoni (S) *Projection bolts (S)*	Interasse *Interspace*	*	g
263 1 D CR0328CXX	263 1 S CR0328CXX	3 mm	28 mm	5	2746
263 1 D CR0628CXX	263 1 S CR0628CXX	6 mm	28 mm	5	2796
263 1 D CR1328CXX	263 1 S CR1328CXX	13 mm	28 mm	5	2894
263 1 D CR4328CXX	263 1 S CR4328CXX	43 mm	28 mm	5	3264
263 1 D CR0337CXX	263 1 S CR0337CXX	3 mm	37 mm	5	2646
263 1 D CR0637CXX	263 1 S CR0637CXX	6 mm	37 mm	5	2696
263 1 D CR1337CXX	263 1 S CR1337CXX	13 mm	37 mm	5	2794
263 1 D CR4337CXX	263 1 S CR4337CXX	43 mm	37 mm	5	3164

* Per ordinare l'articolo con mano R/L
To order the R/L lock
2631 R CR0328CXX

* Per ordinare l'articolo in confezione industriale (**- 1 €**)
*To order the lock in industrial packaging (**- 1 €**)*
263 0 DCR0328CXX = **76 €**

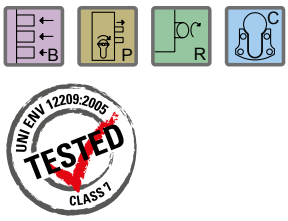

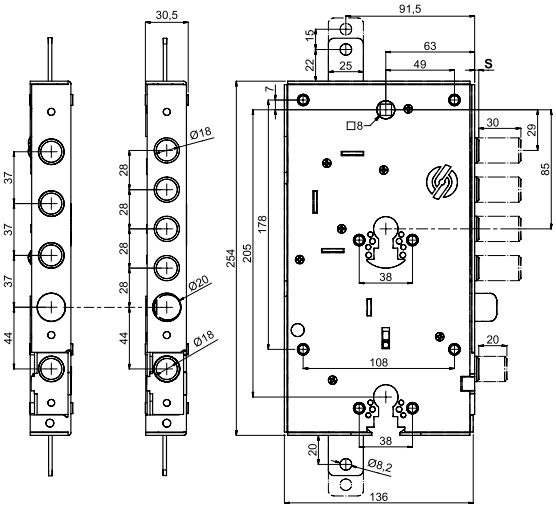

2631DCR0328CXX

2631DCR0337CXX

FISSAGGIO AD INFILARE I *MORTICE FIXING*

Mano destra (D) o spingere (R) * *Right hand (D) or push (R)*	Mano sinistra (S) o tirare (L) * *Left hand (S) or pull (L)*	Sporgenza pistoni (S) *Projection bolts (S)*	Interasse *Interspace*	*	g
263 3 D CR0328CXX	263 3 S CR0328CXX	-	28 mm	5	3251
263 3 D CR0337CXX	263 3 S CR0337CXX	-	37 mm	5	3151

* Per ordinare l'articolo con mano R/L
To order the R/L lock
2633 R CR0328CXX

* Confezione singola di serie
Single packing as standard supply

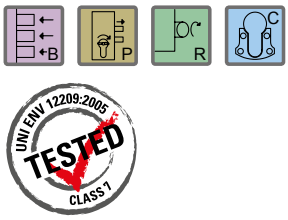

FRONTALE INOX
INOX FRONTAL

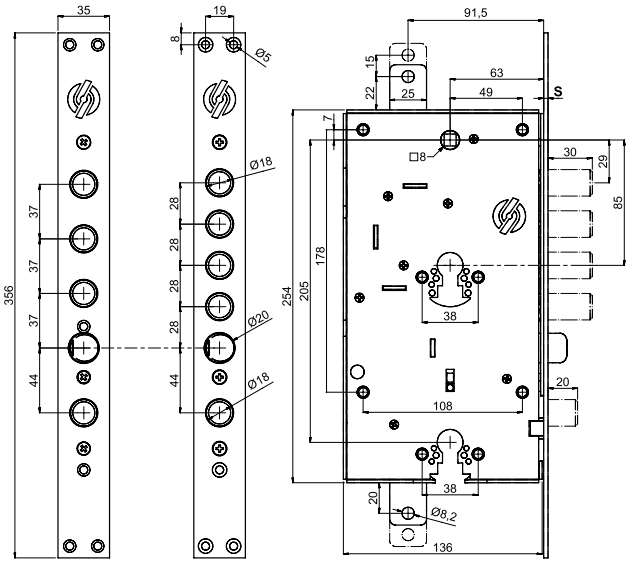

2633DCR0328CXX

2633DCR0337CXX

Serratura per doppio cilindro europeo con blocco Securtina. In caso di estrazione forzata o rottura del cilindro si attiva il blocco Securtina impedendo ai malintenzionati l'apertura della serratura. Serratura superiore 3 mandate, corsa 30 mm, 4 catenacci Ø 18 mm con interasse 28 mm oppure 3 catenacci Ø 18 mm con interasse 37 mm. Serratura inferiore a cilindro europeo, 1 catenaccio Ø 18 mm, 2 mandate corsa 20 mm. Fissaggio laterale, planare e infilare. Chiusura triplice. Entrata chiave e maniglia 63 mm. Serratura destra, sinistra, spingere o tirare. Scrocco reversibile Ø 20 mm azionato da chiave e quadro maniglia 8 mm. A serratura chiusa la maniglia non sgancia lo scrocco. Fissaggio cilindro con vite di testa. UNI EN 12209 in classe 7 abbinata a piastra antitrapano Securemme.

***Double European cylinder lock with Securtina block**. The device (Securtina) is activated in case of forced extraction or break of the cylinder thus preventing thieves from opening the lock. Main lock 3 turns, bolts stroke 30 mm. 4 bolts Ø 18 mm with interspace 28 mm or 3 bolts Ø 18 mm with interspace 37 mm. Service lock with European cylinder, 1 bolt Ø 18 mm 2 turns bolts stroke 20 mm. Mortice, lateral or planar fixing. 3 locking points. Key and handle entrance 63 mm. Lock right, left, push or pull. Reversible Ø 20 mm latch operated by key and 8 mm handle square. When locked, the handle does not unhook the latch. Cylinder fixing with frontal screw. UNI EN 12209 Class 7 in combination with anti-drilling plate Securemme.*

FISSAGGIO PLANARE/LATERALE I *PLANAR/LATERAL FIXING*

Mano destra (D) o spingere (R) * *Right hand (D) or push (R)*	Mano sinistra (S) o tirare (L) * *Left hand (S) or pull (L)*	Sporgenza pistoni (S) *Projection bolts (S)*	Interasse *Interspace*	*	g
263 1 D CR0328TXX	263 1 S CR0328TXX	3 mm	28 mm	5	2854
263 1 D CR0628TXX	263 1 S CR0628TXX	6 mm	28 mm	5	2904
263 1 D CR1328TXX	263 1 S CR1328TXX	13 mm	28 mm	5	3002
263 1 D CR4328TXX	263 1 S CR4328TXX	43 mm	28 mm	5	3372
263 1 D CR0337TXX	263 1 S CR0337TXX	3 mm	37 mm	5	2754
263 1 D CR0637TXX	263 1 S CR0637TXX	6 mm	37 mm	5	2804
263 1 D CR1337TXX	263 1 S CR1337TXX	13 mm	37 mm	5	2902
263 1 D CR4337TXX	263 1 S CR4337TXX	43 mm	37 mm	5	3272

* Per ordinare l'articolo con mano R/L
To order the R/L lock
2631 R CR0328TXX

* Per ordinare l'articolo in confezione industriale (**- 1 €**)
*To order the lock in industrial packaging (**- 1 €**)*
263 0 DCR0328TXX = **81 €**

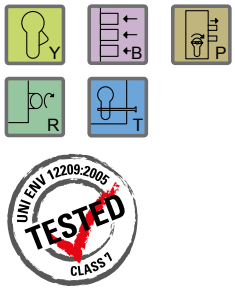

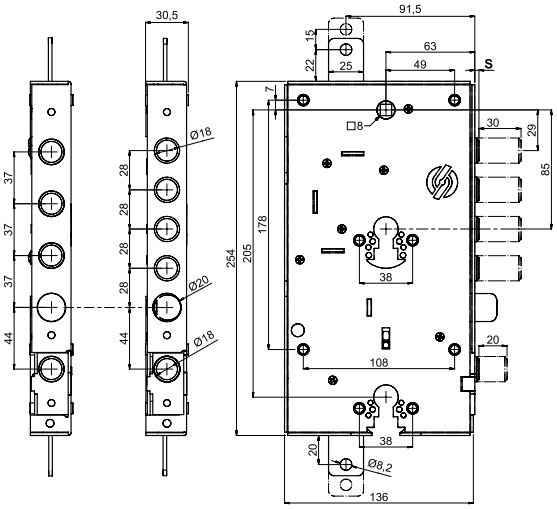

2631DCR0328TXX

2631DCR0337TXX

FISSAGGIO AD INFILARE I *MORTICE FIXING*

Mano destra (D) o spingere (R) * *Right hand (D) or push (R)*	Mano sinistra (S) o tirare (L) * *Left hand (S) or pull (L)*	Sporgenza pistoni (S) *Projection bolts (S)*	Interasse *Interspace*	*	g
263 3 D CR0328TXX	263 3 S CR0328TXX	-	28 mm	5	3359
263 3 D CR0337TXX	263 3 S CR0337TXX	-	37 mm	5	3259

* Per ordinare l'articolo con mano R/L
To order the R/L lock
2633 R CR0328TXX

* Confezione singola di serie
Single packing as standard supply

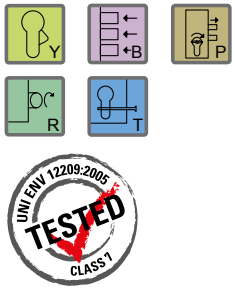

FRONTALE INOX
INOX FRONTAL

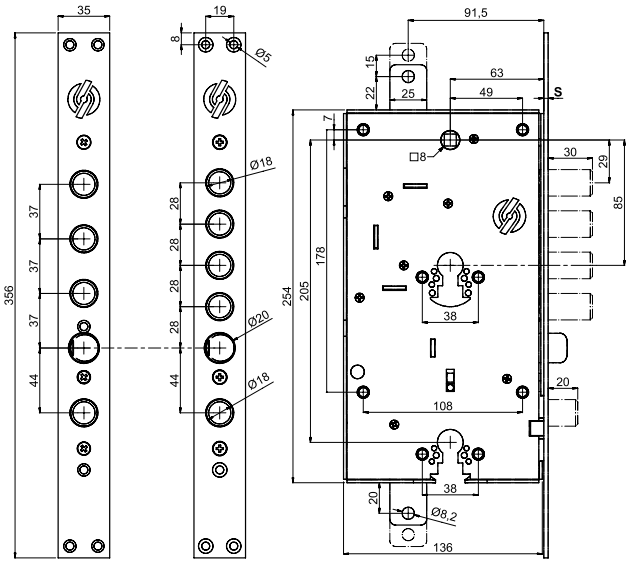

2633DCR0328TXX

2633DCR0337TXX

Serratura multifunzione per doppio cilindro europeo e limitatore. Serratura superiore 3 mandate corsa 30 mm. 4 catenacci Ø 18 mm con interasse 28 mm oppure 3 catenacci Ø 18 mm con interasse 37 mm. Serratura inferiore a cilindro europeo, 1 catenaccio Ø 18 mm 2 mandate corsa 20 mm che aziona sulla prima mandata il limitatore di apertura regolabile. Fissaggio laterale, planare e infilare. Chiusura triplice. Entrata chiave e maniglia 63 mm. Serratura destra, sinistra, spingere o tirare. Scrocco reversibile Ø 20 mm azionato da chiave e quadro maniglia 8 mm. A serratura chiusa la maniglia non sgancia lo scrocco. Fissaggio cilindro con attacco Securemme. UNI EN 12209 in classe 7 abbinata a piastra antitrapano Securemme.

Multifunctional lock for double European cylinder and limiting device. *Main lock 3 turns, bolts stroke 30 mm. 4 bolts Ø 18 mm with interspace 28 mm or 3 bolts Ø 18 mm with interspace 37 mm. Service lock with European cylinder, 1 bolt Ø 18 mm 2 turns bolts stroke 20 mm that operates the adjustable limiting device on the first turn. Mortice, lateral or planar fixing. 3 locking points. Key and handle entrance 63 mm. Lock right, left, push or pull. Reversible Ø 20 mm latch operated by key and 8 mm handle square. When locked, the handle does not unhook the latch. Cylinder with Securemme fixing. UNI EN 12209 Class 7 in combination with anti-drilling plate Securemme.*

FISSAGGIO PLANARE/LATERALE I *PLANAR/LATERAL FIXING*

Mano destra (D) o spingere (R) * *Right hand (D) or push (R)*	Mano sinistra (S) o tirare (L) * *Left hand (S) or pull (L)*	Sporgenza pistoni (S) *Projection bolts (S)*	Interasse *Interspace*	*	g
264 1 D CR0328CXX	264 1 S CR0328CXX	3 mm	28 mm	5	2746
264 1 D CR0628CXX	264 1 S CR0628CXX	6 mm	28 mm	5	2796
264 1 D CR1328CXX	264 1 S CR1328CXX	13 mm	28 mm	5	2894
264 1 D CR4328CXX	264 1 S CR4328CXX	43 mm	28 mm	5	3264
264 1 D CR0337CXX	264 1 S CR0337CXX	3 mm	37 mm	5	2646
264 1 D CR0637CXX	264 1 S CR0637CXX	6 mm	37 mm	5	2696
264 1 D CR1337CXX	264 1 S CR1337CXX	13 mm	37 mm	5	2794
264 1 D CR4337CXX	264 1 S CR4337CXX	43 mm	37 mm	5	3164

* Per ordinare l'articolo con mano R/L
To order the R/L lock
2641 R CR0328CXX

* Per ordinare l'articolo in confezione industriale (**- 1 €**)
*To order the lock in industrial packaging (**- 1 €**)*
264 0 DCR0328CXX = 83 €

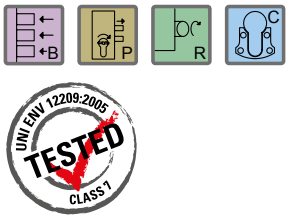

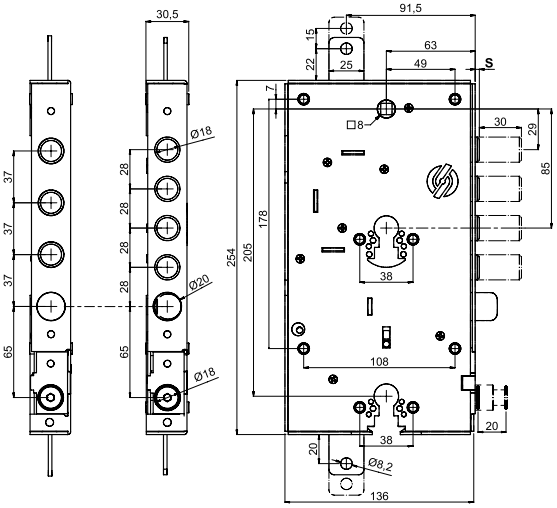

2641DCR0328CXX

2641DCR0337CXX

FISSAGGIO AD INFILARE I *MORTICE FIXING*

Mano destra (D) o spingere (R) * *Right hand (D) or push (R)*	Mano sinistra (S) o tirare (L) * *Left hand (S) or pull (L)*	Sporgenza pistoni (S) *Projection bolts (S)*	Interasse *Interspace*	*	g
264 3 D CR0328CXX	264 3 S CR0328CXX	-	28 mm	5	3056
264 3 D CR0337CXX	264 3 S CR0337CXX	-	37 mm	5	2956

* Per ordinare l'articolo con mano R/L
To order the R/L lock
2643 R CR0328CXX

* Confezione singola di serie
Single packing as standard supply

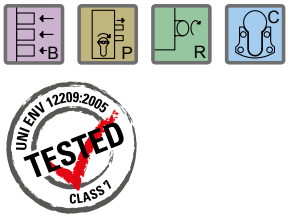

FRONTALE INOX
INOX FRONTAL

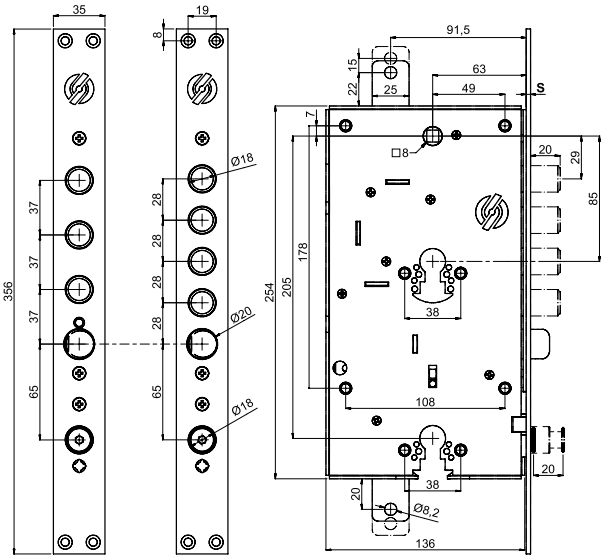

2643DCR0328CXX

2643DCR0337CXX

Serratura multifunzione per doppio cilindro europeo con blocco Securtina e limitatore. In caso di estrazione forzata o rottura del cilindro si attiva il blocco Securtina impedendo ai malintenzionati l'apertura della serratura. Serratura superiore 3 mandate corsa 30 mm. 4 catenacci Ø 18 mm con interasse 28 mm oppure 3 catenacci Ø 18 mm con interasse 37 mm. Serratura inferiore a cilindro europeo, 1 catenaccio Ø 18 mm 2 mandate corsa 20 mm. che aziona sulla prima mandata il limitatore di apertura regolabile. Fissaggio laterale, planare e infilare. Chiusura triplice. Entrata chiave e maniglia 63 mm. Serratura destra, sinistra, spingere o tirare. Scrocco reversibile Ø 20 mm azionato da chiave e quadro maniglia 8 mm. A serratura chiusa la maniglia non sgancia lo scrocco. Fissaggio cilindro con vite di testa. UNI EN 12209 in classe 7 abbinata a piastra antitrapano Securemme.

Multifunctional lock for double European cylinder with Securtina block and limiting device. *The device Securtina is activated in case of forced extraction or break of the cylinder thus preventing thieves from opening the lock. Main lock 3 turns, bolts stroke 30 mm. 4 bolts Ø 18 mm with interspace 28 mm or 3 bolts Ø 18 mm with interspace 37 mm. Service lock with European cylinder, 1 bolt Ø 18 mm 2 turns bolts stroke 20 mm that operates the adjustable limiting device on the first turn. Mortice, lateral or planar fixing. 3 locking points. Key and handle entrance 63 mm. Lock right, left, push or pull. Reversible Ø 20 mm latch operated by key and 8 mm handle square. When locked, the handle does not unhook the latch. Cylinder fixing with frontal screw. UNI EN 12209 Class 7 in combination with anti-drilling plate Securemme.*

FISSAGGIO PLANARE/LATERALE I *PLANAR/LATERAL FIXING*

Mano destra (D) o spingere (R) * *Right hand (D) or push (R)*	Mano sinistra (S) o tirare (L) * *Left hand (S) or pull (L)*	Sporgenza pistoni (S) *Projection bolts (S)*	Interasse *Interspace*	*	g
264 1 D CR0328TXX	264 1 S CR0328TXX	3 mm	28 mm	5	2854
264 1 D CR0628TXX	264 1 S CR0628TXX	6 mm	28 mm	5	2904
264 1 D CR1328TXX	264 1 S CR1328TXX	13 mm	28 mm	5	3002
264 1 D CR4328TXX	264 1 S CR4328TXX	43 mm	28 mm	5	3372
264 1 D CR0337TXX	264 1 S CR0337TXX	3 mm	37 mm	5	2754
264 1 D CR0637TXX	264 1 S CR0637TXX	6 mm	37 mm	5	2804
264 1 D CR1337TXX	264 1 S CR1337TXX	13 mm	37 mm	5	2902
264 1 D CR4337TXX	264 1 S CR4337TXX	43 mm	37 mm	5	3272

* Per ordinare l'articolo con mano R/L
To order the R/L lock
2641 R CR0328TXX

* Per ordinare l'articolo in confezione industriale (**- 1 €**)
*To order the lock in industrial packaging (**- 1 €**)*
264 0 DCR0328TXX = 88 €

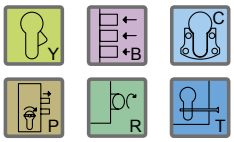

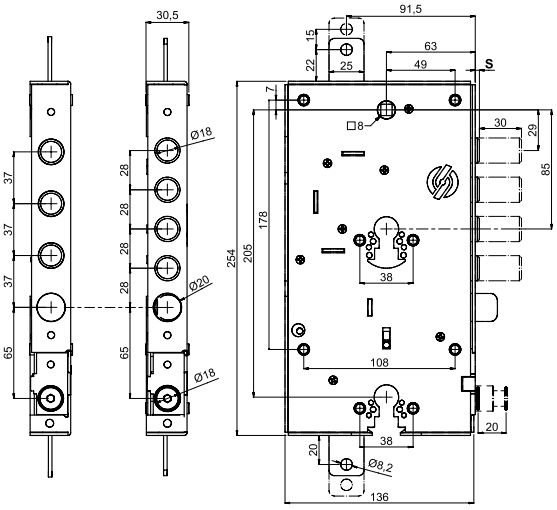

2641DCR0328TXX

2641DCR0337TXX

FISSAGGIO AD INFILARE I *MORTICE FIXING*

Mano destra (D) o spingere (R) * *Right hand (D) or push (R)*	Mano sinistra (S) o tirare (L) * *Left hand (S) or pull (L)*	Sporgenza pistoni (S) *Projection bolts (S)*	Interasse *Interspace*	*	g
264 3 D CR0328TXX	264 3 S CR0328TXX	-	28 mm	5	3164
264 3 D CR0337TXX	264 3 S CR0337TXX	-	37 mm	5	3064

* Per ordinare l'articolo con mano R/L
To order the R/L lock
2643 R CR0328CXX

* Confezione singola di serie
Single packing as standard supply

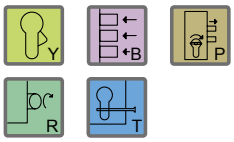

FRONTALE INOX
INOX FRONTAL

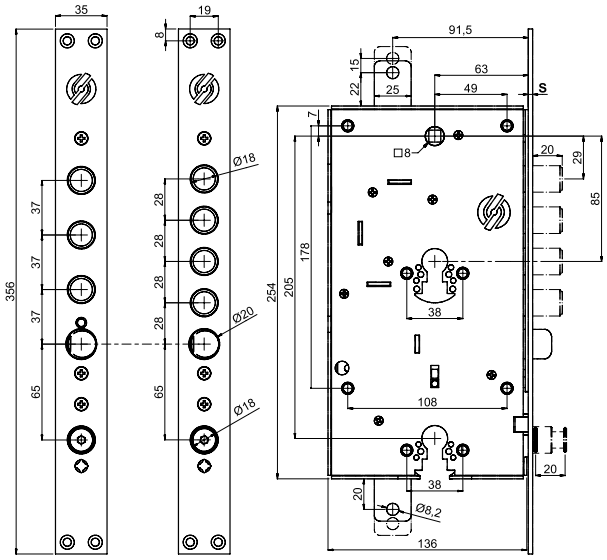

2643DCR0328TXX

2643DCR0337TXX



Serrature serie 26 con meccanismo a ingranaggi a cilindro europeo. Scrocco reversibile Ø 20 azionato da chiave e quadro maniglia 8 mm.

Locks line 26 with European cylinder gears mechanism. Reversible latch Ø 20 mm driven by key and handle square 8 mm.

LEGENDA LOGHI I *LOGOS LEGEND*

SERRATURA A CILINDRO
CYLINDER LOCK

IL CATENACCIO DELLA SERRATURA È MOVIMENTATO DALLA CHIAVE
THE BOLT OF THE LOCK IS ACTIVATED BY KEY

FISSAGGIO CILINDRO CON VITE DI TESTA
CYLINDER FIXING WITH FRONTAL SCREW

FISSAGGIO CILINDRO CON ATTACCO SECUREMME
SECUREMME CYLINDER FIXING

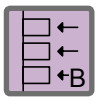

RINFORZO AL CATENACCIO
REINFORCED BOLT

SERRATURA A INGRANAGGI
GEARS LOCK

LEGENDA FINITURE I *FINISHES LEGEND*

Cromata
Chromed

ESEMPIO COMPOSIZIONE CODICE 2653SCR0328TXX | *CODING EXAMPLE 2653SCR0328TXX*

Modello
Model

265
266
268
269

Predisposizione al fissaggio
Fixing predisposition

0 Planare con 4 bussole e laterale predisposta fori filettati M6
Planar with 4 hubs and lateral arranged holes screwed M6
1 Planare con 4 bussole e laterale predisposta fori filettati M6
Planar with 4 hubs and lateral arranged holes screwed M6
3 Infilare completa di frontale predisposta planare e laterale
Mortice with frontal arranged planar and lateral

Confezione industriale
Industrial packaging

Confezione singola
Single packaging

Mano d'apertura porta
Opening door hand

D Spingere destra | *Push right*
S Spingere sinistra | *Push left*
R Tirare destra | *Pull right*
L Tirare sinistra | *Pull left*

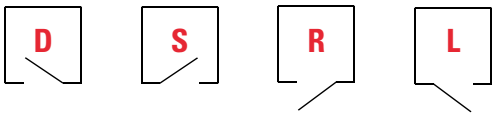

Tutte le serrature sono reversibili. Nell'ordine se non specificato la serratura viene fornita di serie sinistra.
All locks are reversible. If not specified in order lock will be supplied left-hand.

Finitura pistoni
Finishing bolts

CR Cromo | *Chrome*

Sporgenza pistoni
Projection bolts

03 STANDARD: i pistoni sporgono a 3 mm per modello planare e laterale. Per modello frontale i pistoni sono a filo
STANDARD: projection of bolts 3 mm for planar and lateral model. No projection of pistons for mortice model
13 Pistoni sporgono 13 mm | *Projection of bolts 13 mm*
06 Pistoni sporgono 6 mm | *Projection of bolts 6 mm*
43 Pistoni sporgono 43 mm | *Projection of bolts 43 mm*

Interasse pistoni
Interspace bolts

28 28 mm
37 37 mm

Tipo fissaggio del cilindro
Cylinder fixing type

GXX Con attacco Securemme | *Securemme fixing*

TXX Vite di testa | *Fixing with frontal screw*

Serratura per cilindro europeo con movimento ad ingranaggi. Chiusura triplice, corsa 30 mm. Entrata chiave e maniglia 63 mm. Serratura destra, sinistra, spingere o tirare con scrocco reversibile Ø 20 mm azionato da chiave e quadro maniglia 8 mm. 4 catenacci Ø 18 mm con interasse 28 mm o 3 catenacci interasse 37 mm. Fissaggio infilare, laterale, planare. A serratura chiusa la maniglia non sgancia lo scrocco. Disponibile fissaggio cilindro con attacco Securemme (**GXX**) e fissaggio con vite di testa (**TXX**).

European cylinder lock with gears mechanism. *3 locking points, bolts stroke 30 mm. Key and handle entrance 63 mm. Lock right, left, push or pull with reversible Ø 20 mm latch operated by key and 8 mm handle square. 4 bolts Ø 18 mm with interspace 28 mm or 3 bolts Ø 18 mm with interspace 37 mm. Mortice, lateral or planar fixing. When locked, the handle does not unhook the latch. Available with Securemme cylinder fixing (**GXX**) and frontal screw fixing (**TXX**).*

FISSAGGIO PLANARE/LATERALE I *PLANAR/LATERAL FIXING*

Mano destra (D) *Right hand (D)* *	g	Mano destra (D) *Right hand (D)* *	g	Sporgenza pistoni (S) *Projection bolts (S)*	Interasse *Interspace*	*
265 1 D CR0328GXX	2458	265 1 D CR0328TXX	2560	3 mm	28 mm	5
265 1 D CR0628GXX	2508	265 1 D CR0628TXX	2610	6 mm	28 mm	5
265 1 D CR1328GXX	2606	265 1 D CR1328TXX	2708	13 mm	28 mm	5
265 1 D CR4328GXX	2976	265 1 D CR4328TXX	3078	43 mm	28 mm	5
265 1 D CR0337GXX	2358	265 1 D CR0337TXX	2460	3 mm	37 mm	5
265 1 D CR0637GXX	2408	265 1 D CR0637TXX	2510	6 mm	37 mm	5
265 1 D CR1337GXX	2506	265 1 D CR1337TXX	2608	13 mm	37 mm	5
265 1 D CR4337GXX	2876	265 1 D CR4337TXX	2978	43 mm	37 mm	5

* Per ordinare l'articolo con mano S/R/L
To order the S/R/L lock
2651 R CR0328GXX

* Per ordinare l'articolo in confezione industriale (**- 1 €**)
*To order the lock in industrial packaging (**- 1 €**)*
265 0 DCR0328GXX = 64 €

P R C = GXX T = TXX

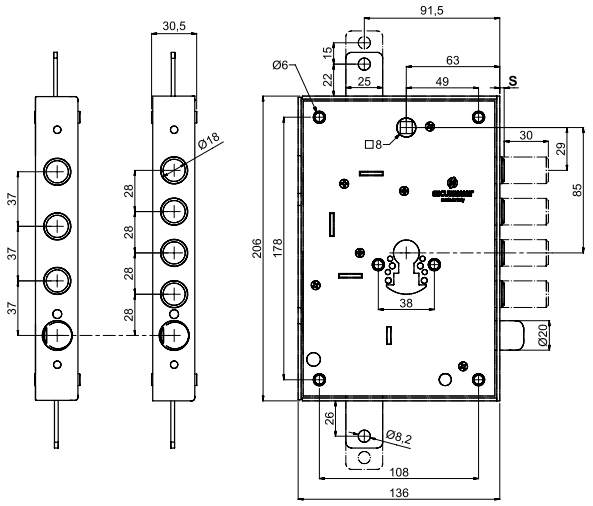

2651DCR0328GXX

2651DCR0337GXX

FISSAGGIO AD INFILARE I *MORTICE FIXING*

Mano destra (D) *Right hand (D)* *	g	Mano destra (D) *Right hand (D)* *	g	Sporgenza pistoni (S) *Projection bolts (S)*	Interasse *Interspace*	*
265 3 D CR0328GXX	2922	265 3 D CR0328TXX	3024	-	28 mm	5
265 3 D CR0337GXX	2822	265 3 D CR0337TXX	2924	-	37 mm	5

* Per ordinare l'articolo con mano S/R/L
To order the S/R/L lock
2653 R CR0328GXX

* Confezione singola di serie
Single packing as standard supply

P R C = GXX T = TXX

FRONTALE INOX
INOX FRONTAL

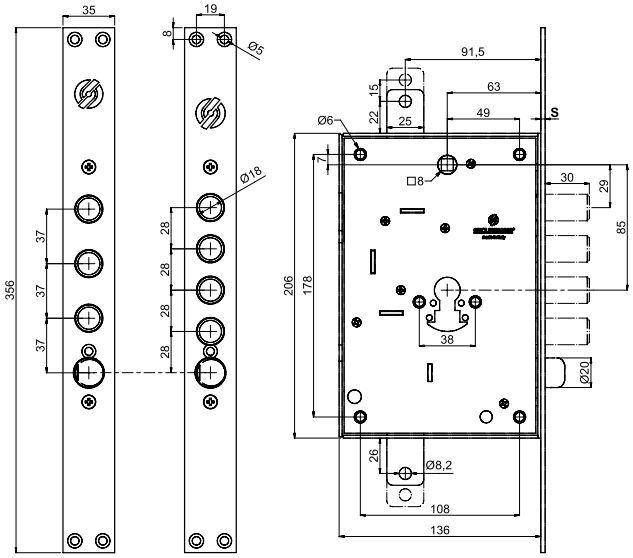

2653DCR0328GXX

2653DCR033GXX

Serratura per cilindro europeo con movimento ad ingranaggi. Chiusura triplice, corsa 30 mm. Entrata chiave 63 mm. **Serratura senza scrocco** destra, sinistra. 4 catenacci Ø 18 mm con interasse 28 mm o 3 catenacci interasse 37 mm. Fissaggio infilare, laterale, planare. Disponibile fissaggio cilindro con attacco Securemme (**GXX**) e fissaggio con vite di testa (**TXX**).

European cylinder lock with gears mechanism. *3 locking points, bolts stroke 30 mm. Key and handle entrance 63 mm.* ***Lock without latch*** *right, left. 4 bolts Ø 18 mm with interspace 28 mm or 3 bolts Ø 18 mm with interspace 37 mm. Mortice, lateral or planar fixing. Available with Securemme cylinder fixing (**GXX**) and frontal screw fixing (**TXX**).*

FISSAGGIO PLANARE/LATERALE I *PLANAR/LATERAL FIXING*

Mano destra (D) *Right hand (D)* *	g	Mano destra (D) *Right hand (D)* *	g	Sporgenza pistoni (S) *Projection bolts (S)*	Interasse *Interspace*	*
266 1 D CR0328GXX	2100	266 1 D CR0328TXX	2208	3 mm	28 mm	5
266 1 D CR0628GXX	2150	266 1 D CR0628TXX	2258	6 mm	28 mm	5
266 1 D CR1328GXX	2248	266 1 D CR1328TXX	2356	13 mm	28 mm	5
266 1 D CR4328GXX	2618	266 1 D CR4328TXX	2726	43 mm	28 mm	5
266 1 D CR0337GXX	2000	266 1 D CR0337TXX	2108	3 mm	37 mm	5
266 1 D CR0637GXX	2050	266 1 D CR0637TXX	2158	6 mm	37 mm	5
266 1 D CR1337GXX	2148	266 1 D CR1337TXX	2256	13 mm	37 mm	5
266 1 D CR4337GXX	2518	266 1 D CR4337TXX	2626	43 mm	37 mm	5

* Per ordinare l'articolo con mano S
To order the S lock
2661 S CR0328GXX

* Per ordinare l'articolo in confezione industriale (**- 1 €**)
*To order the lock in industrial packaging (**- 1 €**)*
266 0 DCR0328GXX = 61 €

P R C = GXX T = TXX

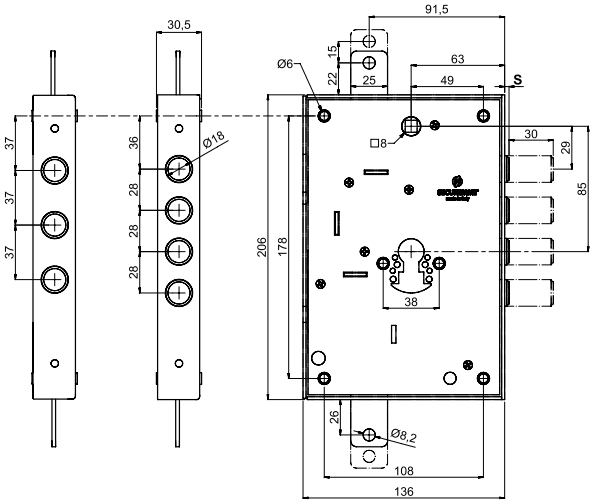

2661DCR0328GXX

2661DCR0337GXX

FISSAGGIO AD INFILARE I *MORTICE FIXING*

Mano destra (D) *Right hand (D)* *	g	Mano destra (D) *Right hand (D)* *	g	Sporgenza pistoni (S) *Projection bolts (S)*	Interasse *Interspace*	*
266 3 D CR0328GXX	2564	266 3 D CR0328TXX	2672	-	28 mm	5
266 3 D CR0337GXX	2464	266 3 D CR0337TXX	2572	-	37 mm	5

* Per ordinare l'articolo con mano S
To order the S lock
2663 S CR0328GXX

* Confezione singola di serie
Single packing as standard supply

P R C = GXX T = TXX

FRONTALE INOX
INOX FRONTAL

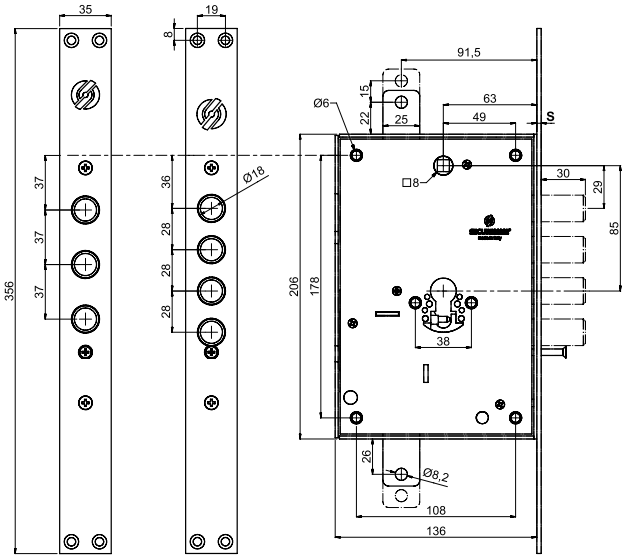

2663DCR0328GXX

2663DCR0337GXX

Serratura per doppio cilindro europeo con movimento ad ingranaggi. Serratura superiore corsa 30 mm, 4 catenacci Ø 18 mm con interasse 28 mm oppure 3 catenacci Ø 18 mm con interasse 37 mm. Serratura inferiore a cilindro europeo, 1 catenaccio Ø 18 mm, 2 mandate corsa 20 mm. Fissaggio laterale, planare e infilare. Chiusura triplice. Entrata chiave e maniglia 63 mm. Serratura destra, sinistra, spingere o tirare. Scrocco reversibile Ø 20 mm azionato da chiave e quadro maniglia 8 mm. A serratura chiusa la maniglia non sgancia lo scrocco. Disponibile fissaggio cilindro con attacco Securemme (**GXX**) e fissaggio con vite di testa (**TXX**).

Double European cylinder lock with gears mechanism. *Main lock bolts stroke 30 mm, 4 bolts Ø 18 mm with interspace 28 mm or 3 bolts Ø 18 mm with interspace 37 mm. Service lock with European cylinder, 1 bolt Ø 18 mm 2 turns bolts stroke 20 mm. Mortice, lateral or planar fixing. 3 locking points. Key and handle entrance 63 mm. Lock right, left, push or pull. Reversible Ø 20 mm latch operated by key and 8 mm handle square. When locked, the handle does not unhook the latch. Available with Securemme cylinder fixing (**GXX**) and frontal screw fixing (**TXX**).*

FISSAGGIO PLANARE/LATERALE I *PLANAR/LATERAL FIXING*

Mano destra (D) *Right hand (D)* *	g	Mano destra (D) *Right hand (D)* *	g	Sporgenza pistoni (S) *Projection bolts (S)*	Interasse *Interspace*	*
268 1 D CR0328GXX	2918	268 1 D CR0328TXX	3026	3 mm	28 mm	5
268 1 D CR0628GXX	2965	268 1 D CR0628TXX	3076	6 mm	28 mm	5
268 1 D CR1328GXX	3066	268 1 D CR1328TXX	3174	13 mm	28 mm	5
268 1 D CR4328GXX	3434	268 1 D CR4328TXX	3544	43 mm	28 mm	5
268 1 D CR0337GXX	2818	268 1 D CR0337TXX	2926	3 mm	37 mm	5
268 1 D CR0637GXX	2865	268 1 D CR0637TXX	2976	6 mm	37 mm	5
268 1 D CR1337GXX	2966	268 1 D CR1337TXX	3074	13 mm	37 mm	5
268 1 D CR4337GXX	3334	268 1 D CR4337TXX	3444	43 mm	37 mm	5

* Per ordinare l'articolo con mano S/R/L
To order the S/R/L lock
2681 R CR0328GXX

* Per ordinare l'articolo in confezione industriale (**- 1 €**)
*To order the lock in industrial packaging (**- 1 €**)*
268 0 DCR0328GXX = 84 €

P R

C = GXX T = TXX

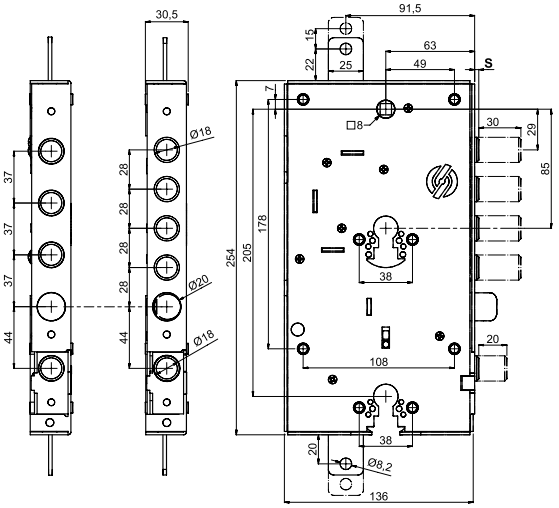

2681DCR0328GXX

2681DCR0337GXX

FISSAGGIO AD INFILARE I *MORTICE FIXING*

Mano destra (D) *Right hand (D)* *	g	Mano destra (D) *Right hand (D)* *	g	Sporgenza pistoni (S) *Projection bolts (S)*	Interasse *Interspace*	*
268 3 D CR0328GXX	3423	268 3 D CR0328TXX	3531	-	28 mm	5
268 3 D CR0337GXX	3323	268 3 D CR0337TXX	3431	-	37 mm	5

* Per ordinare l'articolo con mano S/R/L
To order the S/R/L lock
2683 R CR0328GXX

* Confezione singola di serie
Single packing as standard supply

P R

C = GXX T = TXX

FRONTALE INOX
INOX FRONTAL

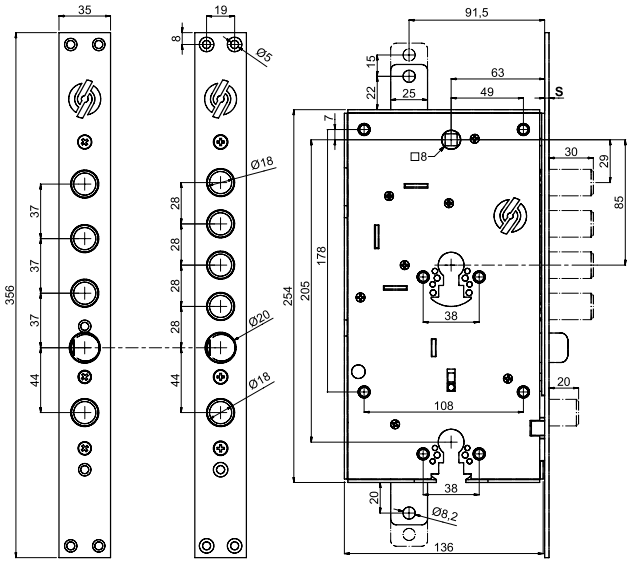

2683DCR0328GXX

2683DCR033GXX

Serratura multifunzione per doppio cilindro europeo e limitatore con movimento ad ingranaggi. Serratura superiore corsa 30 mm. 4 catenacci Ø 18 mm con interasse 28 mm oppure 3 catenacci Ø 18 mm con interasse 37 mm. Serratura inferiore a cilindro europeo, 1 catenaccio Ø 18 mm 2 mandate corsa 20 mm che aziona sulla prima mandata il limitatore di apertura regolabile. Fissaggio laterale, planare e infilare. Chiusura triplice. Entrata chiave e maniglia 63 mm. Serratura destra, sinistra, spingere o tirare. Scrocco reversibile Ø 20 mm azionato da chiave e quadro maniglia 8 mm. A serratura chiusa la maniglia non sgancia lo scrocco. Disponibile fissaggio cilindro con attacco Securemme (**GXX**) e fissaggio con vite di testa (**TXX**).

Multifunctional lock for double European cylinder and limiting device with gears mechanism. *Main lock bolts stroke 30 mm. 4 bolts Ø 18 mm with interspace 28 mm or 3 bolts Ø 18 mm with interspace 37 mm. Service lock with European cylinder, 1 bolt Ø 18 mm 2 turns bolts stroke 20 mm that operates the adjustable limiting device on the first turn. Mortice, lateral or planar fixing. 3 locking points. Key and handle entrance 63 mm. Lock right, left, push or pull. Reversible Ø 20 mm latch operated by key and 8 mm handle square. When locked, the handle does not unhook the latch. Available with Securemme cylinder fixing (**GXX**) and frontal screw fixing (**TXX**).*

FISSAGGIO PLANARE/LATERALE I *PLANAR/LATERAL FIXING*

Mano destra (D) *Right hand (D)* *	g	Mano destra (D) *Right hand (D)* *	g	Sporgenza pistoni (S) *Projection bolts (S)*	Interasse *Interspace*	*
269 1 D CR0328GXX	2918	269 1 D CR0328TXX	3026	3 mm	28 mm	5
269 1 D CR0628GXX	2965	269 1 D CR0628TXX	3076	6 mm	28 mm	5
269 1 D CR1328GXX	3066	269 1 D CR1328TXX	3174	13 mm	28 mm	5
269 1 D CR4328GXX	3434	269 1 D CR4328TXX	3544	43 mm	28 mm	5
269 1 D CR0337GXX	2818	269 1 D CR0337TXX	2926	3 mm	37 mm	5
269 1 D CR0637GXX	2865	269 1 D CR0637TXX	2976	6 mm	37 mm	5
269 1 D CR1337GXX	2966	269 1 D CR1337TXX	3074	13 mm	37 mm	5
269 1 D CR4337GXX	3334	269 1 D CR4337TXX	3444	43 mm	37 mm	5

* Per ordinare l'articolo con mano S/R/L
To order the S/R/L lock
2691 R CR0328GXX

* Per ordinare l'articolo in confezione industriale (**- 1 €**)
*To order the lock in industrial packaging (**- 1 €**)*
269 0 DCR0328GXX = 91 €

P R
C = GXX T = TXX

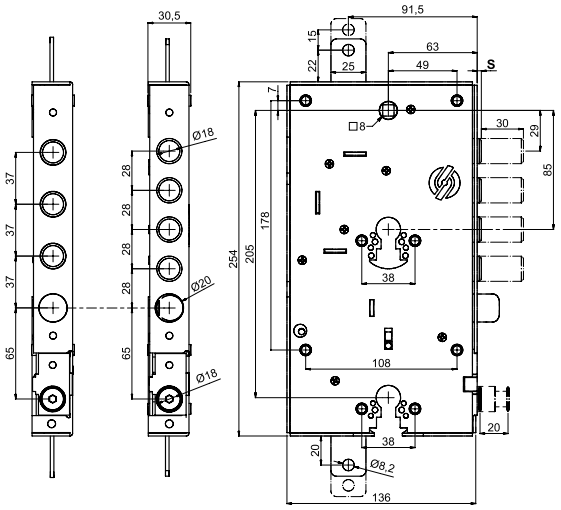

2691DCR0328GXX

2691DCR0337GXX

FISSAGGIO AD INFILARE I *MORTICE FIXING*

Mano destra (D) *Right hand (D)* *	g	Mano destra (D) *Right hand (D)* *	g	Sporgenza pistoni (S) *Projection bolts (S)*	Interasse *Interspace*	*
269 3 D CR0328GXX	3423	269 3 D CR0328TXX	3531	-	28 mm	5
269 3 D CR0337GXX	3323	269 3 D CR0337TXX	3431	-	37 mm	5

* Per ordinare l'articolo con mano S/R/L
To order the S/R/L lock
2693 R CR0328GXX

* Confezione singola di serie
Single packing as standard supply

P R
C = GXX T = TXX

FRONTALE INOX
INOX FRONTAL

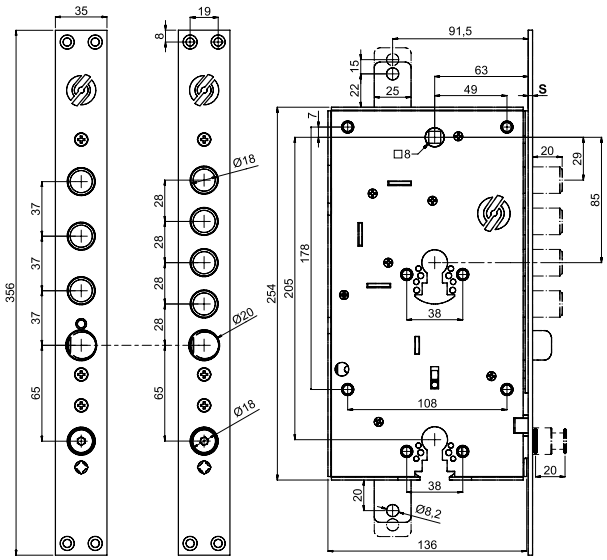

2693DCR0328GXX

2693DCR0337GXX

SERRATURE A FASCIA RINFORZATA
REINFOCED TOTAL LOCKS

Serratura a fascia rinforzata per porte blindate con cuore a doppia mappa SECURMAP o a Cilindro Europeo. Completa di deviatori superiori, inferiori, un limitatore di apertura e aste. Un unico articolo per ridurre i tempi di montaggio.

Reinforced total lock with double ward SECURMAP or European cylinder heart. Endowed with upper and lower switches, 1 limiting device and rods. Completed article to reduce assembly time.

LEGENDA LOGHI I *LOGOS LEGEND*

Y — SERRATURA A CILINDRO EUROPEO
EUROPEAN CYLINDER LOCK

P — IL CATENACCIO È MOVIMENTATO DALLA CHIAVE
THE BOLT IS ACTIVATED BY KEY

B — RINFORZO AL CATENACCIO, RESISTENZA SPINTA ASSIALE SUPERIORE AGLI 8 KN
REINFORCED BOLT, RESISTANCE AGAINST AXIAL PUSH OVER 8 KN

T — FISSAGGIO CILINDRO CON VITE DI TESTA
CYLINDER FIXING WITH FRONTAL SCREW

C — FISSAGGIO CILINDRO CON ATTACCO SECUREMME
SECUREMME CYLINDER FIXING

5 — VERSIONE CON BLOCCO ASTE
RODS BLOCK MODEL

Z — CHIAVE DI SERVIZIO
SERVICE KEY

K — SERRATURA CON CHIAVE CANTIERE
LOCK WITH SITE KEY

S — ® SERRATURA CON CHIAVE DOPPIA MAPPA SECURMAP 24 BREVETTATA A DUPLICAZIONE PROTETTA
LOCK WITH DOUBLE WARD KEY SECURMAP 24 PATENTED WITH PROTECTED DUPLICATION

X — BREVETTI CONTRO LA MANIPOLAZIONE
PATENTS AGAINST MANIPULATION

SECURMAP

SECURITY CARD

Security card per la duplicazione autorizzata e protetta delle chiavi Securmap 24 Securemme. La Security card ti tutela contro le duplicazioni illecite perchè le chiavi sono duplicabili LEGALMENTE, solo ed esclusivamente presso i centri autorizzati Team Securemme. Le chiavi sono accompagnate da una carta di proprietà, dove è riportato il codice indiretto e il numero di chiavi in dotazione.

Security card for authorized duplication of Securmap 24 Securemme keys. *The security card protects you against illegal duplication. Key copies can be LEGALLY arranged exclusively in our authorized Team Securemme dealers. The keys are supplied with relevant property card indicating indirect code and n. of keys included.*

team SECUREMME® SERRATURE DI SICUREZZA
Rivenditore autorizzato - Authorized dealer

ESEMPIO COMPOSIZIONE CODICE I *CODING EXAMPLE*

Modello ***Model***	**Fissaggio** ***Fixing***	**Mano** ***Hand***	**Punti di chiusura** ***Closing points***	**Caratteristiche** ***Features***	**Interasse** ***Interspace***	**Tipo chiave** **Key type**	**Modello chiave** ***Key model***	**N. chiavi** ***N. keys***
Serrature a fascia *Total locks* **650** **653** **660** **663**	**0**= planare *planar*	**D**= destra *right* **S**= sinistra *left*	**09** **10** **11** ✱ vedi esempio: 10 PUNTI CHIUSURA *see example: 10 CLOSING POINTS*	Sporgenza pistoni dalla scatola *Projection bolts from box* **03**= STANDARD: i pistoni sporgono a 3 mm per modello planare e laterale. *STANDARD: projection of bolts 3 mm for planar and lateral model.*	**28** **37**	**S**= Securmap24 **C**= Cilindro *Cylinder*	**4**= 0CC4XNISB0Z	**6**= 3 chiavi + 1 chiave T *3 keys + 1 key T*
650	**0**	**D**	**10**	**03**	**28**	**S**	**4**	**6**

SERRATURE A FASCIA RINFORZATA
REINFORCED TOTAL LOCKS

SERIE *LINE* **6500/6530**

Mano destra *Right hand*	Mano sinistra *Left hand*	Punti di chiusura *Closing points*	Sporgenza pistoni *Projection bolts*	Interasse *Interspace*	Dimensioni *Measures*		g
6500D100328S46	6500S100328S46	10	3 mm	28	138x1700	60	8100
6500D100337S46	6500S100337S46	10	3 mm	37	138x1700	60	8100

Serratura a fascia rinforzata disponibile con tutte le serrature incluse in questa categoria. Per ulteriori informazioni contattare gli uffici.

Total reinforced lock available with all lock models included in this category. Please contact our office for further information.

SECURMAP

Per informazioni sulla serratura vedi pag. 54
For information about the lock see page 54

* **ESEMPIO**:
10 PUNTI CHIUSURA
EXAMPLE:
10 CLOSING POINTS

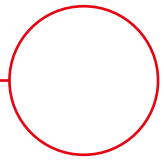

6500D100328S46

Mano destra *Right hand*	Mano sinistra *Left hand*	Punti di chiusura *Closing points*	Sporgenza pistoni *Projection bolts*	Interasse *Interspace*	Dimensioni *Measures*		g
6530D110328S46	6530S110328S46	11	3 mm	28	138x1700	60	8600
6530D110337S46	6530S110337S46	11	3 mm	37	138x1700	60	8600

Serratura a fascia rinforzata disponibile con tutte le serrature incluse in questa categoria. Per ulteriori informazioni contattare gli uffici.

Total reinforced lock available with all lock models included in this category. Please contact our office for further information.

SECURMAP

Per informazioni sulla serratura vedi pag. 70
For information about the lock see page 70

* **ESEMPIO**:
11 PUNTI CHIUSURA
EXAMPLE:
11 CLOSING POINTS

6530D110328S46

SERRATURE A FASCIA RINFORZATA
REINFORCED TOTAL LOCKS

SERIE *LINE* **6600/6630**

Mano destra *Right hand*	Mano sinistra *Left hand*	Punti di chiusura *Closing points*	Sporgenza pistoni *Projection bolts*	Interasse *Interspace*	Dimensioni *Measures*		g	€ cad. € *each*
6600D100328	6600S100328	10	3 mm	28	138x1700	60	8000	
6600D090337	6600S090337	09	3 mm	37	138x1700	60	8000	

Serratura a fascia rinforzata disponibile con tutte le serrature incluse in questa categoria. Per ulteriori informazioni contattare gli uffici.

Total reinforced lock available with all lock models included in this category. Please contact our office for further information.

Per informazioni sulla serratura vedi pag. 94
For information about the lock see page 94

*** ESEMPIO**:
10 PUNTI CHIUSURA
EXAMPLE:
10 CLOSING POINTS

6600D100328

Mano destra *Right hand*	Mano sinistra *Left hand*	Punti di chiusura *Closing points*	Sporgenza pistoni *Projection bolts*	Interasse *Interspace*	Dimensioni *Measures*		g
6630D110328CXX	6630S110328CXX	11	3 mm	28	138x1700	60	8500
6630D100337CXX	6630S100337CXX	10	3 mm	37	138x1700	69	8500

Serratura a fascia rinforzata disponibile con tutte le serrature incluse in questa categoria. Per ulteriori informazioni contattare gli uffici.

Total reinforced lock available with all lock models included in this category. Please contact our office for further information.

Per informazioni sulla serratura vedi pag. 98
For information about the lock see page 98

*** ESEMPIO**:
10 PUNTI CHIUSURA
EXAMPLE:
10 CLOSING POINTS

6630D110328S46

LEGENDA LOGHI I *LOGOS LEGEND*

SERRATURA A CILINDRO EUROPEO
EUROPEAN CYLINDER LOCK

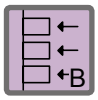

RINFORZO AL CATENACCIO
REINFORCED BOLT

FISSAGGIO CILINDRO CON ATTACCO SECUREMME
SECUREMME CYLINDER FIXING

IL CATENACCIO È MOVIMENTATO DALLA CHIAVE
THE BOLT IS ACTIVATED BY KEY

ALIMENTAZIONE COMPRESA DA 85V A 264V
SUPPLY INCLUDED FROM 85V TO 264 V

Serrature elettromeccaniche con funzionamento sia elettronico che meccanico a chiave che permette l'apertura della porta in presenza e in assenza di tensione. Per il funzionamento tramite telefonino è necessario acquistare il modem GSM. In caso di manutenzione, senza la rimozione del pannello si sostituisce il cuore. Scheda elettronica principale integrata che consente diversi sistemi di apertura, è installata esternamente alla porta, scheda con alimentazione compresa da 85 V a 264 V.

Electromechanical locks with both electronic and mechanical operation, door opening allowed with or without electrical supply. For operation through mobile phone you need to order the GSM modem apart. In case of mantenance easy replacement of the heart without removing the internal panel. Integrated main electronic card that allows different opening systems, installed outside the door, direct supply from 85 V to 264 V.

Apertura digitando il proprio codice segreto
Opening typing your secret code

Apertura con un trasponder sfiorando la porta
Opening with trasponder touching the door

Apertura remota da pulsante
Remote opening with button

Apertura da tastiera interna apri-chiudi
Opening with internal open/close keyboard

Apertura da citofono
Opening with entryphone

Apertura con telefonino
Opening with mobile phone

Chiusura automatica
Automatic closing

Chiusura con tastiera
Closing with keyboard

Chiusura con telefonino
Closing with mobile phone

Chiusura da tastiera interna apri-chiudi
Closing with internal open/close keyboard

ESEMPIO COMPOSIZIONE CODICE I *CODING EXAMPLE*

Modello *Type*	**Fissaggio** *Fixing*	**Mano** *Hand*	**Finitura** *Finishing*	**Caratteristiche** *Features*	**Interasse** *Interspace*	**Tipo chiave** Key type	**N. master** *N. master*	**N. trasponder** *N. trasponder*
Serrature serie 27 elettromeccanica *Locks line 27 electromechanical* **270** **273**	**0**= planare laterale *planar lateral*	**D**= destra *right* **S**= sinistra *left*	**CR**= cromo *chrome*	Sporgenza pistoni dalla scatola *Projection bolts from box* **03**= STANDARD: i pistoni sporgono a 3 mm *STANDARD: projection of bolts 3 mm*	**28** **37**	**C**= Cilindro *Cylinder*	0C27XXXCARD	0C27XXXKYF
270	**0**	**D**	**CR**	**03**	**28**	**C**	**1**	**3**

Mano destra *Right hand*	Mano sinistra *Left hand*	Sporgenza pistoni (S) *Projection bolts (S)*	Interasse *Interspace*		g
2700DCR0328C13	2700SCR0328C13	3 mm	28 mm	1	3800
2700DCR0337C13	2700SCR0337C13	3 mm	37 mm	1	3700

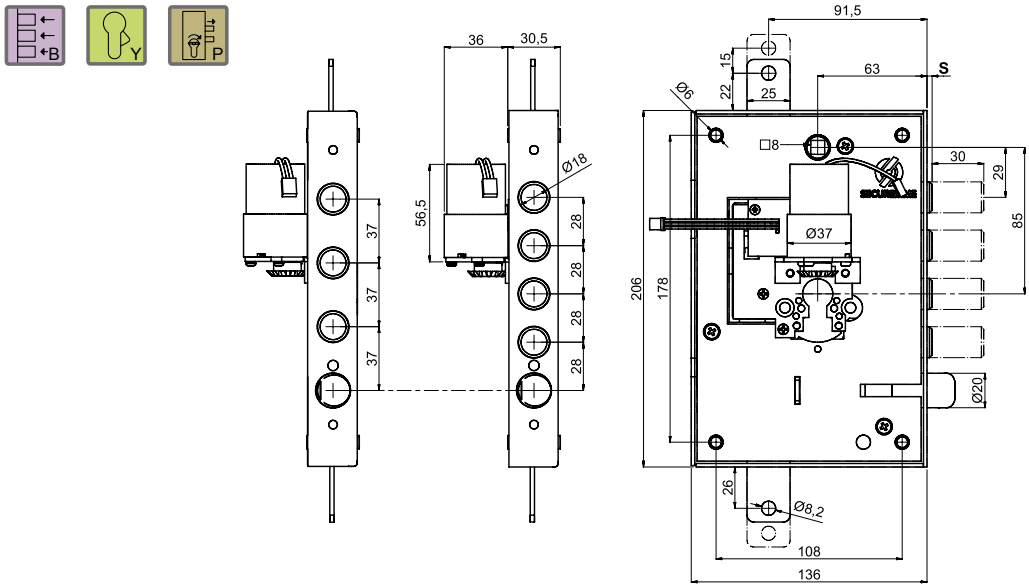

2700DCR0328C13

2700DCR0337C13

Mano destra *Right hand*	Mano sinistra *Left hand*	Sporgenza pistoni (S) *Projection bolts (S)*	Interasse *Interspace*		g
2730DCR0328C13	2730SCR0328C13	3 mm	28 mm	1	4400
2730DCR0337C13	2730SCR0337C13	3 mm	37 mm	1	4300

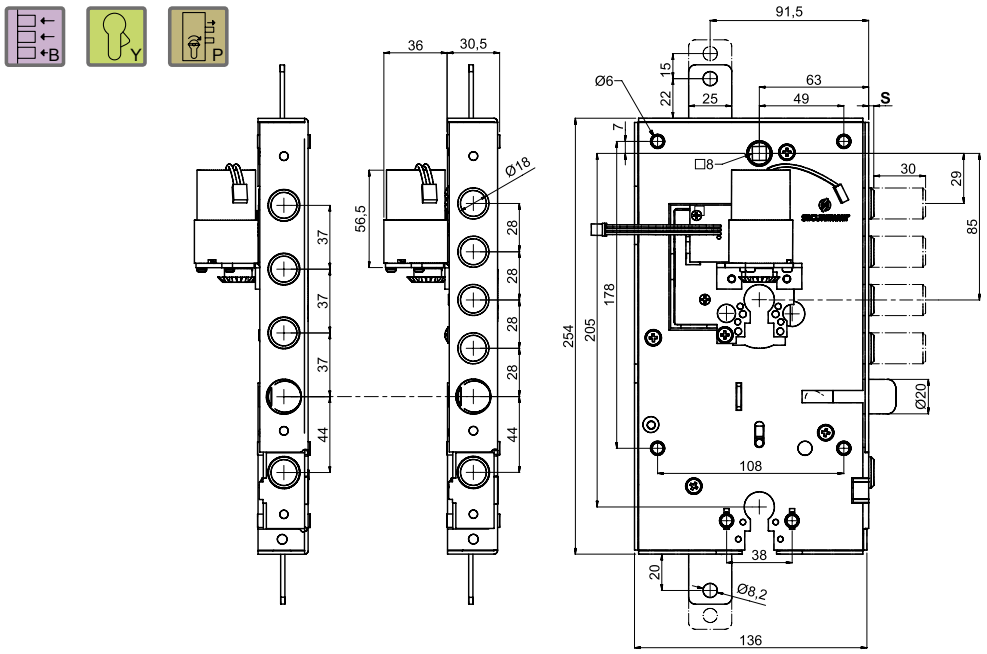

2730DCR0328C13

2730DCR0337C13

Codice *Code*	Descrizione *Description*		g	€ cad. *€ each*
SH2700MD	Modem GSM per apertura tramite telefono cellulare *Modem GSM for opening by mobile phone*	1	10	**515,00**

*** DOTAZIONE:** 3 pz art. 0C27XXXKYF + 1 pz art. 0C277XXCARD master, scheda elettronica, tastiera interna/esterna, passacavo e ingranaggio del cilindro, aletta, confezione cavi
**** SUPPLY:*** *3 pieces art. 0C27XXXKYF + 1 piece art. 0C277XXCARD master, electronic card, internal/external keyboard, junction box and cylinder gear, tab for cylinder, cables package*

Codice *Code*	Descrizione *Description*	Finitura *Finishing*	g
3200QCS30301X5	Cilindro europeo K2 destro 60 30-30 predisposto per pomolo *European right K2 cylinder 60 30-30 suitable for knob*	CS	366
3201QCS30301X5	Cilindro europeo K2 sinistro 60 30-30 predisposto per pomolo *European left K2 cylinder 60 30-30 suitable for knob*	CS	366
3200QCS30351X5	Cilindro europeo K2 destro 65 30-35 predisposto per pomolo *European right K2 cylinder 65 30-35 suitable for knob*	CS	382
3201QCS30351X5	Cilindro europeo K2 sinistro 65 30-35 predisposto per pomolo *European left K2 cylinder 65 30-35 suitable for knob*	CS	382
3200QCS30401X5	Cilindro europeo K2 destro 70 30-40 predisposto per pomolo *European right K2 cylinder 70 30-40 suitable for knob*	CS	396
3201QCS30401X5	Cilindro europeo K2 sinistro 70 30-40 predisposto per pomolo *European left K2 cylinder 70 30-40 suitable for knob*	CS	396
3200QCS30501X5	Cilindro europeo K2 destro 80 30-50 predisposto per pomolo *European right K2 cylinder 80 30-50 suitable for knob*	CS	427
3201QCS30501X5	Cilindro europeo K2 sinistro 80 30-50 predisposto per pomolo *European left K2 cylinder 80 30-50 suitable for knob*	CS	427

Per altri cilindri vedi pag. 131 | *For other cylinders see page 131*

0C27XXXCARD	Trasponder "carta di credito" in aggiunta alla dotazione *"Credit card" trasponder in addition to standard supply*	6
0C27XXXKEYF	Trasponder "porta-chiavi" in aggiunta alla dotazione *"Key-ring" trasponder in addition to standard supply*	6
PV2700XZBXXXX	Passacavo *Junction box*	83

0C27XXXKEYF

0C27XXXCARD

27EXDZB	Cuore a cilindro dx per elettromeccanica *Cylinder heart right for electromechanical lock*	420
27EXSZB	Cuore a cilindro sx per elettromeccanica *Cylinder heart left for electromechanical lock*	420

27EXDZB

KIT 2700 — **da abbinare a serratura 2700 | *to combine with lock 2700***

KIT2700F1 **KIT2700F3** **KIT2700F4** **KIT2700OL** **KIT2700CL** **KIT2700CS**	Kit composto da: **INTERNO PORTA** - placca lunga con tastiera apri/chiudi, maniglia, inserto, mezzaluna per cilindro e quadro ad espansione (serie 5110). **ESTERNO PORTA** - piastrina x tastiera esterna, kit protector e kit pomolo centroporta. *Kit made up of:* ***INSIDE*** *- Long plate with open/close keyboard, handle, insert, 1 half moon for knob cylinder and exspansion square (line 5110).* ***OUTSIDE*** *- escutcheon for external keyboard, kit protector and middle door knob kit.*	F1 F3 F4 OL CL CS	787 787 787 1316 1316 1316



Per il cilindro scegliere articolo sopra. Nel prezzo del kit è escluso il cilindro. Il funzionamento della serratura è garantito solo con i cilindri Securemme.
For cylinder choose among articles above. The price of kit does not include the cylinder. The good working of the lock is guaranteed only with Securemme cylinders.

4307	Piastrina per tastiera esterna 62x82 mm con supporto platico per Serie 27 *Escutcheon for external keyboard 62x82 mm, including plastic support for Line 27*	4307X**OL**, 4307X**CS**,4307X**CL**= 4307X**F1**, 4307X**F3**,4307X**F4**=	**5,00 €** **5,00 €**
4507	Placca interna 62x170 mm, completa di supporto plastico per Serie 27 *Internal plate 62x170 mm including plastic support for Line 27*	4507K**OL**, 4507K**CS**, 4507K**CL**= 4507K**F1**, 4507K**F3**, 4507K**F4**=	**5,00 €** **5,00 €**

4307XCS

4507KCS

KIT 2730 — **da abbinare a serratura 2730 | *to combine with lock 2730***

KIT2730F1 **KIT2730F3** **KIT2730F4** **KIT2730OL** **KIT2730CL** **KIT2730CS**	Kit composto da: **INTERNO PORTA** - placca lunga con tastiera apri/chiudi, maniglia, inserto, piastrina con inserto per il servizio (serie 4300+4015XBK), 2 mezzelune per cilindro a pomolo e quadro ad espansione (serie 5110). **ESTERNO PORTA** - piastrina x tastiera esterna, 2 kit protector e kit pomolo centroporta. *Kit made up of:* ***INSIDE*** *- Long plate with open/close keyboard, handle, insert, escutcheon and insert for service cylinder (4300+4015XBK), 2 half moons for knob cylinder and expansion square (line 5110).* ***OUTSIDE*** *- escutcheon for external keyboard, 2 kit protector and middle door knob kit.*	F1 F3 F4 OL CL CS	1112 1112 1112 1761 1761 1761



Per il cilindro scegliere articolo sopra. Nel prezzo del kit è escluso il cilindro. Il funzionamento della serratura è garantito solo con i cilindri Securemme.
For cylinder choose among articles above. The price of kit does not include the cylinder. The good working of the lock is guaranteed only with Securemme cylinders.

LEGENDA FINITURE | *FINISHES LEGEND*

CR Cromata
Chromed

AI Acciaio inox
Stainless steel

OS Ottone satinato
Satin brass

LEGENDA LOGHI | *LOGOS LEGEND*

Y — SERRATURA A CILINDRO EUROPEO
EUROPEAN CYLINDER LOCK

D — POMOLO FRIZIONATO
FRICTION KNOB

H — CATENACCIO MOVIMENTATO DA POMOLO
BOLT ACTIVATED BY KNOB

T — FISSAGGIO CILINDRO CON VITE DI TESTA
CYLINDER FIXING WITH FRONTAL SCREW

C — FISSAGGIO CILINDRO CON ATTACCO SECUREMME
CYLINDER WITH SECUREMME FIXING

R — SCROCCO REVERSIBILE
REVERSIBLE LATCH

U — REVERSIBILITÀ
REVERSIBILITY

S — SERRATURA CON CHIAVE DOPPIA MAPPA SECURMAP 24® REGISTRATA A DUPLICAZIONE PROTETTA
LOCK WITH DOUBLE WARD KEY SECURMAP 24 REGISTERED WITH PROTECTED DUPLICATION

X — BREVETTI CONTRO LA MANIPOLAZIONE
PATENTS AGAINST MANIPULATION

SECURMAP

team SECUREMME SERRATURE DI SICUREZZA
Rivenditore autorizzato - Authorized dealer

SECURITY CARD

Security card per la duplicazione autorizzata e protetta delle chiavi Securmap 24 Securemme. La Security card ti tutela contro le duplicazioni illecite perchè le chiavi sono duplicabili LEGALMENTE, solo ed esclusivamente presso i centri autorizzati Team Securemme. Le chiavi sono accompagnate da una carta di proprietà, dove è riportato il codice indiretto e il numero di chiavi in dotazione.

Security card for authorized duplication of Securmap 24 Securemme keys. *The security card protects you against illegal duplication. Key copies can be LEGALLY arranged exclusively in our authorized Team Securemme dealers. The keys are supplied with relevant property card indicating indirect code and n. of keys included.*

ESEMPIO COMPOSIZIONE CODICE | *CODING EXAMPLE*

Modello *Type*	**Mano** *Hand*	**Finitura** *Finishing*	**Caratteristiche** *Features*	**Tipo chiave** Key type	**Modello chiave** *Key model*	**N. chiavi** *N. keys*
Serrature serie *Locks line* **2514** **2614**	**U**= reversibile *reversible*	**CR**= cromata *chrome*	Sporgenza pistoni dalla scatola *Projection bolts from box* **09XX**= 9 mm **40XX**= 40 mm **70XX**= 70 mm	**S**= Securmap **CXX**= Cilindro *Cylinder*	**5**= 0CC5XNISB0Z 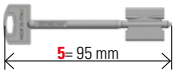	**6**= 4 padronali *4 definitive*
2514	**U**	**CR**	**09XX**	**S**	**5**	**6**

Serratura triplice con cuore a doppia mappa. Il pomolo che aziona il catenaccio a 3 pistoni e lo scrocco. 2 mandate di blocco con chiave a doppia mappa Securmap 24 con possibilità di cambio cuore doppia mappa/cilindro. 4 chiavi gambo 50 mm predisposti per fissaggio dei protector. Pomolo frizionato a serratura chiusa con le mandate. Catenaccio di servizio indipendente azionato da cilindro (2 mandate). Serratura con scrocco reversibile destra/sinistra. Fissaggio planare e laterale.

Lock with 3 locking points and double ward heart. *Knob activates the bolt with 3 pistons and the latch. 2 blocking turns by double ward Securmap 24 key with possibility of heart change double ward/cylinder. 4 keys steam 50 mm arranged for protector fixing with passer-by screws. Friction knob when lock closed with turns.*
Independent service bolt activated by cylinder (2 turns). Reversible latch right and left. Planar and lateral fixing.

CUORE A DOPPIA MAPPA I *DOUBLE WARD HEART*

Codice *Code*	Mandate *Turns*	Sporgenza pistoni (S) *Projection bolts (S)*		g
2514UCR09XXS56	2	9 mm	4	4500
2514UCR40XXS56	2	40 mm	4	4650
2514UCR70XXS56	2	70 mm	4	4700



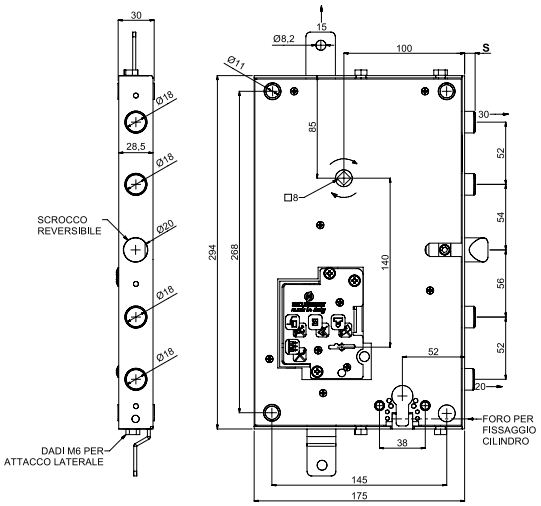

2514UCR09XXS56

2514UCR40XXS56

Serratura triplice, con cuore a cilindro. Il pomolo aziona il catenaccio a 3 pistoni e lo scrocco. 2 mandate di blocco con chiave a cilindro predisposto per il fissaggio dei protector. Possibilità di cambio cuore cilindro/doppia mappa. Pomolo frizionato a serratura chiusa con le mandate. Catenaccio di servizio indipendente azionato da cilindro (2 mandate). Serratura con scrocco reversibile destra/sinistra.

Lock with 3 locking points and cylinder heart. *Knob activates the bolt with 3 pistons and the latch. 2 blocking turns by cylinder key arranged for protector fixing with passer-by screws. Possibility of heart change double ward/cylinder. Friction knob when lock closed with turns. Independent service bolt activated by cylinder (2 turns). Reversible latch right and left. Planar and lateral fixing.*

CUORE A CILINDRO I *CYLINDER HEART*

Codice *Code*	Mandate *Turns*	Sporgenza pistoni (S) *Projection bolts (S)*		g
2614UCR09XXCXX	2	9 mm	4	4200
2614UCR40XXCXX	2	40 mm	4	4300
2614UCR70XXCXX	2	70 mm	4	4400

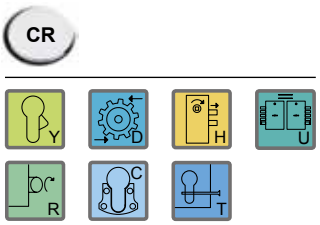

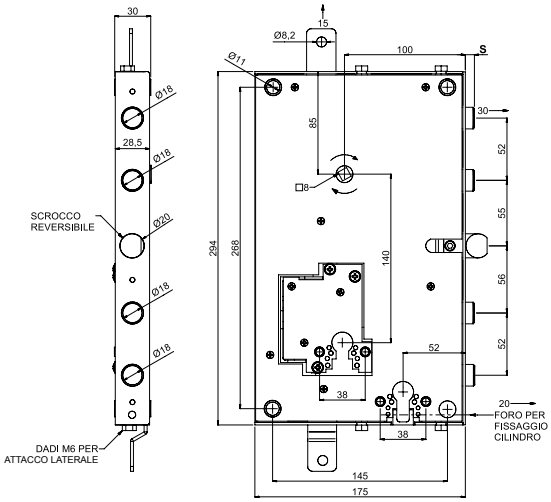

2614UCR09XXCXX

2614UCR40XXCXX

Codice *Code*	Descrizione *Description*	Finitura *Finishing*		g
4913KOS	Piastrina interna/esterna per serie 2514 a doppia mappa e cilindro.	OL	60	136
4913KAI	*Internal/external escutcheon for line 2514 double ward and cylinder.*	CS	60	136
4913KF4		F4	60	136

OL CS F4

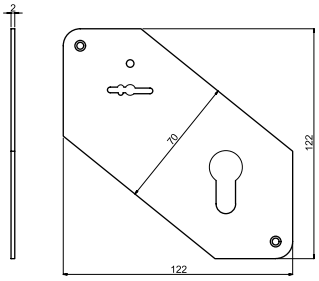

4914KOS	Piastrina esterna per serrature serie 2514 a doppia mappa e protector.	OL	60	119
4914KAI	*External escutcheon for locks line 2514 double ward and protector.*	CS	60	119
4914KF4		F4	60	119

OL CS F4

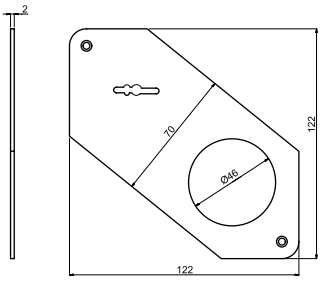

4915KOS	Piastrina interna/esterna per serie 2614 con doppio foro cilindro.	OL	60	131
4915KAI	*Internal/external escutcheon for line 2614 with double cylinder hole.*	CS	60	131
4915KF4		F4	60	131

OL CS F4

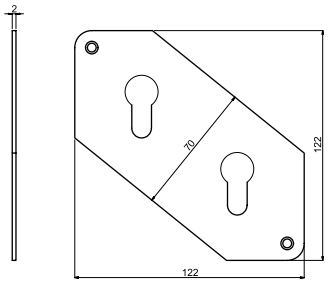

4916KOS	Piastrina esterna per serie 2614 con doppio protector.	OL	60	106
4916KAI	*External escutcheon for line 2614 with double protector.*	CS	60	106
4916KF4		F4	60	106

OL CS F4

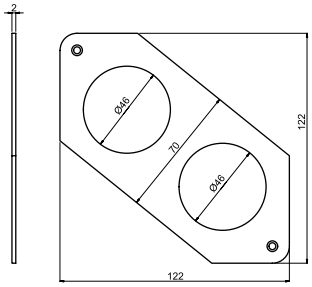

4917KOS	Piastrina esterna per serie 2614 con protector e cilindro.	OL	60	119
4917KAI	*External escutcheon for line 2614 with protector and cylinder.*	CS	60	119
4917KF4		F4	60	119

OL CS F4

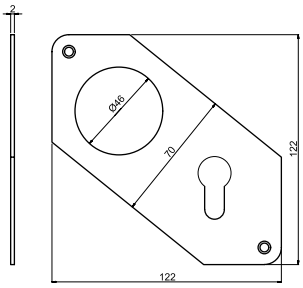

DISPOSITIVO | *DEVICE* D-SMART

PER AUTOMAZIONE SERRATURA
FOR LOCK AUTOMATION

NEW | 120

D-SMART è il nuovo dispositivo per automatizzare serrature a cilindro europeo (interasse maniglia centro chiave 85 mm).
Il dispositivo è applicabile a tutti i cilindri europei con il codolo diametro 8 mm. Facile da installare. Versione a batteria, non richiede collegamenti alla rete elettrica. Versione con rete elettrica.
Tecnologia Bluetooth SMART sicura e criptata.

D-SMART is the new device to motorize locks with European cylinder (interspace handle-key center 85 mm). The device can be installed on all European cylinders with an 8 mm diameter removable knob. Easy to install. Battery version, it doesn't require any connection with mains. Electric supply version.
Safe and encrypted Bluetooth SMART *technology.*

CARATTERISTICHE TECNICHE | *TECHNICAL FEATURES*

SERRATURA A CILINDRO EUROPEO
Il dispositvo è applicabile a tutti i cilindri europei con il codolo Ø 8 mm
EUROPEAN CYLINDER LOCK
The device is suitable to all European cylinder with knob-predisposition Ø 8 mm

ALIMENTAZIONE COMPRESA DA 100V A 240V
SUPPLY INCLUDED FROM 100 V TO 240 V

ALIMENTAZIONE A BATTERIA
BATTERY SUPPLY

Sistemi supportati: Ios 8 o versioni successive; Android 4.4 o versioni successive.
Supported systems: *Ios 8 or later versions; Android 4.4 or later versions.*

ACCESSORI E RICAMBI
ACCESSORIES AND SPARE PARTS

NEW | 123

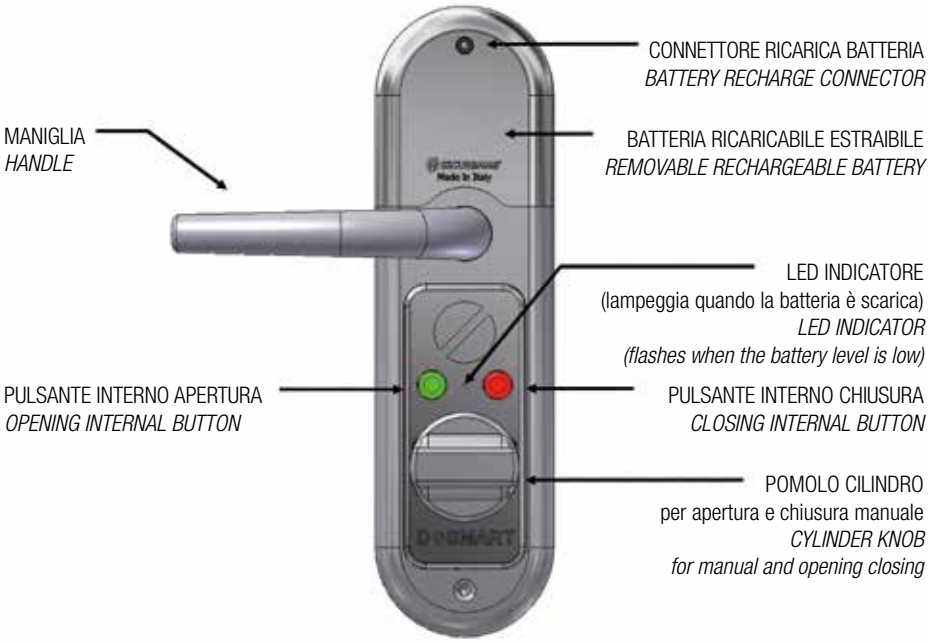

DISPOSITIVO | *DEVICE* D-SMART

APERTURA DELLA PORTA TRAMITE:

Smartphone: scarica l'applicazione D-SMART dai sistemi Apple, Android per gestire gli accessi e configurare la porta.
Tastiera numerica: codice personalizzabile per ogni utente gestibile con fasce orarie
Transponder: chiave elettronica con tecnologia Q5.

Chiusura automatica della serratura accostando la porta.
Notifica per livello di batteria scarica.

OPENING OF THE DOOR WITH:

Smartphone: *download the D-SMART application from the Apple, Android stores to manage the access and to configure the door.*
Numeric keypad: *customizable code for every user with time slots.*
Transponder: *electronic key with Q5 technology.*

Automatic closure of the lock partially closing the door.
Notification for low battery level.

Made in Italy

Pat Pending

INSTALLAZIONE | *INSTALLATION*

LATO INTERNO
INTERNAL SIDE

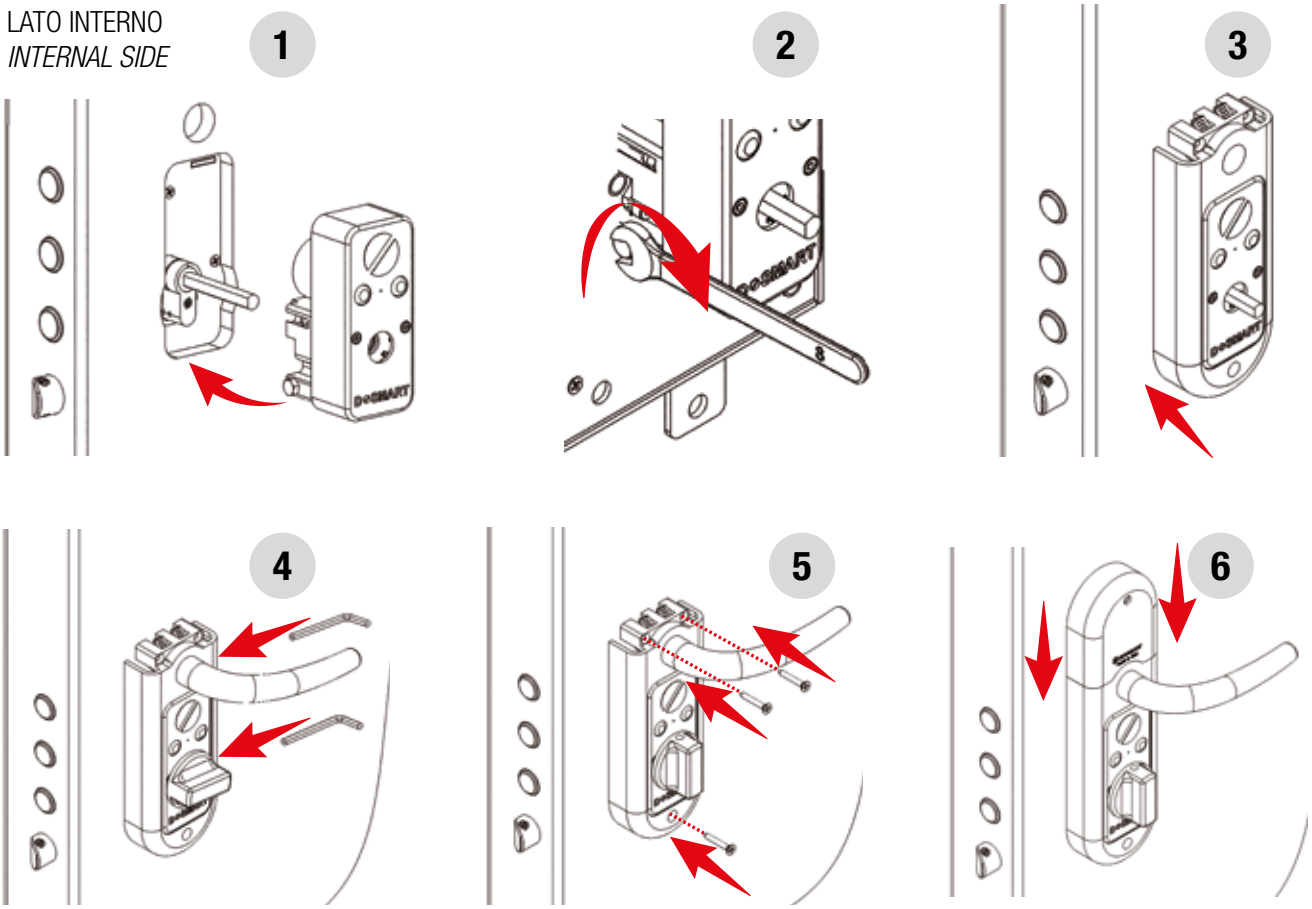

D-SMART
Make your lock motorized

GUEST KEY

SOFTWARE PER LA CREAZIONE DI CHIAVI TEMPORANEE

La soluzione ideale per abilitare dei codici tastiera temporanei o permanenti che permettono al tuo ospite l'accesso porta, comodamente dovunque tu sia, senza dover consegnare le chiavi. Con DSMART **GUEST-KEY, il proprietario tramite web app, imposta giorni e orari in cui l'ospite può accedere, impostando anche routine giornaliere settimanali.**

SOFTWARE FOR THE CREATION OF TEMPORARY KEYS.

The ideal solution to enable temporary or permanent keypad codes that allow the guest to access the door wherever you are, without having to hand over the physical keys.
*With DSMART **GUEST-KEY the owner, through the web application, sets days and times at which the guest can access the door by setting weekly and daily routines.***

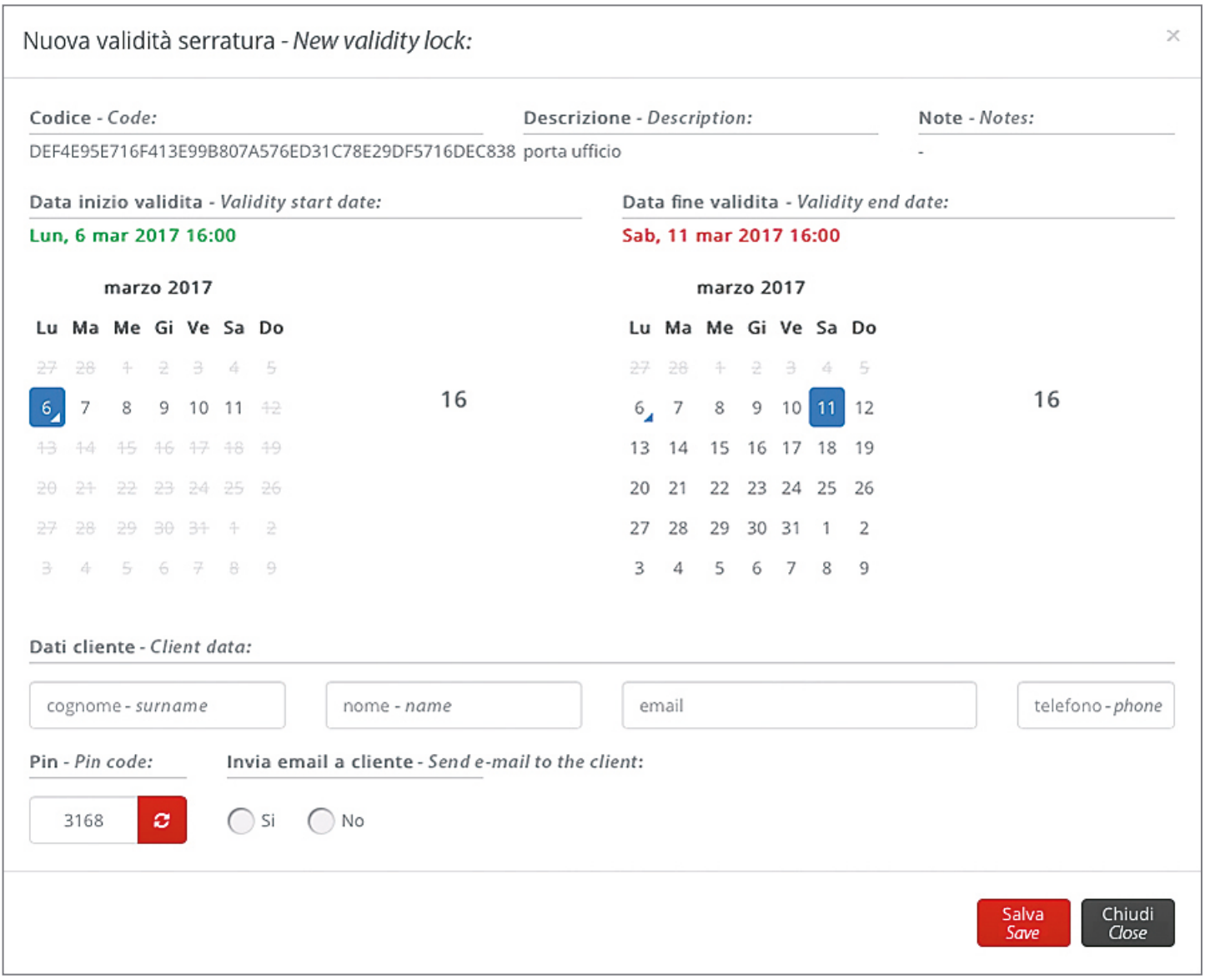

DISPOSITIVO PER AUTOMAZIONE SERRATURA
LOCK AUTOMATION DEVICE

NEW

D-SMART
Make your lock motorized

Codice *Code*	Finitura *Finishing*	g
8000XF1	F1	1000
8000XF4	F4	1000

Bluetooth SMART

Dispositivo di automazione serratura a batteria, applicabile a tutte le serrature a cilindro europeo con codolo Ø 8 mm. Dimensione placca 230x65x25 mm. Semplicità di installazione. Apertura tramite Smartphone e contatto pulito (es. citofono, pulsante o sistema domotico).
Il kit include: batteria ricaricabile, caricabatteria, magnete, maniglia e pomolo. Gestione e programmazione da smartphone tramite tecnologia sicura e criptata **Bluetooth.** Chiusura automatica della porta.

Lock automation device with battery, applicable to all European cylinder locks with Ø 8 mm predisposition for knob. Escutcheon dimension 230x65x25 mm. Easy installation. Opening via smartphone and clean contact (i.e. intercom, button or home automation system).
*The kit includes: rechargeable battery, charger, magnet, handle and knob, Management and programming via smartphone through secure and encrypted **Bluetooth** technology. Automatic door closing.*

Download on the App Store

GET IT ON Google play

Made for iPhone

8000XF1

Pat Pending

Dispositivo di automazione serratura a batteria.
Versione come articolo 8002 ma senza transponder.

Lock automation device with battery,
version like article 8002 but without transponder.

8001XF1	F1	
8001XF4	F4	

8002XF1	F1	1000
8002XF4	F4	1000

Bluetooth SMART

Dispositivo di automazione serratura a batteria, applicabile a tutte le serrature a cilindro europeo con codolo Ø 8 mm. Dimensione placca 230x65x25 mm. Semplicità di installazione. Apertura tramite Smartphone, tastiera numerica, transponder e contatto pulito (es. citofono, pulsante o sistema domotico)
Il kit include: batteria ricaricabile, caricabatteria, tastiera numerica, 1 transponder, magnete, maniglia e pomolo. Gestione e programmazione da smartphone tramite tecnologia sicura e criptata **Bluetooth.**
Chiusura automatica della porta. **Opzione Guest key disponibile.** (Pag. 119)

*Lock automation device with battery, applicable to all European cylinder locks with Ø 8 mm predisposition for knob. Escutcheon dimension 230x65x25 mm. Easy installation. Opening via smartphone, numeric keypad, transponder and clean contact (i.e. intercom, button or home automation system). Easy installation. The kit includes: rechargeable battery, charger, numeric keypad, 1 transponder, magnet, handle and knob. Management and programming via smartphone through secure and encrypted **Bluetooth** technology.*
*Automatic door closing. **Guest Key option available.** (Page 119)*

Download on the App Store

GET IT ON Google play

Made for iPhone

8002XF1

Pat Pending

DISPOSITIVO PER AUTOMAZIONE SERRATURA
LOCK AUTOMATION DEVICE

NEW

D-SMART
Make your lock motorized

Codice *Code*	Finitura *Finishing*	g
8010XF18000	F1	1000
8010XF48000	F4	1000

Dispositivo di automazione serratura alimentato, applicabile a tutte le serrature a cilindro europeo con codolo Ø 8 mm. Dimensione placca 230x65x25 mm. Semplicità di installazione. Apertura tramite Smartphone e contatto pulito (es. citofono, pulsante o sistema domotico).
Il kit include: Trasformatore, passacavo, cavo di collegamento, magnete, maniglia e pomolo. Gestione e programmazione da smartphone tramite tecnologia sicura e criptata **Bluetooth.** Chiusura automatica della porta..

Lock automation device with electric supply, applicable to all European cylinder locks with Ø 8 mm predisposition for knob. Escutcheon dimension 230x65x25 mm. Easy installation. Opening via smartphone and clean contact (i.e. intercom, button or home automation system).
*The kit includes: transformer, junction box, connection cable, magnet, handle and knob. Management and programming via smartphone through secure and encrypted **Bluetooth** technology. Automatic door closing.*

Bluetooth SMART

ALIMENTATA
POWERED

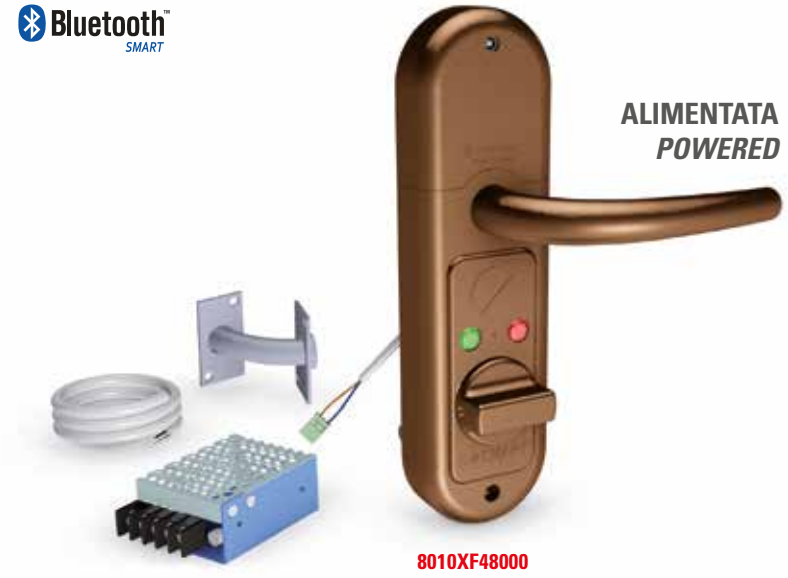

8010XF48000

Pat Pending

Download on the App Store

GET IT ON Google play

Made for iPhone

Dispositivo di automazione serratura alimentato.
Versione come articolo 8012 ma senza transponder.

Lock automation device with electric supply, version like article 8012 but without transponder.

8011XF18000	F1	
8011XF48000	F4	

8012XF18000	F1	1000
8012XF48000	F4	1000

Dispositivo di automazione serratura alimentato, applicabile a tutte le serrature a cilindro europeo con codolo Ø 8 mm. Dimensione placca 230x65x25 mm. Semplicità di installazione. Apertura tramite Smartphone, tastiera numerica, transponder e contatto pulito (es. citofono, pulsante o sistema domotico).
Il kit include: Trasformatore, passacavo, cavo di collegamento, tastiera numerica, 1 transponder, magnete, maniglia e pomolo. Gestione e programmazione da smartphone tramite tecnologia sicura e criptata **Bluetooth.**
Chiusura automatica della porta. **Opzione Guest key disponibile.** (Pag. 119)

Lock automation device with electric supply, applicable to all European cylinder locks with Ø 8 mm predisposition for knob. Escutcheon dimension 230x65x25 mm. Easy installation. Opening via smartphone, numeric keypad, transponder and clean contact (i.e. intercom, button or home automation system).
*The kit includes: transformer, junction box, connection cable, numeric keypad, 1 transponder, magnet, handle and knob. Management and programming via smartphone through secure and encrypted **Bluetooth** technology.*
*Automatic door closing. **Guest Key option available.** (Page 119)*

Bluetooth SMART

ALIMENTATA
POWERED

8012XF48000

Pat Pending

Download on the App Store

GET IT ON Google play

Made for iPhone

DISPOSITIVO PER AUTOMAZIONE SERRATURA
LOCK AUTOMATION DEVICE

NEW

D-SMART
Make your lock motorized

Codice *Code*	Finitura *Finishing*	g
8010XF14580	F1	1000
8010XF44580	F4	1000

Dispositivo di automazione serratura alimentato, applicabile a tutte le serrature a cilindro europeo con codolo Ø 8 mm. Dimensione placca metallica 187x65x8 mm. Semplicità di installazione. Apertura tramite Smartphone e contatto pulito (es. citofono, pulsante o sistema domotico).
Il kit include: Trasformatore, passacavo, cavo di collegamento, magnete, maniglia e pomolo. Gestione e programmazione da smartphone tramite tecnologia sicura e criptata **Bluetooth.** Chiusura automatica della porta.

Lock automation device with electric supply, applicable to all European cylinder locks with Ø 8 mm predisposition for knob. Escutcheon dimension 187x65x8 mm. Easy installation. Opening via smartphone and clean contact (i.e. intercom, button or home automation system).
*The kit includes: transformer, junction box, connection cable, magnet, handle and knob. Management and programming via smartphone through secure and encrypted **Bluetooth** technology. Automatic door closing.*

Bluetooth SMART

ALIMENTATA
POWERED



8010XF14580

Pat Pending

Download on the App Store

Google play

Made for iPhone

Dispositivo di automazione serratura alimentato.
Versione come articolo 8012XF14580/ 8012XF44580 ma senza transponder.

Lock automation device with electric supply,
version like article 8012XF14580/ 8012XF44580 but without transponder.

8011XF14580	F1
8011XF44580	F4

8012XF14580	F1	1000
8012XF44580	F4	1000

Dispositivo di automazione serratura alimentato, applicabile a tutte le serrature a cilindro europeo con codolo Ø 8 mm. Dimensione placca metallica 187x65x8 mm. Semplicità di installazione. Apertura tramite Smartphone, tastiera numerica, transponder e contatto pulito (es. citofono, pulsante o sistema domotico)
Il kit include: Trasformatore, passacavo, cavo di collegamento, tastiera numerica, 1 transponder, magnete, maniglia e pomolo. Gestione e programmazione da smartphone tramite tecnologia sicura e criptata **Bluetooth.**
Chiusura automatica della porta. **Opzione Guest key disponibile.** (Pag. 119)

Lock automation device with electric supply, applicable to all European cylinder locks with Ø 8 mm predisposition for knob. Escutcheon dimension 187x65x8 mm. Easy installation. Opening via smartphone, numeric keypad, transponder and clean contact (i.e. intercom, button or home automation system).
*The kit includes: transformer, junction box, connection cable, numeric keypad, 1 transponder, magnet, handle and knob. Management and programming via smartphone through secure and encrypted **Bluetooth** technology.*
*Automatic door closing. **Guest Key option available.** (Page 119)*

Bluetooth SMART

ALIMENTATA
POWERED

8012XF14580

Pat Pending

Download on the App Store

Google play

Made for iPhone

ACCESSORI E RICAMBI D-SMART
D-SMART ACCESSORIES AND SPARE PARTS

NEW

D-SMART
Make your lock motorized

Codice *Code*	Descrizione *Description*	Finitura *Finishing*	g
PP8000KF1XXBT	Batteria al litio 3700 mAh D-SMART argento F1 *Lithium battery 3700 mAh D-SMART silver F1*	F1	130
PP8000KF4XXBT	Batteria al litio 3700 mAh D-SMART bronzo F4 *Lithium battery 3700 mAh D SMART bronze F4*	F4	130
	F1 F4		

PP8000KF1XXBT

PP8000KF4XXBT

CB8000XBKXXXX	Caricabatteria D-SMART *Charger D-SMART*		66
	BK		

TA8001KBK4307	Tastiera elettronica con lettore transponder *Electronic keyboard with transponder reader*	BK	40
	BK		

4307XF1	Piastrina per tastiera esterna 62x82 mm *Escutcheon for external keyboard 62x82 mm*	F1	24
4307XF3		F3	24
4307XF4		F4	24
4307XOL		OL	40
4307XCL		CL	40
4307XCS		CS	40
	F1 F3 F4 OL CL CS		

CT8001XXXXXTA	Cavo cablaggio D-SMART a tastiera esterna lunghezza 60 cm *Wiring cable D-SMART for external keyboard, length 60 cm*	100

0C27XXXKEYF	Trasponder in aggiunta alla dotazione *Transponder in addition to standard supply*	6

PV2700XZBXXXX	Passacavo *Passing tool for cable*	150

SH8010XXXXXQE	Trasformatore 100 - 240 V AC per D-SMART alimentata *100 - 240 V AC transformer for D-SMART with electrical network connection*	140

CT8010XXX04QE	Cavo alimentazione esterna 4 fili lunghezza 3 m *External power supply cable, 4 wires lenght 3 m*	300

MG8000XXXXXPO	Magnete adesivo Ø 20 x 2 mm *Adhesive magnetic Ø 20 x 2 mm*	2

CILINDRI | *CYLINDERS*

SERIE *LINE* KY — DUPLICAZIONE LIBERA / *DUPLICATION FREE* — 126



SERIE *LINE* K1 — DUPLICAZIONE LIBERA / *DUPLICATION FREE* — 128

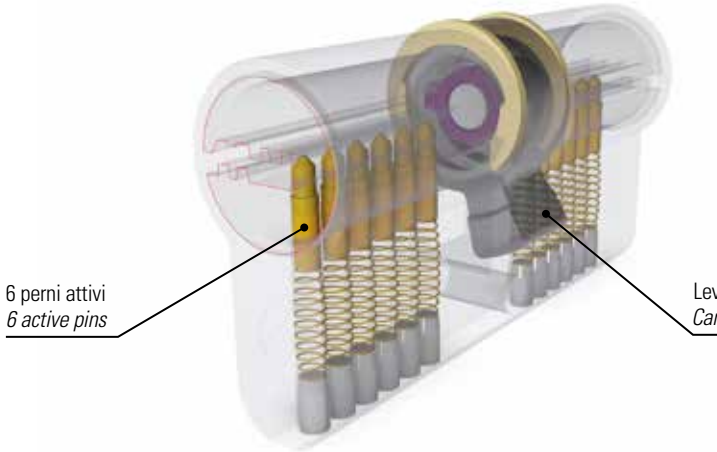

SERIE *LINE* K2 — DUPLICAZIONE LIBERA / *DUPLICATION FREE* — 130

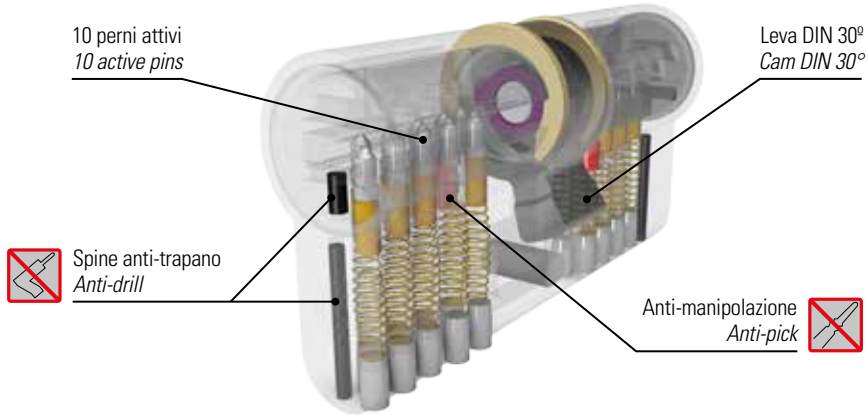

ESEMPIO COMPOSIZIONE CODICE | *CODING EXAMPLE*

Serie *Line*	Modello *Model*	Finitura *Finishing*	B	C		Chiavi definitive *Definitive keys*		Esecuzioni KA *KA executions*	CAM dentata *Wheel CAM*
3000= KY standard **3090**= KY ovale | *KY oval* **3100**= K1 **3200**= K2 CAM destra | *K2 CAM right* **3201**= K2 CAM sinistra | *K2 CAM left* **3220**= EVOK 22 **3600**= EVOK 64 **3500**= K5	**C**= chiave | *key* **E**= serratura elettrica per cancelletto *electronic gate* **M**=mezzo cilindro | *half cylinder* **P**= con pomolo | *with knob* **Q**= predisposizione pomolo *knob predisposition* **D**= doppia funzione | *double function*	**OL**= ottonata *brassed* **CS**= cromo satinato *satin chromo*			**XX**	**3**	**XX**	**10**= 10 pz. KA *10 pcs. KA*	**G0**= 10 denti *10 teeth* **G3**= 13 denti *13 teeth*
3000	**M**	**OL**	**30**	**10**	**XX**	**3**	**XX**	**10**	**G0**

NEW

SERIE *LINE* EVO K22 — DUPLICAZIONE PROTETTA *PROTECTED DUPLICATION* — NEW — 132

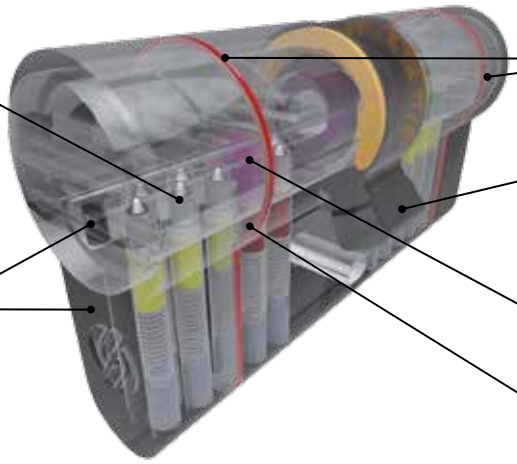

- 11 perni attivi / *11 active pins*
- Spine anti-trapano / *Anti-drilling pins*
- Anti-spezzamento / *Anti-snap*
- Leva DIN 30º / *Cam DIN 30°*
- PIN design unico anti-bump / *PIN unique anti-bump*
- Anti-manipolazione / *Anti-pick*

SERIE *LINE* EVO K64 — DUPLICAZIONE PROTETTA *PROTECTED DUPLICATION* — NEW — 134

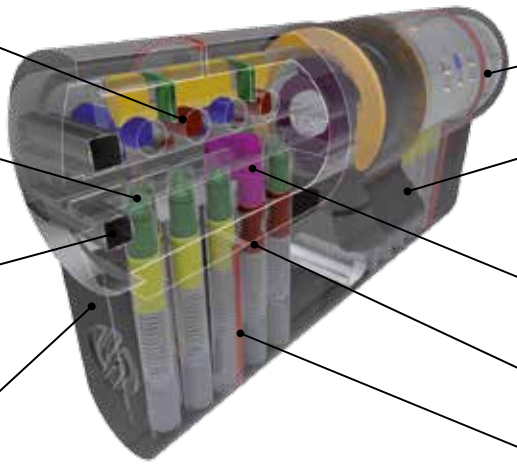

- 4 elementi mobili attivi / *4 active mobile elements*
- 11 perni attivi / *11 active pins*
- Anti-estrazione rotore / *Anti-plug pull*
- Spine anti-trapano / *Anti-drill*
- Anti-spezzamento / *Anti-snap*
- Leva DIN 30º / *Cam DIN 30°*
- PIN design unico anti-bump / *PIN unique anti-bump*
- Anti-manipolazione / *Anti-pick*
- Anti-spezzamento / *Anti-snap*

SERIE *LINE* K5 — DUPLICAZIONE PROTETTA *PROTECTED DUPLICATION* — 136



- Spine anti-trapano / *Anti-drill*
- 4 elementi mobili attivi / *4 active mobile elements*
- 6 perni attivi / *6 active pins*
- Spine anti-trapano / *Anti-drill*
- Rinforzo totale del corpo / *Total reinforcement of the body*
- Leva DIN 30º / *Cam DIN 30°*
- Anti-manipolazione / *Anti-pick*
- Spine anti-trapano / *Anti-drill*

ESECUZIONI SPECIALI / *SPECIAL EXECUTIONS* 154
CILINDRI DA CANTIERE / *SITE CYLINDERS* 158
CHIAVI PER CILINDRO / *KEYS FOR CYLINDER* 159

- **Cilindro a profilo europeo serie KY**
- 5 spine
- Chiave standard verticale
- 3 chiavi nichelate
- Vite di fissaggio
- Possibilità di esecuzioni speciali
  (KA, CC, CM, MK, GMK, GGMK, TANDEM) pag. 154

- ***European cylinder line KY***
- *5 pins*
- *Vertical standard key*
- *3 nickeled keys*
- *Fixing screw*
- *Special execution*
  (KA, CC, CM, MK, GMK, GGMK, TANDEM) page 154

SERIE MEZZO CILINDRO | ***HALF CYLINDER LINE***

Serie *Line*	Finitura *Finishing* OL	Finitura *Finishing* CS	A	B	C		g
3000-M	3000MOL2510XX3	3000MCS2510XX3	35	25	10	10 - 50	149
3000-M	3000MOL2510XX3XX10	3000MCS2510XX3XX10	35	25	10	10 - 50	149
3000-M	3000MOL3010XX3	3000MCS3010XX3	40	30	10	10 - 50	158
3000-M	3000MOL3010XX3XX10	3000MCS3010XX3XX10	40	30	10	10 - 50	158
3000-M	3000MOL3510XX3	3000MCS3510XX3	45	35	10	10 - 50	174
3000-M	3000MOL3510XX3XX10	3000MCS3510XX3XX10	45	35	10	10 - 50	174
3000-M	3000MOL4010XX3	3000MCS4010XX3	50	40	10	10 - 50	185
3000-M	3000MOL4010XX3XX10	3000MCS4010XX3XX10	50	40	10	10 - 50	185
3000-M	3000MOL4510XX3	3000MCS4510XX3	55	45	10	10 - 50	196
3000-M	-	3000MCS5010XX3	60	50	10	10 - 50	207
3000-M	-	3000MCS5510XX3	65	55	10	10 - 50	225
3000-M	-	3000MCS6010XX3	70	60	10	10 - 50	236
3000-M	-	3000MCS7010XX3	80	70	10	10 - 50	265

SERIE CHIAVE-CHIAVE | ***KEY-KEY LINE***

Serie *Line*	Finitura *Finishing* OL	Finitura *Finishing* CS	A	B	C		g
3000-C	3000COL3030XX3	3000CCS3030XX3	60	30	30	10 - 50	215
3000-C	3000COL3035XX3	3000CCS3035XX3	65	30	35	10 - 50	230
3000-C	3000COL3040XX3	3000CCS3040XX3	70	30	40	10 - 50	245
3000-C	3000COL3045XX3	3000CCS3045XX3	75	30	45	10 - 50	259
3000-C	3000COL3050XX3	3000CCS3050XX3	80	30	50	10 - 50	274
3000-C	3000COL3055XX3	3000CCS3055XX3	85	30	55	10 - 50	293
3000-C	3000COL3060XX3	3000CCS3060XX3	90	30	60	10 - 50	309
3000-C	3000COL3070XX3	3000CCS3070XX3	100	30	70	10 - 50	340
3000-C	3000COL3535XX3	3000CCS3535XX3	70	35	35	10 - 50	248
3000-C	3000COL3540XX3	3000CCS3540XX3	75	35	40	10 - 50	262
3000-C	3000COL3545XX3	3000CCS3545XX3	80	35	45	10 - 50	277
3000-C	3000COL3550XX3	3000CCS3550XX3	85	35	50	10 - 50	306
3000-C	3000COL3555XX3	3000CCS3555XX3	90	35	55	10 - 50	307
3000-C	3000COL3560XX3	3000CCS3560XX3	95	35	60	10 - 50	318
3000-C	3000COL4040XX3	3000CCS4040XX3	80	40	40	10 - 50	275
3000-C	3000COL4045XX3	3000CCS4045XX3	85	40	45	10 - 50	292
3000-C	3000COL4050XX3	3000CCS4050XX3	90	40	50	10 - 50	304
3000-C	3000COL4055XX3	3000CCS4055XX3	95	40	55	10 - 50	319
3000-C	3000COL4060XX3	3000CCS4060XX3	100	40	60	10 - 50	332
3000-C	-	3000CCS4070XX3	110	40	70	10 - 50	366
3000-C	3000COL4545XX3	3000CCS4545XX3	90	45	45	10 - 50	306
3000-C	3000COL4550XX3	3000CCS4550XX3	95	45	50	10 - 50	320
3000-C	3000COL5050XX3	3000CCS5050XX3	100	50	50	10 - 50	335
3000-C	-	3000CCS5060XX3	110	50	60	10 - 50	368
3000-C	-	3000CCS5065XX3	115	50	65	10 - 50	380
3000-C	-	3000CCS6060XX3	120	60	60	10 - 50	395

Su richiesta possibilità esecuzione KA (chiavi uguali) 3,10 euro in aggiunta a costo cilindro. Vedi esecuzioni speciali pag. 154.
KA execution (key alike) on request euro 3,10 in addition to cylinder standard cost. See special executions page 154.

SERIE POMOLO REMOVIBILE | *REMOVABLE KNOB LINE*

Serie *Line*	Finitura *Finishing* OL	Finitura *Finishing* CS	A	B	C		g
3000-P	3000POL3030XX3	3000PCS3030XX3	60	30	30	10 - 50	286
3000-P	3000POL3530XX3	3000PCS3530XX3	65	35	30	10 - 50	289
3000-P	3000POL3535XX3	3000PCS3535XX3	70	35	35	10 - 50	316
3000-P	3000POL4030XX3	3000PCS4030XX3	70	40	30	10 - 50	307
3000-P	3000POL4035XX3	3000PCS4035XX3	75	40	35	10 - 50	324
3000-P	3000POL4040XX3	3000PCS4040XX3	80	40	40	10 - 50	353
3000-P	3000POL4050XX3	3000PCS4050XX3	90	40	50	10 - 50	377
3000-P	3000POL4530XX3	3000PCS4530XX3	75	45	30	10 - 50	324
3000-P	3000POL4535XX3	3000PCS4535XX3	80	45	35	10 - 50	350
3000-P	3000POL4545XX3	3000PCS4545XX3	90	45	45	10 - 50	382
3000-P	3000POL5030XX3	3000PCS5030XX3	80	50	30	10 - 50	350
3000-P	3000POL5040XX3	3000PCS5040XX3	90	50	40	10 - 50	378
3000-P	3000POL5050XX3	3000PCS5050XX3	100	50	50	10 - 50	404
3000-P	3000POL5535XX3	3000PCS5535XX3	90	55	35	10 - 50	383
3000-P	3000POL6030XX3	3000PCS6030XX3	90	60	30	10 - 50	382
3KY0-P	3000POL6040XX3	3000PCS6040XX3	100	60	40	10 - 50	388

SERIE PREDISPOSIZIONE POMOLO | *KNOB PREDISPOSITION LINE*

Serie *Line*	Finitura *Finishing* OL	Finitura *Finishing* CS	A	B	C		g
3000-Q	3000QOL3030XX3	3000QCS3030XX3	60	30	30	10 - 50	231
3000-Q	3000QOL3035XX3	3000QCS3035XX3	65	30	35	10 - 50	245
3000-Q	3000QOL3040XX3	3000QCS3040XX3	70	30	40	10 - 50	261
3000-Q	3000QOL3045XX3	3000QCS3045XX3	75	30	45	10 - 50	275
3000-Q	3000QOL3050XX3	3000QCS3050XX3	80	30	50	10 - 50	288



SERIE OVALE | *OVAL LINE*

Serie *Line*	Finitura *Finishing* OL	Finitura *Finishing* CS	A	B	C		g
3090-O	3090COL2727XX3	3090CCS2727XX3	55	27	27	10 - 50	174
3090-O	3090COL2733XX3	3090CCS2733XX3	60	27	33	10 - 50	183

SERIE ELETTRICA | *ELECTRICAL LINE*

Serie *Line*	Codice *Code*	Descrizione *Description*	B	C	
3000-E	3000ECS1530XX3	Cilindro per serratura per cancelletto elettrico serie KY *Cylinder for electronic gate line KY*	15	30	10 - 50

Su richiesta possibilità esecuzione KA (chiavi uguali) 3,10 euro in aggiunta a costo cilindro. Vedi esecuzioni speciali pag. 154.
KA execution (key alike) on request euro 3,10 in addition to cylinder standard cost. See special executions page 154.

- **Cilindro a profilo europeo serie K1**
- 6 spine
- Chiave piatta reversibile
- 1 chiave da cantiere
- 3 chiavi in ottone nichelato in confezione sigillata
- Corpo in ottone lucido
- Carta di proprietà numerata
- Vite di fissaggio
- Optional testa plastica removibile
- Possibilità di esecuzione in KA pag. 154
- Chiave a duplicazione libera

- ***European cylinder line K1***
- *6 pins*
- *Reversible flat key*
- *1 site key*
- *3 brass nickeled keys in sealed bag*
- *Polished brass body*
- *Numbered property card*
- *Fixing screw*
- *Optional removable plastic head*
- *KA execution on request page 154*
- *Non restricted duplication*

Cilindro con "SISTEMA CHIAVE DA CANTIERE": si utilizza la prima chiave in fase di cantiere, successivamente a lavori ultimati, si consegna al proprietario un set sigillato di chiavi che, modificando la cifratura, esclude e rende inutilizzabile la chiave usata in precedenza.

Cylinder with "SITE KEY SYSTEM" that allows the use of the first key (site key) during workings. Then when workings are over, you will hand to the final owner the keys in sealed bag that by modifying the code will make the site key not operative anymore.

SERIE MEZZO CILINDRO | ***HALF CYLINDER LINE***

Serie *Line*	Finitura *Finishing* OL	Finitura *Finishing* CS	A	B	C		g
3100-M	-	3100MCS25101X1XX50	35	25	10	10 - 50	181
3100-M	-	3100MCS30101X1XX50	40	30	10	10 - 50	192
3100-M	-	3100MCS30101X1XX10	40	30	10	10 - 50	192
3100-M	3100MOL30101X3XX10	-	40	30	10	10 - 50	222
3100-M	3100MOL35101X3XX10	-	45	35	10	10 - 50	234
3100-M	3100MOL40101X3XX10	-	50	40	10	10 - 50	247
3100-M	3100MOL50101X3XX10	-	60	50	10	10 - 50	259

SERIE CHIAVE-CHIAVE | ***KEY-KEY LINE***

Serie *Line*	Finitura *Finishing* OL	A	B	C		g
3100-C	3100COL30301X3	60	30	30	10 - 50	283
3100-C	3100COL30351X3	65	30	35	10 - 50	314
3100-C	3100COL30401X3	70	30	40	10 - 50	330
3100-C	3100COL30451X3	75	30	45	10 - 50	344
3100-C	3100COL30501X3	80	30	50	10 - 50	338
3100-C	3100COL30551X3	85	30	55	10 - 50	370
3100-C	3100COL30601X3	90	30	60	10 - 50	373
3100-C	3100COL30701X3	100	30	70	10 - 50	413
3100-C	3100COL30801X3	110	30	80	10 - 50	443
3100-C	3100COL35351X3	70	35	35	10 - 50	330
3100-C	3100COL35401X3	75	35	40	10 - 50	345
3100-C	3100COL35451X3	80	35	45	10 - 50	338
3100-C	3100COL35501X3	85	35	50	10 - 50	370
3100-C	3100COL35551X3	90	35	55	10 - 50	375
3100-C	3100COL35601X3	95	35	60	10 - 50	401
3100-C	3100COL40401X3	80	40	40	10 - 50	338
3100-C	3100COL40451X3	85	40	45	10 - 50	370
3100-C	3100COL40501X3	90	40	50	10 - 50	375
3100-C	3100COL40551X3	95	40	55	10 - 50	403
3100-C	3100COL40601X3	100	40	60	10 - 50	417
3100-C	3100COL40701X3	110	40	70	10 - 50	445
3100-C	3100COL45451X3	90	45	45	10 - 50	375
3100-C	3100COL45501X3	95	45	50	10 - 50	405
3100-C	3100COL50501X3	100	50	50	10 - 50	417
3100-C	3100COL50601X3	110	50	60	10 - 50	445

Su richiesta possibilità esecuzione KA (chiavi uguali) 5,10 euro in aggiunta a costo cilindro (vedi pag. 154). Esecuzione a campione 8,20 euro.
KA execution (key alike) on request euro 5,10 in addition to cylinder standard cost (see page 154). Sample execution 8,20 euro.

SERIE POMOLO REMOVIBILE | *REMOVABLE KNOB LINE*

Serie *Line*	Finitura *Finishing* OL	A	B	C		g
3100-P	3100POL30301X3	60	30	30	10 - 50	350
3100-P	3100POL35301X3	65	35	30	10 - 50	368
3100-P	3100POL35351X3	70	35	35	10 - 50	383
3100-P	3100POL40301X3	70	40	30	10 - 50	383
3100-P	3100POL40351X3	75	40	35	10 - 50	397
3100-P	3100POL40401X3	80	40	40	10 - 50	413
3100-P	3100POL40501X3	90	40	50	10 - 50	441
3100-P	3100POL45301X3	75	45	30	10 - 50	397
3100-P	3100POL45351X3	80	45	35	10 - 50	413
3100-P	3100POL45451X3	90	45	45	10 - 50	441
3100-P	3100POL50301X3	80	50	30	10 - 50	413
3100-P	3100POL50401X3	90	50	40	10 - 50	441
3100-P	3100POL50501X3	100	50	50	10 - 50	475
3100-P	3100POL55351X3	90	55	35	10 - 50	441
3100-P	3100POL60301X3	90	60	30	10 - 50	441
3100-P	3100POL60401X3	100	60	40	10 - 50	476

SERIE PREDISPOSIZIONE POMOLO | *KNOB PREDISPOSITION LINE*

Serie *Line*	Finitura *Finishing* OL	A	B	C		g
3100-Q	3100QOL30301X3	60	30	30	10 - 50	305
3100-Q	3100QOL30351X3	65	30	35	10 - 50	319
3100-Q	3100QOL30401X3	70	30	40	10 - 50	335
3100-Q	3100QOL30451X3	75	30	45	10 - 50	363
3100-Q	3100QOL30501X3	80	30	50	10 - 50	390

Su richiesta possibilità esecuzione KA (chiavi uguali) 5,10 euro in aggiunta a costo cilindro (vedi pag. 154). Esecuzione a campione 8,20 euro.
KA execution (key alike) on request euro 5,10 in addition to cylinder standard cost (see page 154). Sample execution 8,20 euro.

- **Cilindro a profilo europeo serie K2**
- 10 spine
- Chiave piatta reversibile
- 1 chiave da cantiere
- 3/5 chiavi in ottone nichelato
- Carta di proprietà numerata
- Vite di fissaggio
- Possibilità di esecuzione in KA pag. 154
- Chiave a duplicazione libera
- Cilindro resistente al trapano

- ***European cylinder line K2***
- *10 pins*
- *Reversible flat key*
- *1 site key*
- *3/5 brass nickeled keys*
- *Numbered property card*
- *Fixing screw*
- *KA execution on request page 154*
- *Free key duplication*
- *Cylinder resistant to drill*

Cilindro con "SISTEMA CHIAVE DA CANTIERE": si utilizza la prima chiave in fase di cantiere, successivamente a lavori ultimati, si consegna al proprietario un set sigillato di chiavi che, modificando la cifratura, esclude e rende inutilizzabile la chiave usata in precedenza.

Cylinder with "SITE KEY SYSTEM" that allows the use of the first key (site key) during workings. Then when workings are over, you will hand to the final owner the keys in sealed bag that by modifying the code will make the site key not operative anymore.

SERIE MEZZO CILINDRO | *HALF CYLINDER LINE*

Serie *Line*	Finitura *Finishing* OL	Finitura *Finishing* CS	A	B	C		g
3200-M	-	3200MCS25101X3	35	25	10	10 - 50	217
3200-M	-	3200MCS25101X3XX10	35	25	10	10 - 50	217
3200-M	-	3200MCS25101X3XX50	35	25	10	10 - 50	217
3200-M	3200MOL30101X3	3200MCS30101X3	40	30	10	10 - 50	231
3200-M	3200MOL30101X3XX10	3200MCS30101X3XX10	40	30	10	10 - 50	231
3200-M	-	3200MCS30101X3XX50	40	30	10	10 - 50	231
3200-M	3200MOL35101X3XX10	3200MCS35101X3	45	35	10	10 - 50	246
3200-M	3200MOL35101X3XX10	3200MCS35101X3XX10	45	35	10	10 - 50	246
3200-M	-	3200MCS35101X3XX50	45	35	10	10 - 50	246
3200-M	3200MOL40101X3	3200MCS40101X3	50	40	10	10 - 50	260
3200-M	3200MOL40101X3XX10	3200MCS40101X3XX10	50	40	10	10 - 50	260
3200-M	-	3200MCS50101X3	60	50	10	10 - 50	287
3200-M	-	3200MCS50101X3XX10	60	50	10	10 - 50	287
3200-M	-	3200MCS60101X3	70	60	10	10 - 50	297
3200-M	-	3200MCS60101X3XX10	70	60	10	10 - 50	297
3200-M	-	3200MCS70101X3	80	70	10	10 - 50	356
3200-M	-	3200MCS70101X3XX10	80	70	10	10 - 50	356

SERIE CHIAVE-CHIAVE | *KEY-KEY LINE*

Serie *Line*	Finitura *Finishing* OL	Finitura *Finishing* CS	A	B	C		g
3200-C	3200COL30301X5	3200CCS30301X5	60	30	30	10 - 50	318
3200-C	3200COL30351X5	3200CCS30351X5	65	30	35	10 - 50	331
3200-C	3200COL30401X5	3200CCS30401X5	70	30	40	10 - 50	347
3200-C	3200COL30451X5	3200CCS30451X5	75	30	45	10 - 50	365
3200-C	3200COL30501X5	3200CCS30501X5	80	30	50	10 - 50	377
3200-C	3200COL30551X5	3200CCS30551X5	85	30	55	10 - 50	395
3200-C	3200COL30601X5	3200CCS30601X5	90	30	60	10 - 50	423
3200-C	3200COL30701X5	3200CCS30701X5	100	30	70	10 - 50	448
3200-C	3200COL30801X5	3200CCS30801X5	110	30	80	10 - 50	479
3200-C	3200COL30901X5	3200CCS30901X5	120	30	90	10 - 50	484
3200-C	3200COL35351X5	3200CCS35351X5	70	35	35	10 - 50	347
3200-C	3200COL35401X5	3200CCS35401X5	75	35	40	10 - 50	367
3200-C	3200COL35451X5	3200CCS35451X5	80	35	45	10 - 50	377
3200-C	3200COL35501X5	3200CCS35501X5	85	35	50	10 - 50	395
3200-C	3200COL35551X5	3200CCS35551X5	90	35	55	10 - 50	423
3200-C	3200COL35601X5	3200CCS35601X5	95	35	60	10 - 50	431
3200-C	3200COL40401X5	3200CCS40401X5	80	40	40	10 - 50	377
3200-C	3200COL40451X5	3200CCS40451X5	85	40	45	10 - 50	395
3200-C	3200COL40501X5	3200CCS40501X5	90	40	50	10 - 50	406
3200-C	3200COL40551X5	3200CCS40551X5	95	40	55	10 - 50	428
3200-C	3200COL40601X5	3200CCS40601X5	100	40	60	10 - 50	448
3200-C	3200COL40701X5	3200CCS40701X5	110	40	70	10 - 50	479
3200-C	3200COL40801X5	3200CCS40801X5	120	40	80	10 - 50	484
3200-C	3200COL45451X5	3200CCS45451X5	90	45	45	10 - 50	412
3200-C	3200COL45501X5	3200CCS45501X5	95	45	50	10 - 50	424
3200-C	3200COL45551X5	3200CCS45551X5	100	45	55	10 - 50	445
3200-C	3200COL45651X5	3200CCS45651X5	110	45	65	10 - 50	479
3200-C	3200COL50501X5	3200CCS50501X5	100	50	50	10 - 50	445
3200-C	3200COL50601X5	3200CCS50601X5	110	50	60	10 - 50	477
3200-C	-	3200CCS50651X5	115	50	65	10 - 50	480
3200-C	3200COL50701X5	3200CCS50701X5	120	50	70	10 - 50	490
3200-C	3200COL55551X5	3200CCS55551X5	110	55	55	10 - 50	479
3200-C	-	3200CCS55601X5	115	55	60	10 - 50	480
3200-C	-	3200CCS55651X5	120	55	65	10 - 50	484

Su richiesta possibilità esecuzione KA (chiavi uguali) 5,10 euro in aggiunta a costo cilindro. Esecuzione a campione 8,20 euro (vedi pag. 154).
KA execution (key alike) on request euro 5,10 in addition to cylinder standard. Sample execution 8,20 euro (see page 154).

SERIE POMOLO REMOVIBILE | *REMOVABLE KNOB LINE*

Serie *Line*	Finitura *Finishing* OL	Finitura *Finishing* CS	A	B	C		g
3200-P	3200POL30301X5	3200PCS30301X5	60	30	30	10 - 50	384
3200-P	3200POL35301X5	3200PCS35301X5	65	35	30	10 - 50	397
3200-P	3200POL35351X5	3200PCS35351X5	70	35	35	10 - 50	412
3200-P	-	3200PCS35401X5	75	35	40	10 - 50	397
3200-P	3200POL35451X5	3200PCS35451X5	80	35	45	10 - 50	422
3200-P	3200POL40301X5	3200PCS40301X5	70	40	30	10 - 50	412
3200-P	3200POL40351X5	3200PCS40351X5	75	40	35	10 - 50	397
3200-P	3200POL40401X5	3200PCS40401X5	80	40	40	10 - 50	422
3200-P	3200POL40451X5	3200PCS40451X5	85	40	45	10 - 50	450
3200-P	3200POL40501X5	3200PCS40501X5	90	40	50	10 - 50	478
3200-P	3200POL45301X5	3200PCS45301X5	75	45	30	10 - 50	397
3200-P	3200POL45351X5	3200PCS45351X5	80	45	35	10 - 50	422
3200-P	3200POL45451X5	3200PCS45451X5	90	45	45	10 - 50	478
3200-P	3200POL50301X5	3200PCS50301X5	80	50	30	10 - 50	401
3200-P	3200POL50401X5	3200PCS50401X5	90	50	40	10 - 50	478
3200-P	3200POL50501X5	3200PCS50501X5	100	50	50	10 - 50	516
3200-P	3200POL55351X5	3200PCS55351X5	90	55	35	10 - 50	478
3200-P	3200POL55451X5	3200PCS55451X5	100	55	45	10 - 50	516
3200-P	3200POL60301X5	3200PCS60301X5	90	60	30	10 - 50	478
3200-P	3200POL60401X5	3200PCS60401X5	100	60	40	10 - 50	516

SERIE POMOLO REMOVIBILE | *REMOVABLE KNOB LINE*

Serie *Line*	Finitura *Finishing* OL	Finitura *Finishing* CS	A	B	C		g
3200-Q	3200QOL30301X5	3200QCS30301X5	60	30	30	10 - 50	366
3200-Q	3200QOL30351X5	3200QCS30351X5	65	30	35	10 - 50	382
3200-Q	3200QOL30401X5	3200QCS30401X5	70	30	40	10 - 50	396
3200-Q	3200QOL30451X5	3200QCS30451X5	75	30	45	10 - 50	410
3200-Q	3200QOL30501X5	3200QCS30501X5	80	30	50	10 - 50	427
3200-Q	3200QOL30551X5	3200QCS30551X5	85	30	55	10 - 50	430
3200-Q	3200QOL30601X5	3200QCS30601X5	90	30	60	10 - 50	497
3200-Q	-	3200QCS30651X5	95	30	65	10 - 50	497
3200-Q	3200QOL30701X5	3200QCS30701X5	100	30	70	10 - 50	489
3201-Q	3201QOL30301X5	3201QCS30301X5	60	30	30	10 - 50	366
3201-Q	3201QOL30351X5	3201QCS30351X5	65	30	35	10 - 50	382
3201-Q	3201QOL30401X5	3201QCS30401X5	70	30	40	10 - 50	396
3201-Q	3201QOL30501X5	3201QCS30501X5	80	30	50	10 - 50	427

3201= cilindri con CAM a 30° a sinistra per serrature sinistra serie 27 elettromeccanica (vedi pag. 113) | *3201= cylinders with left CAM 30° for electromechanical left lock line 27 (see page 113)*

SERIE CAM DENTATA DISPONIBILE IN TUTTE LE MISURE | *LINE WITH TOOTHED CAM AVAILABLE IN ALL MEASURES*

Serie *Line*	Codice *Code*	Descrizione *Description*	A	B	C		g
3200-G	3200CCS30501X5G3	Possibilità di esecuzione cilindri con CAM dentata a 10 o 13 denti. Comporre il codice come da esempio a pag. 124. Disponibile per serie C, P, Q. In aggiunta al prezzo del cilindro 3,50 euro. *Possibility of execution cylinder with toothed CAM 10 or 13 teeth. Set the code as example of page 124. Available for line C, P, Q. 3,50 euro in addition to cylinder standard price.*	80	30	50	10 - 50	274



SERIE ELETTRONICA | *ELECTRICAL LINE*

Serie *Line*	Codice *Code*	Descrizione *Description*	B	C		g
3200-E	3200ECS1530XX3	Cilindro per serratura per cancelletto elettrico serie K2 *Cylinder for electronic gate line K2*	15	30	10 - 50	285

CILINDRI
CYLINDERS

NEW SERIE *LINE* 3220 EVOK22

Cilindro di alta sicurezza con sistema di cifratura meccanico a 11 perni attivi.
Chiave protetta da Marchio Comunitario Figurativo n° 016043614
e da Design Comunitario Registrato N° 003496660-0001/0002 per un'elevata tutela contro la riproduzione illegale della chiave.
Duplicazione chiave controllata. La riproduzione può avvenire unicamente previa esibizione della security card e di una chiave originale. Security card per la duplicazione autorizzata delle chiavi presso SECUREMME e centri autorizzati SECUREMME.

DOTAZIONE: 1 chiave cantiere, 3/5 chiavi di ottone nichelato, security card in confezione sigillata. Vite di fissaggio. Forma ergonomica della chiave con inserto personalizzabile. Design e sistema brevettato.

- Anti-bump con PIN UNICO
- Anti-spezzamento con rottura controllata
- Anti-estrazione del rotore con spine in acciaio temprato
- Anti-pick
- Anti-trapano
- Cam din 30° per un'elevata resistenza alla spinta
- Finiture: ottone e cromo
- Esecuzioni speciali KA - CA - TANDEM abbinato a EvoK64

High security cylinder with 11 active pins mechanical coding system.
Key protected by 3D Logo and registered Community Design Model for an high protection against illegal copies of the key.
Controlled key duplication. The duplication is allowed only upon presentation of the security card and an original key. Security card for authorized key duplication at SECUREMME and SECUREMME authorized centers.

SUPPLY: 1 site key, 3/5 nickel brass keys, security card in sealed bag. Fixing screw. Ergonomic shape of the key with customizable insert. Patented design and system.

- *PIN unique anti-bump*
- *Anti-snap with controlled break*
- *Anti-extraction of rotor with hardened steel pins*
- *Anti-pick*
- *Anti-drilling*
- *Cam din 30° for high resistance against push*
- *Finishing: brass and chrome*
- *Special executions KA - CA - TANDEM combined to EvoK64*



Cilindro con "SISTEMA CHIAVE DA CANTIERE": si utilizza la prima chiave (C) in fase di cantiere e si consegna al proprietario il set sigillato di chiavi. Al primo utilizzo delle chiavi sigillate la cifratura viene modificata rendendo inutilizzabile la prima chiave (C)

Cylinder with "SITE KEY SYSTEM" that allows the use of the first key (site key C) during workings. Then when workings are over, you will hand to the final owner the keys in sealed bag: at first use of the sealed keys, the codification is modified thus deactivating the first key

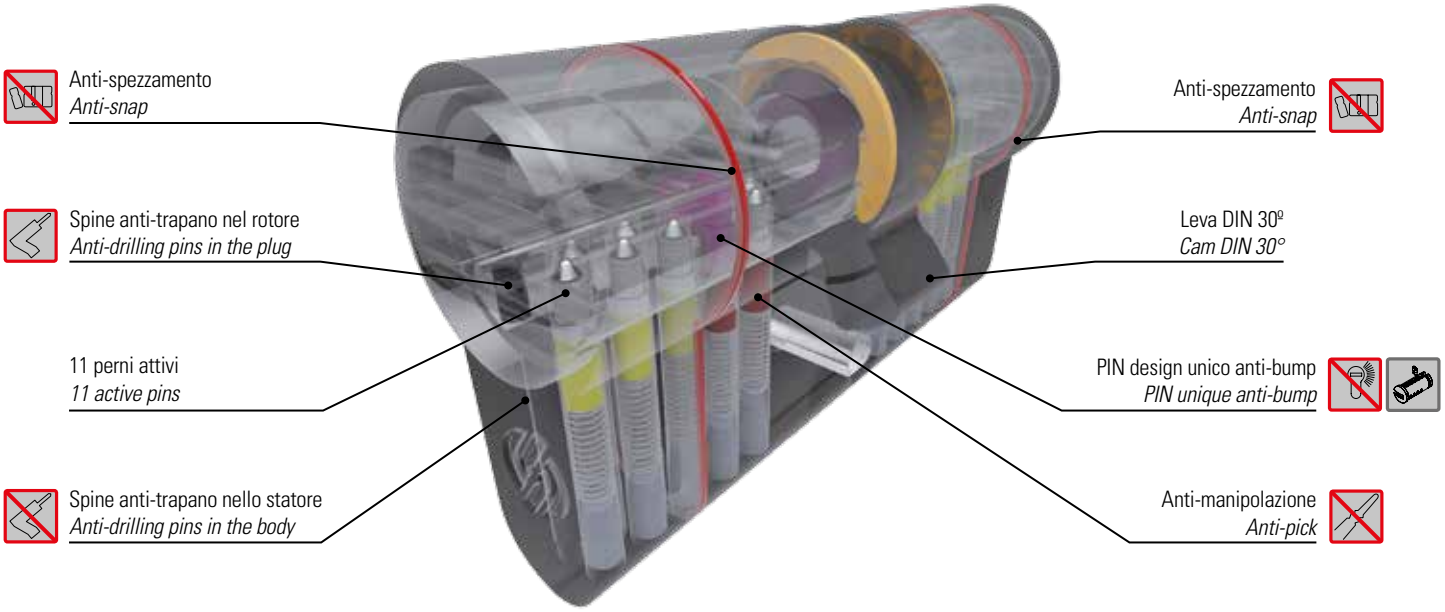

PERSONALIZZA IL TUO CILINDRO
Personalizza i tuoi cilindri, richiedendo il tuo logo sull'inserto della chiave.
L'inserto è disponibile in vari colori.
Forma ergonomica della chiave e inserto removibile.
Design e sistema brevettato.

PERSONALIZE YOUR CYLINDER
Personalize your cylinder requiring your brand on the key insert.
The insert is available in various colors.
Ergonomic shape of the key and removable insert.
Patented design and system.

Inviare il file in formato DXF o JPG.
Send the file in DXF or JPG format.

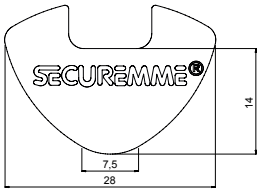

Colori disponibili inserto
Available colours insert

- ☐ Arancio I *Orange*
- ☐ Rosso I *Red*
- ☐ Verde I *Green*
- ☐ Blu I *Blue*
- ☐ Grigio I *Grey*
- ☐ Azzurro I *Light blue*

Indicare qty inserti **(minimo qty 500)** *Specify qty of caps* ***(minimum order 500 pcs)***	n. _____	x	€ 0,55 cad. / *each*	=	€ _____ +
			Costo primo impianto *Fee for mould*		=
			TOTALE ***TOTAL***		€ _____

Cosa riportare sull'inserto
What to print on the insert
.....
.....
.....

Firma del cliente per accettazione
Signature of customer for acceptance
.....

Firma del rappresentante o del distributore per accettazione
Signature of representative or distributor for acceptance
.....

UNI EN 1303:2015

ISTITUTO GIORDANO Qualità al Plurale.

I cilindri EvoK22 sono testati dall'istituto Giordano secondo il rapporto di prova n. 340688, in base alla norma UNI EN 1303/2015, ottenendo nelle varie prove i massimi risultati.

The EvoK22 cylinders are tested by the Institute Giordano test report no. 340688 according to the UNI EN 1303/2015 obtaining maximum results in the various tests.

UNI EN TESTED 1303:2015

1	2	3	4	5	6	7	8
1	6	0	0	0	C	6	D

Carattere	Caratteristica	Valori possibili
1°	Categoria d'uso *Category of use*	– grado 1: per l'uso da parte di persone con un forte impulso a impiegare cura e con scarsa possibilità di uso improprio.
2°	Durabilità *Durability*	– grado 4: n. 25000 cicli; – grado 5: n. 50000 cicli; – grado 6: n. 100000 cicli.
3°	Massa della porta *Door mass*	– grado 0: nessun requisito di massa della porta.
4°	Resistenza al fuoco *Fire resistance*	– grado 0: non approvato per l'uso su porte resistenti al fuoco / fumo; – grado A: adatto per l'uso su porte resistenti fumo; – grado B: adatto per l'uso su porte resistenti fuoco / fumo.
5°	Sicurezza d'uso *Safety*	– grado 0: nessun requisito di sicurezza d'uso.
6°	Resistenza alla corrosione e temperatura *Corrosion resistance and temperature*	– grado 0: nessun requisito di corrosione / nessun requisito di temperatura; – grado A: alta resistenza alla corrosione (96 h) / nessun requisito di temperatura; – grado B: nessun requisito di corrosione / resistente alle temperature da -25 °C a +65 °C; – grado C: alta resistenza alla corrosione (96 h) / resistente alle temperature da -25 °C a +65 °C.
7°	Sicurezza della chiave *Key related security*	– grado 1: minimo n. 100 combinazioni / minimo n. 2 parti mobili; – grado 2: minimo n. 300 combinazioni / minimo n. 3 parti mobili; – grado 3: minimo n. 15000 combinazioni / minimo n. 5 parti mobili; – grado 4: minimo n. 30000 combinazioni / minimo n. 5 parti mobili; – grado 5: minimo n. 30000 combinazioni / minimo n. 6 parti mobili; – grado 6: minimo n. 100000 combinazioni / minimo n. 6 parti mobili.
8°	Resistenza all'attacco *Attack resistance*	– grado 0: nessuna resistenza a trapanatura / nessuna resistenza ad attacco meccanico; – grado A: resistenza a trapanatura da 3 a 5 min / resistenza ad attacco meccanico eccetto estrazione del cilindro; – grado B: resistenza a trapanatura da 5 a 10 min / resistenza ad attacco meccanico eccetto estrazione del cilindro; – grado C: resistenza a trapanatura da 3 a 5 min / resistenza ad attacco meccanico; – grado D: resistenza a trapanatura da 5 a 10 min / resistenza ad attacco meccanico.

SERIE MEZZO CILINDRO | *HALF CYLINDER LINE*

Serie *Line*	Finitura *Finishing* OL	Finitura *Finishing* CS	A	B	C		g
3220-M	-	3220MCS25101X3	35	25	10	10 - 40	255
3220-M	-	3220MCS25101X2XX40	35	25	10	10 - 40	255
3220-M	3220MCS30101X3	3220MCS30101X3	40	30	10	10 - 40	270
3220-M	-	3220MCS30101X2XX40	40	30	10	10 - 40	270
3220-M	3220MOL35101X3	3220MCS35101X3	46	36	10	10 - 40	288
3220-M	3220MOL40101X3	3220MCS40101X3	51	41	10	10 - 40	303
3220-M	3220MOL45101X3	3220MCS45101X3	56	46	10	10 - 40	318
3220-M	3220MOL50101X3	3220MCS50101X3	61	51	10	10 - 40	333
3220-M	3220MOL60101X3	3220MCS60101X3	71	61	10	10 - 40	363
3220-M	3220MOL70101X3	3220MCS70101X3	81	71	10	10 - 40	393
3220-M	3220MOL80101X3	3220MCS80101X3	91	81	10	10 - 40	423
3220-M	3220MOL90101X3	3220MCS90101X3	101	91	10	10 - 40	453

Su richiesta possibilità esecuzione KA (chiavi uguali) 5,10 euro per line C-Q. Gruppi TANDEM 15,00 euro in aggiunta a costo cilindro per linea C e 10,00 euro per linea M, Q. Esecuzione pass 8,20 euro.
KA execution (key alike) on request euro 5,10 for line C-Q. Groups TANDEM euro 15,00 in addition to cylinder standard cost for line C and euro 10,00 for line M-Q. Pass execution 8,20 euro.

SERIE CHIAVE-CHIAVE | *KEY-KEY LINE*

Serie *Line*	Finitura *Finishing* OL	Finitura *Finishing* CS	A	B	C		g
3220-C	3220COL30301X5	3220CCS30301X5	62	31	31	10 - 40	336
3220-C	3220COL30351X5	3220CCS30351X5	67	31	36	10 - 40	351
3220-C	3220COL30401X5	3220CCS30401X5	72	31	41	10 - 40	366
3220-C	3220COL30451X5	3220CCS30451X5	77	31	46	10 - 40	381
3220-C	3220COL30501X5	3220CCS30501X5	82	31	51	10 - 40	396
3220-C	3220COL30551X5	3220CCS30551X5	87	31	56	10 - 40	411
3220-C	3220COL30601X5	3220CCS30601X5	92	31	61	10 - 40	426
3220-C	3220COL30701X5	3220CCS30701X5	102	31	71	10 - 40	456
3220-C	3220COL30801X5	3220CCS30801X5	112	31	81	10 - 40	486
3220-C	-	3220CCS30901X5	122	31	91	10 - 40	516
3220-C	3220COL35351X5	3220CCS35351X5	72	36	36	10 - 40	366
3220-C	3220COL35401X5	3220CCS35401X5	77	36	41	10 - 40	381
3220-C	3220COL35451X5	3220CCS35451X5	82	36	46	10 - 40	396
3220-C	3220COL35501X5	3220CCS35501X5	87	36	51	10 - 40	411
3220-C	3220COL35551X5	3220CCS35551X5	92	36	56	10 - 40	426
3220-C	-	3220CCS35601X5	97	36	61	10 - 40	441
3220-C	3220COL40401X5	3220CCS40401X5	82	41	41	10 - 40	396
3220-C	3220COL40451X5	3220CCS40451X5	87	41	46	10 - 40	411
3220-C	3220COL40501X5	3220CCS40501X5	92	41	51	10 - 40	426
3220-C	3220COL40551X5	3220CCS40551X5	97	41	56	10 - 40	441
3220-C	3220COL40601X5	3220CCS40601X5	102	41	61	10 - 40	456
3220-C	3220COL40701X5	3220CCS40701X5	112	41	71	10 - 40	486
3220-C	3220COL40801X5	3220CCS40801X5	122	41	81	10 - 40	516
3220-C	3220COL45451X5	3220CCS45451X5	92	46	46	10 - 40	426
3220-C	3220COL45501X5	3220CCS45501X5	97	46	51	10 - 40	441
3220-C	-	3220CCS45551X5	102	46	56	10 - 40	456
3220-C	3220COL45651X5	3220CCS45651X5	112	46	66	10 - 40	486
3220-C	3220COL50501X5	3220CCS50501X5	102	51	51	10 - 40	456
3220-C	3220COL50601X5	3220CCS50601X5	112	51	61	10 - 40	486
3220-C	-	3220CCS50701X5	122	51	71	10 - 40	516





SERIE DOPPIA FUNZIONE-FRIZIONATO | *DOUBLE FUNCTION KEY-KEY LINE*

Serie *Line*	Finitura *Finishing* OL	Finitura *Finishing* CS	A	B	C		g
3220-D	3220DOL30301X5	3220DCS30301X5	62	31	31	10 - 40	336
3220-D	3220DOL30351X5	3220DCS30351X5	67	31	36	10 - 40	351
3220-D	3220DOL30401X5	3220DCS30401X5	72	31	41	10 - 40	366
3220-D	3220DOL30451X5	3220DCS30451X5	77	31	46	10 - 40	381
3220-D	3220DOL30501X5	3220DCS30501X5	82	31	51	10 - 40	396
3220-D	3220DOL30551X5	3220DCS30551X5	87	31	56	10 - 40	411
3220-D	3220DOL30601X5	3220DCS30601X5	92	31	61	10 - 40	426
3220-D	3220DOL30651X5	3220DCS30651X5	97	31	66	10 - 40	441
3220-D	3220DOL30701X5	3220DCS30701X5	102	31	71	10 - 40	456
3220-D	3220DOL30801X5	3220DCS30801X5	112	31	81	10 - 40	486
3220-D	3220DOL30851X5	3220DCS30851X5	117	31	86	10 - 40	501
3220-D	3220DOL30901X5	3220DCS30901X5	122	31	91	10 - 40	516
3220-D	3220DOL35351X5	3220DCS35351X5	72	36	36	10 - 40	366
3220-D	3220DOL35401X5	3220DCS35401X5	77	36	41	10 - 40	381
3220-D	3220DOL35451X5	3220DCS35451X5	82	36	46	10 - 40	396
3220-D	3220DOL35501X5	3220DCS35501X5	87	36	51	10 - 40	411
3220-D	3220DOL35551X5	3220DCS35551X5	92	36	56	10 - 40	426
3220-D	3320DOL35601X5	3220DCS35601X5	97	36	61	10 - 40	441
3220-D	3220DOL35651X5	3220DCS35651X5	102	36	66	10 - 40	456
3220-D	3220DOL35701X5	3220DCS35701X5	107	36	71	10 - 40	471
3220-D	3220DOL40401X5	3220DCS40401X5	82	41	41	10 - 40	396
3220-D	3220DOL40451X5	3220DCS40451X5	87	41	46	10 - 40	411
3220-D	3220DOL40501X5	3220DCS40501X5	92	41	51	10 - 40	426
3220-D	3220DOL40551X5	3220DCS40551X5	97	41	56	10 - 40	441
3220-D	3220DOL40601X5	3220DCS40601X5	102	41	61	10 - 40	456
3220-D	3220DOL40651X5	3220DCS40651X5	107	41	66	10 - 40	471
3220-D	3220DOL40701X5	3220DCS40701X5	112	41	71	10 - 40	486
3220-D	3220DOL40801X5	3220DCS40801X5	122	41	81	10 - 40	516
3220-D	3220DOL45451X5	3220DCS45451X5	92	46	46	10 - 40	426
3220-D	3220DOL45501X5	3220DCS45501X5	97	46	51	10 - 40	441
3220-D	3220DOL45551X5	3220DCS45551X5	102	46	56	10 - 40	456
3220-D	3220DOL45601X5	3220DCS45601X5	107	46	61	10 - 40	471
3220-D	3220DOL45651X5	3220DCS45651X5	112	46	66	10 - 40	486
3220-D	3220DOL45701X5	3220DCS45701X5	117	46	71	10 - 40	501
3220-D	3220DOL50501X5	3220DCS50501X5	102	51	51	10 - 40	456
3220-D	3220DOL50551X5	3220DCS50551X5	107	51	56	10 - 40	471
3220-D	3220DOL50601X5	3220DCS50601X5	112	51	61	10 - 40	486
3220-D	3220DOL50651X5	3220DCS50651X5	117	51	66	10 - 40	501
3220-D	3220DOL50701X5	3220DCS50701X5	122	51	71	10 - 40	516
3220-D	3220DOL55551X5	3220DCS55551X5	112	56	56	10 - 40	486
3220-D	3220DOL55601X5	3220DCS55601X5	117	56	61	10 - 40	501
3220-D	3220DOL55651X5	3220DCS55651X5	122	56	66	10 - 40	516
3220-D	3220DOL55701X5	3220DCS55701X5	117	56	61	10 - 40	501
3220-D	3220DOL60601X5	3220DCS60601X5	122	61	61	10 - 40	516
3220-D	3220DOL60651X5	3220DCS60651X5	127	61	66	10 - 40	531
3220-D	3220DOL60701X5	3220DCS60701X5	132	61	71	10 - 40	546
3220-D	3220DOL65651X5	3220DCS65651X5	132	66	66	10 - 40	546
3220-D	3220DOL65701X5	3220DCS65701X5	137	66	71	10 - 40	561
3220-D	3220DOL70701X5	3220DCS70701X5	142	71	71	10 - 40	576



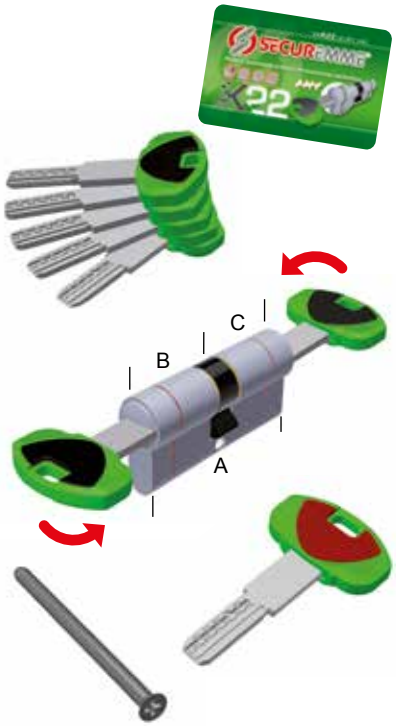

DISPONIBILE IN TUTTE LE MISURE FINO A MAX 200 (125-75 mm)

AVAILABLE IN ALL SIZES UP TO MAX 200 (125-75 mm)

Su richiesta possibilità esecuzione KA (chiavi uguali) 5,10 euro per line C-Q. Gruppi TANDEM 15,00 euro in aggiunta a costo cilindro per linea C e 10,00 euro per linea M, Q. Esecuzione pass 8,20 euro.
KA execution (key alike) on request euro 5,10 for line C-Q. Groups TANDEM euro 15,00 in addition to cylinder standard cost for line C and euro 10,00 for line M-Q. Pass execution 8,20 euro.

SERIE POMOLO REMOVIBILE | *REMOVABLE KNOB LINE*

Serie *Line*	Finitura *Finishing* OL	Finitura *Finishing* CS	A	B	C		g
3220-P	3220POL30301X5	3220PCS30301X5	62	31	31	10 - 40	386
3220-P	3220POL30351X5	3220PCS30351X5	67	31	36	10 - 40	401
3220-P	3220POL30401X5	3220PCS30401X5	72	31	41	10 - 40	416
3220-P	3220POL30451X5	3220PCS30451X5	77	31	46	10 - 40	431
3220-P	3220POL30501X5	3220PCS30501X5	82	31	51	10 - 40	446
3220-P	3220POL30551X5	3220PCS30551X5	87	31	56	10 - 40	461
3220-P	3220POL30601X5	3220PCS30601X5	92	31	61	10 - 40	476
3220-P	3220POL30701X5	3220PCS30701X5	102	31	71	10 - 40	506
3220-P	3220POL30801X5	3220PCS30801X5	112	31	81	10 - 40	536
3220-P	3220POL30901X5	3220PCS30901X5	122	31	91	10 - 40	566
3220-P	3220POL35301X5	3220PCS35301X5	67	36	31	10 - 40	401
3220-P	3220POL35351X5	3220PCS35351X5	72	36	36	10 - 40	416
3220-P	3220POL35401X5	3220PCS35401X5	77	36	41	10 - 40	431
3220-P	3220POL35451X5	3220PCS35451X5	82	36	46	10 - 40	446
3220-P	3220POL35501X5	3220PCS35501X5	87	36	51	10 - 40	461
3220-P	3220POL35551X5	3220PCS35551X5	92	36	56	10 - 40	476
3220-P	3220POL35601X5	3220PCS35601X5	97	36	61	10 - 40	491
3220-P	3220POL40301X5	3220PCS40301X5	72	41	31	10 - 40	416
3220-P	3220POL40351X5	3220PCS40351X5	77	41	36	10 - 40	431
3220-P	3220POL40401X5	3220PCS40401X5	82	41	41	10 - 40	446
3220-P	3220POL40451X5	3220PCS40451X5	87	41	46	10 - 40	461
3220-P	3220POL40501X5	3220PCS40501X5	92	41	51	10 - 40	476
3220-P	3220POL40551X5	3220PCS40551X5	97	41	56	10 - 40	491
3220-P	3220POL40601X5	3220PCS40601X5	102	41	61	10 - 40	506
3220-P	3220POL45301X5	3220PCS45301X5	77	46	31	10 - 40	431
3220-P	3220POL45351X5	3220PCS45351X5	82	46	36	10 - 40	446
3220-P	3220POL45401X5	3220PCS45401X5	87	46	41	10 - 40	461
3220-P	3220POL45451X5	3220PCS45451X5	92	46	46	10 - 40	476
3220-P	3220POL45501X5	3220PCS45501X5	97	46	51	10 - 40	491
3220-P	3220POL45551X5	3220PCS45551X5	102	46	56	10 - 40	506
3220-P	3220POL45601X5	3220PCS45601X5	107	46	61	10 - 40	521
3220-P	3220POL50301X5	3220PCS50301X5	82	51	31	10 - 40	446
3220-P	3220POL50351X5	3220PCS50351X5	87	51	36	10 - 40	461
3220-P	3220POL50401X5	3220PCS50401X5	92	51	41	10 - 40	476
3220-P	3220POL50451X5	3220PCS50451X5	97	51	46	10 - 40	491
3220-P	3220POL50501X5	3220PCS50501X5	102	51	51	10 - 40	506
3220-P	3220POL55301X5	3220PCS55301X5	87	56	31	10 - 40	461
3220-P	3220POL55351X5	3220PCS55351X5	92	56	36	10 - 40	476
3220-P	3220POL55451X5	3220PCS55451X5	102	56	46	10 - 40	506
3220-P	3220POL55551X5	3220PCS55551X5	112	56	56	10 - 40	536
3220-P	3220POL60301X5	3220PCS60301X5	92	61	31	10 - 40	476
3220-P	3220POL60351X5	3220PCS60351X5	97	61	36	10 - 40	491
3220-P	3220POL60401X5	3220PCS60401X5	102	61	41	10 - 40	506
3220-P	3220POL60451X5	3220PCS60451X5	107	61	46	10 - 40	521
3220-P	3220POL60501X5	3220PCS60501X5	112	61	51	10 - 40	536
3220-P	3220POL60551X5	3220PCS60551X5	117	61	56	10 - 40	551
3220-P	3220POL60601X5	3220PCS60601X5	122	61	61	10 - 40	566
3220-P	3220POL65551X5	3220PCS65551X5	122	66	56	10 - 40	566
3220-P	3220POL65651X5	3220PCS65651X5	132	66	66	10 - 40	596
3220-P	3220POL70301X5	3220PCS70301X5	102	71	31	10 - 40	506
3220-P	3220POL80301X5	3220PCS80301X5	112	81	31	10 - 40	536
3220-P	3220POL90301X5	3220PCS90301X5	122	91	31	10 - 40	566



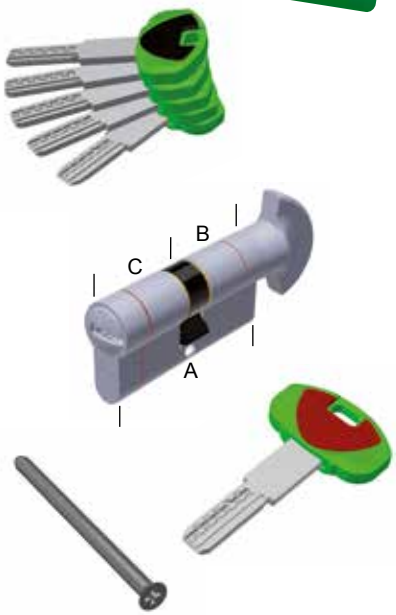

DISPONIBILE IN TUTTE LE MISURE FINO A MAX 200 mm

AVAILABLE IN ALL SIZES UP TO MAX 200 mm

Su richiesta possibilità esecuzione KA (chiavi uguali) 5,10 euro per line C-Q. Gruppi TANDEM 15,00 euro in aggiunta a costo cilindro per linea C e 10,00 euro per linea M, Q. Esecuzione pass 8,20 euro.
KA execution (key alike) on request euro 5,10 for line C-Q. Groups TANDEM euro 15,00 in addition to cylinder standard cost for line C and euro 10,00 for line M-Q. Pass execution 8,20 euro.

SERIE PREDISPOSIZIONE POMOLO | *KNOB PREDISPOSITION LINE*

Serie *Line*	Finitura *Finishing* OL	Finitura *Finishing* CS	A	B	C		g
3220-Q	3220QOL30301X5	3220QCS30301X5	62	31	31	10 - 40	336
3220-Q	3220QOL30351X5	3220QCS30351X5	67	31	36	10 - 40	351
3220-Q	3220QOL30401X5	3220QCS30401X5	72	31	41	10 - 40	366
3220-Q	3220QOL30451X5	3220QCS30451X5	77	31	46	10 - 40	381
3220-Q	3220QOL30501X5	3220QCS30501X5	82	31	51	10 - 40	396
3220-Q	3220QOL30551X5	3220QCS30551X5	87	31	56	10 - 40	411
3220-Q	3220QOL30601X5	3220QCS30601X5	92	31	61	10 - 40	426
3220-Q	3220QOL30651X5	3220QCS30651X5	97	31	66	10 - 40	441
3220-Q	3220QOL30701X5	3220QCS30701X5	102	31	71	10 - 40	456
3220-Q	3220QOL30801X5	3220QCS30801X5	112	31	81	10 - 40	486
3220-Q	3220QOL30851X5	3220QCS30851X5	117	31	86	10 - 40	501
3220-Q	3220QOL30901X5	3220QCS30901X5	122	31	91	10 - 40	516

TANDEM EVOK

Tandem con diverso livello di sicurezza | *Tandem with different safety levels*

Possibilità di costruire il tuo impianto in KA o Tandem con le 2 tipologie di cilindro differenti.
È possibile combinare cilindri con sicurezze diverse ma gestendoli con la stessa chiave.
Esempio:
- porta blindata con un cilindro di altissima sicurezza (Evok 64) e chiusura di servizio con un cilindro di alta sicurezza (Evok 22) ,
- porta cantina / lucchetti / grate (evok 22) e porta basculante con (Evok 64).

EVOK 64 APRE SEMPRE EVOK 22 E NON VICEVERSA.

Possibility to establish KA or Tandem systems with 2 different models of cylinders. Cylinders of different security level can be combined together and managed with the same key.
Example:
- *armored door with very high security cylinder (Evok 64) and service closing with high security cylinder (Evok 22)*
- *cellar door / padlocks / grates (Evok 22) and rolling shutter door (Evok 64).*

EVOK 64 CAN ALWAYS OPEN EVOK 22 BUT NOT VICE VERSA

Sistema	*System*	EVOK22	EVOK64
IL PREZZO INDICATO, VA AGGIUNTO AL PREZZO DI OGNI CILINDRO *THE PRICE SPECIFIED IS INTENDED AS ADDITIONAL COST TO THE STANDARD ONE OF CYLINDER*			

DOTAZIONE | *SUPPLY*

EVOK64: 1 chiave cantiere, 1 chiave cambio, 5 definitive più card in confezione sigillata

EVOK64: 1 construction key, 1 change key, 5 definitive keys and card in sealed bag

EVOK22: 3 definitive in confezione sigillata

EVOK22: 3 definitive keys in sealed bag

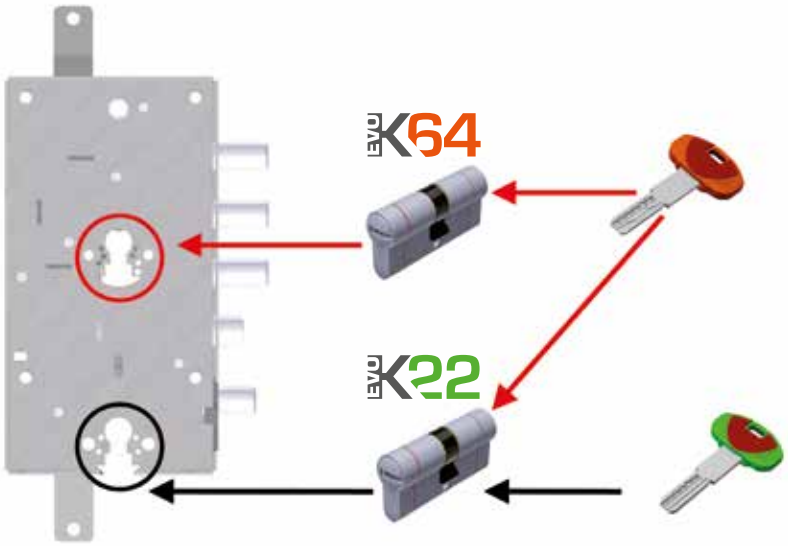

CILINDRI
CYLINDERS

NEW SERIE *LINE* 36 EVOK64

Cilindro di altissima sicurezza con doppio sistema di cifratura meccanico a 11 perni e pista a 4 elementi mobili attivi.
Chiave protetta da Marchio Comunitario Figurativo n° 015336886 e da Design Comunitario Registrato N° 003030386-0001/0002 per un'elevata tutela contro la riproduzione illegale della chiave.
Duplicazione chiave controllata. La riproduzione può avvenire unicamente previa esibizione della security card e di una chiave originale. Security card per la duplicazione autorizzata delle chiavi presso TEAM SECUREMME.

DOTAZIONE: 1 chiave cantiere, 1 chiave cambio, 3/5 chiavi in alpacca, security card in confezione sigillata. Vite di fissaggio. Forma ergonomica della chiave con inserto personalizzabile. Design e sistema brevettato.

- Numero di combinazioni > di 4,5 milioni
- Doppio sistema anti-bump con PIN UNICO e pista
- Anti-spezzamento con rottura controllata
- Anti-estrazione del rotore con spine quadre in acciaio temprato
- Anti-pick
- Anti-trapano
- Cam din 30° per un'elevata resistenza alla spinta
- Finiture: cromo
- Esecuzioni speciali KA - CA - TANDEM abbinato a EvoK22

Sistema cambio cifratura: il cilindro funziona sia con la chiave "C" (inserto rosso) che con le chiavi sigillate. Per disattivare la chiave "C" inserire la chiave metallica "X" e fare un giro completo di 360° quindi estrarla. L'operazione è irreversibile quindi la chiave "C" disattivata non si può più usare e si consiglia la distruzione.

High security cylinder with double mechanical coding system 11 pins and track with 4 active mobile elements.
Key protected by CTM n.° 015336886 and by registered community design N° 003030386-0001/0002 for an high protection against illegal duplications of the key.
Controlled key duplication. The duplication of the key can be made only upon presentation of the security card and an original key. Security card and authorized duplication of the keys only in a TEAM SECUREMME.

SUPPLY: 1 site key, 1 exchange key, 3/5 German silver keys, security card in sealed bag. Fixing screw. Ergonomic shape of the key with customable insert. Patented design and system.

- *Number of combinations > 4,5 millions*
- *Double anti-bumping system with PIN UNIQUE and track*
- *Anti-snap and controlled breaking*
- *Anti- plug pull system with tempered steel squared pins*
- *Anti-picking system*
- *Anti-drilling system*
- *Cam DIN 30° for an high resistance to the pushing*
- *Finish: satin chrome*
- *Special executions KA - CA - TANDEM with EvoK22 cylinder*



Codification change: the cylinder works with the "C" key (red insert) and with sealed keys simultaneously. Enter the metal "X" key and turn 360° to deactivate the key "C" then remove. This action is irreversible the key "C" disabled is no longer usable. We recommend the destruction.

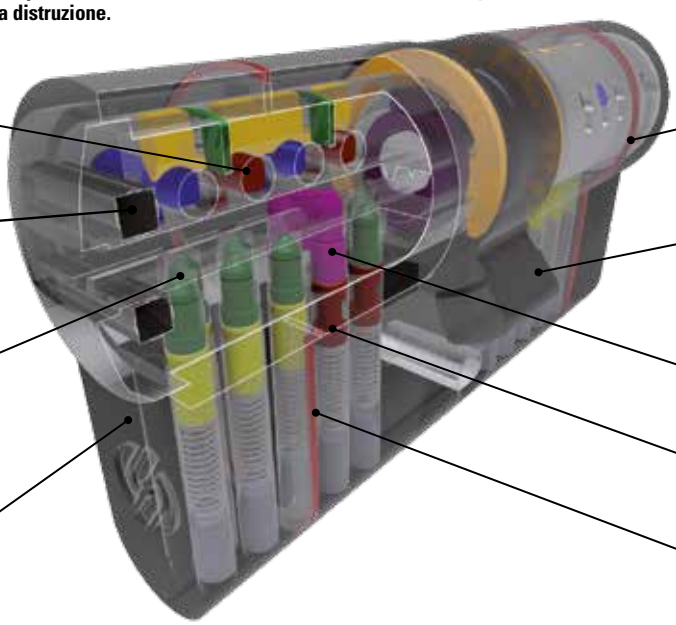

PERSONALIZZA IL TUO CILINDRO
Personalizza i tuoi cilindri, richiedendo il tuo logo sull'inserto della chiave.
L'inserto è disponibile in vari colori.
Forma ergonomica della chiave e inserto removibile.
Design e sistema brevettato.

PERSONALIZE YOUR CYLINDER
Personalize your cylinder requiring your brand on the key insert.
The insert is available in various colors.
Ergonomic shape of the key and removable insert.
Patented design and system.

Inviare il file in formato DXF o JPG.
Send the file in DXF or JPG format.

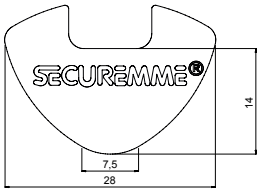

Colori disponibili inserto
Available colours insert

☐ Arancio I *Orange*	Indicare qty inserti **(minimo qty 500)** *Specify qty of caps* ***(minimum order 500 pcs)***	n. _____	x	€ 0,55 cad. / *each*	=	€ _____ +
☐ Rosso I *Red*						
☐ Verde I *Green*						
☐ Blu I *Blue*				Costo primo impianto *Fee for mould*		=
☐ Grigio I *Grey*						
☐ Azzurro I *Light blue*				**TOTALE** ***TOTAL***		€ _____

Cosa riportare sull'inserto
What to print on the insert
.....
.....
.....

Firma del cliente per accettazione
Signature of customer for acceptance
.....

Firma del rappresentante o del distributore per accettazione
Signature of representative or distributor for acceptance
.....

UNI EN 1303:2015

ISTITUTO GIORDANO Qualità al Plurale.

I cilindri EvoK64 sono testati dall'istituto Giordano secondo il rapporto di prova n. 337314, in base alla norma UNI EN 1303/2015, ottenendo nelle varie prove i massimi risultati.

The EvoK64 cylinders are tested by the Institute Giordano test report no. 337314 according to the UNI EN 1303/2015 obtaining maximum results in the various tests.

UNI EN TESTED 1303:2015

1	2	3	4	5	6	7	8
1	6	0	0	0	C	6	D

Carattere	Caratteristica	Valori possibili
1°	Categoria d'uso *Category of use*	– grado 1: per l'uso da parte di persone con un forte impulso a impiegare cura e con scarsa possibilità di uso improprio.
2°	Durabilità *Durability*	– grado 4: n. 25 000 cicli; – grado 5: n. 50 000 cicli; – grado 6: n. 100 000 cicli.
3°	Massa della porta *Door mass*	– grado 0: nessun requisito di massa della porta.
4°	Resistenza al fuoco *Fire resistance*	– grado 0: non approvato per l'uso su porte resistenti al fuoco / fumo; – grado A: adatto per l'uso su porte resistenti fumo; – grado B: adatto per l'uso su porte resistenti fuoco / fumo.
5°	Sicurezza d'uso *Safety*	– grado 0: nessun requisito di sicurezza d'uso.
6°	Resistenza alla corrosione e temperatura *Corrosion resistance and temperature*	– grado 0: nessun requisito di corrosione / nessun requisito di temperatura; – grado A: alta resistenza alla corrosione (96 h) / nessun requisito di temperatura; – grado B: nessun requisito di corrosione / resistente alle temperature da -25 °C a +65 °C; – gradoC: alta resistenza alla corrosione (96 h) / resistente alle temperature da -25 °C a +65 °C.
7°	Sicurezza della chiave *Key related security*	– grado 1: minimo n. 100 combinazioni / minimo n. 2 parti mobili; – grado 2: minimo n. 300 combinazioni / minimo n. 3 parti mobili; – grado 3: minimo n. 15 000 combinazioni / minimo n. 5 parti mobili; – grado 4: minimo n. 30 000 combinazioni / minimo n. 5 parti mobili; – grado 5: minimo n. 30 000 combinazioni / minimo n. 6 parti mobili; – grado 6: minimo n. 100 000 combinazioni / minimo n. 6 parti mobili.
8°	Resistenza all'attacco *Attack resistance*	– grado 0: nessuna resistenza a trapanatura / nessuna resistenza ad attacco meccanico; – grado A: resistenza a trapanatura da 3 a 5 min / resistenza ad attacco meccanico eccetto estrazione del cilindro; – grado B: resistenza a trapanatura da 5 a 10 min / resistenza ad attacco meccanico eccetto estrazione del cilindro; – grado C: resistenza a trapanatura da 3 a 5 min / resistenza ad attacco meccanico; – grado D: resistenza a trapanatura da 5 a 10 min / resistenza ad attacco meccanico.

SERIE MEZZO CILINDRO | *HALF CYLINDER LINE*

Serie *Line*	Finitura *Finishing* CS	A	B	C		g
36_*_-M	36_*_MCS2510113	35	25	10	10 - 40	255
36_*_-M	36_*_MCS2510112XX40	35	25	10	10 - 40	255
36_*_-M	36_*_MCS3010113	40	30	10	10 - 40	270
36_*_-M	36_*_MCS3010112XX40	40	30	10	10 - 40	270
36_*_-M	36_*_MCS3510113	46	36	10	10 - 40	288
36_*_-M	36_*_MCS4010113	51	41	10	10 - 40	303
36_*_-M	36_*_MCS4510113	56	46	10	10 - 40	318
36_*_-M	36_*_MCS5010113	61	51	10	10 - 40	333
36_*_-M	36_*_MCS6010113	71	61	10	10 - 40	363
36_*_-M	36_*_MCS7010113	81	71	10	10 - 40	393
36_*_-M	36_*_MCS8010113	91	81	10	10 - 40	423
36_*_-M	36_*_MCS9010113	101	91	10	10 - 40	453

* Campo da riempire, inserendo le lettere che identificano il profilo chiave assegnato. Esempio profilo 1A = 361AMCS2510113
Field to be filled by typing the code that identifies the profile of the key. Profile example 1A = 361AMCS2510113

Su richiesta possibilità esecuzione KA (chiavi uguali) 5,10 euro per line C-Q. Gruppi TANDEM 15,00 euro in aggiunta a costo cilindro per linea C e 10,00 euro per linea M, Q. Esecuzione pass 8,20 euro.
KA execution (key alike) on request euro 5,10 for line C-Q. Groups TANDEM euro 15,00 in addition to cylinder standard cost for line C and euro 10,00 for line M-Q. Pass execution 8,20 euro.

SERIE CHIAVE-CHIAVE | *KEY-KEY LINE*

Serie *Line*	Finitura *Finishing* CS	A	B	C		g
36_*_-C	36_*_CCS3030115	62	31	31	10 - 40	336
36_*_-C	36_*_CCS3035115	67	31	36	10 - 40	351
36_*_-C	36_*_CCS3040115	72	31	41	10 - 40	366
36_*_-C	36_*_CCS3045115	77	31	46	10 - 40	381
36_*_-C	36_*_CCS3050115	82	31	51	10 - 40	396
36_*_-C	36_*_CCS3055115	87	31	56	10 - 40	411
36_*_-C	36_*_CCS3060115	92	31	61	10 - 40	426
36_*_-C	36_*_CCS3070115	102	31	71	10 - 40	456
36_*_-C	36_*_CCS3080115	112	31	81	10 - 40	486
36_*_-C	36_*_CCS3090115	122	31	91	10 - 40	516
36_*_-C	36_*_CCS3535115	72	36	36	10 - 40	366
36_*_-C	36_*_CCS3540115	77	36	41	10 - 40	381
36_*_-C	36_*_CCS3545115	82	36	46	10 - 40	396
36_*_-C	36_*_CCS3550115	87	36	51	10 - 40	411
36_*_-C	36_*_CCS3555115	92	36	56	10 - 40	426
36_*_-C	36_*_CCS3560115	97	36	61	10 - 40	441
36_*_-C	36_*_CCS4040115	82	41	41	10 - 40	396
36_*_-C	36_*_CCS4045115	87	41	46	10 - 40	411
36_*_-C	36_*_CCS4050115	92	41	51	10 - 40	426
36_*_-C	36_*_CCS4055115	97	41	56	10 - 40	441
36_*_-C	36_*_CCS4060115	102	41	61	10 - 40	456
36_*_-C	36_*_CCS4070115	112	41	71	10 - 40	486
36_*_-C	36_*_CCS4080115	122	41	81	10 - 40	516
36_*_-C	36_*_CCS4545115	92	46	46	10 - 40	426
36_*_-C	36_*_CCS4550115	97	46	51	10 - 40	441
36_*_-C	36_*_CCS4555115	102	46	56	10 - 40	456
36_*_-C	36_*_CCS4565115	112	46	66	10 - 40	486
36_*_-C	36_*_CCS5050115	102	51	51	10 - 40	456
36_*_-C	36_*_CCS5060115	112	51	61	10 - 40	486
36_*_-C	36_*_CCS5070115	122	51	71	10 - 40	516





* Campo da riempire, inserendo le lettere che identificano il profilo chiave assegnato. Esempio profilo 1A = 361AMCS2510113
Field to be filled by typing the code that identifies the profile of the key. Profile example 1A = 361AMCS2510113

SERIE CHIAVE-CHIAVE DOPPIA FUNZIONE | *KEY-KEY LINE DOUBLE FUNCTION*

Serie *Line*	Finitura *Finishing* CS	A	B	C		g
36_*_-D	36_*_DCS3030115	62	31	31	10 - 40	336
36_*_-D	36_*_DCS3035115	67	31	36	10 - 40	351
36_*_-D	36_*_DCS3040115	72	31	41	10 - 40	366
36_*_-D	36_*_DCS3045115	77	31	46	10 - 40	381
36_*_-D	36_*_DCS3050115	82	31	51	10 - 40	396
36_*_-D	36_*_DCS3055115	87	31	56	10 - 40	411
36_*_-D	36_*_DCS3060115	92	31	61	10 - 40	426
36_*_-D	36_*_DCS3065115	97	31	66	10 - 40	441
36_*_-D	36_*_DCS3070115	102	31	71	10 - 40	456
36_*_-D	36_*_DCS3080115	112	31	81	10 - 40	486
36_*_-D	36_*_DCS3085115	117	31	86	10 - 40	501
36_*_-D	36_*_DCS3090115	122	31	91	10 - 40	516
36_*_-D	36_*_DCS3535115	72	36	36	10 - 40	366
36_*_-D	36_*_DCS3540115	77	36	41	10 - 40	381
36_*_-D	36_*_DCS3545115	82	36	46	10 - 40	396
36_*_-D	36_*_DCS3550115	87	36	51	10 - 40	411
36_*_-D	36_*_DCS3555115	92	36	56	10 - 40	426
36_*_-D	36_*_DCS3560115	97	36	61	10 - 40	441
36_*_-D	36_*_DCS3565115	102	36	66	10 - 40	456
36_*_-D	36_*_DCS3570115	107	36	71	10 - 40	471
36_*_-D	36_*_DCS4040115	82	41	41	10 - 40	396
36_*_-D	36_*_DCS4045115	87	41	46	10 - 40	411
36_*_-D	36_*_DCS4050115	92	41	51	10 - 40	426
36_*_-D	36_*_DCS4055115	97	41	56	10 - 40	441
36_*_-D	36_*_DCS4060115	102	41	61	10 - 40	456
36_*_-D	36_*_DCS4065115	107	41	66	10 - 40	471
36_*_-D	36_*_DCS4070115	112	41	71	10 - 40	486
36_*_-D	36_*_DCS4080115	122	41	81	10 - 40	516
36_*_-D	36_*_DCS4545115	92	46	46	10 - 40	426
36_*_-D	36_*_DCS4550115	97	46	51	10 - 40	441
36_*_-D	36_*_DCS4555115	102	46	56	10 - 40	456
36_*_-D	36_*_DCS4560115	107	46	61	10 - 40	471
36_*_-D	36_*_DCS4565115	112	46	66	10 - 40	486
36_*_-D	36_*_DCS4570115	117	46	71	10 - 40	501
36_*_-D	36_*_DCS5050115	102	51	51	10 - 40	456
36_*_-D	36_*_DCS5055115	107	51	56	10 - 40	471
36_*_-D	36_*_DCS5060115	112	51	61	10 - 40	486
36_*_-D	36_*_DCS5065115	117	51	66	10 - 40	501
36_*_-D	36_*_DCS5070115	122	51	71	10 - 40	516
36_*_-D	36_*_DCS5555115	112	56	56	10 - 40	486
36_*_-D	36_*_DCS5560115	117	56	61	10 - 40	501
36_*_-D	36_*_DCS5565115	122	56	66	10 - 40	516
36_*_-D	36_*_DCS5570115	117	56	61	10 - 40	501
36_*_-D	36_*_DCS6060115	122	61	61	10 - 40	516
36_*_-D	36_*_DCS6065115	127	61	66	10 - 40	531
36_*_-D	36_*_DCS6070115	132	61	71	10 - 40	546
36_*_-D	36_*_DCS6565115	132	66	66	10 - 40	546
36_*_-D	36_*_DCS6570115	137	66	71	10 - 40	561
36_*_-D	36_*_DCS7070115	142	71	71	10 - 40	576



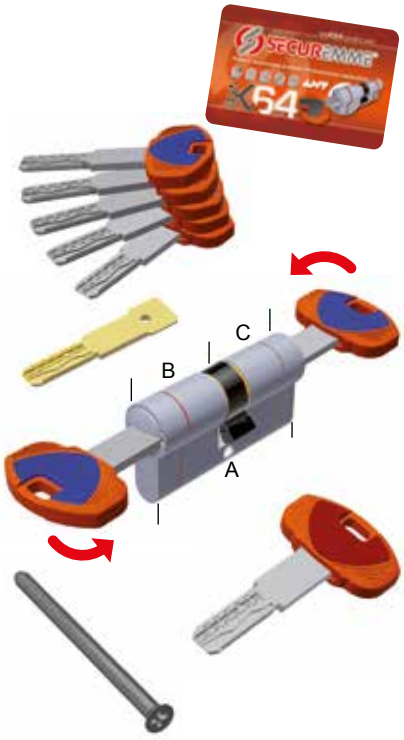

DISPONIBILE IN TUTTE LE MISURE FINO A MAX 200 (125-75 mm)

AVAILABLE IN ALL SIZES UP TO MAX 200 (125-75 mm)

* Campo da riempire, inserendo le lettere che identificano il profilo chiave assegnato. Esempio profilo 1A = 361AMCS2510113
Field to be filled by typing the code that identifies the profile of the key. Profile example 1A = 361AMCS2510113

Su richiesta possibilità esecuzione KA (chiavi uguali) 5,10 euro per line C-Q. Gruppi TANDEM 15,00 euro in aggiunta a costo cilindro per linea C e 10,00 euro per linea M, Q. Esecuzione pass 8,20 euro.
KA execution (key alike) on request euro 5,10 for line C-Q. Groups TANDEM euro 15,00 in addition to cylinder standard cost for line C and euro 10,00 for line M-Q. Pass execution 8,20 euro.

SERIE POMOLO REMOVIBILE | *REMOVABLE KNOB LINE*

Serie *Line*	Finitura *Finishing* CS	A	B	C		g
36_*_-P	36_*_PCS3030115	62	31	31	10 - 40	386
36_*_-P	36_*_PCS3035115	67	31	36	10 - 40	401
36_*_-P	36_*_PCS3040115	72	31	41	10 - 40	416
36_*_-P	36_*_PCS3045115	77	31	46	10 - 40	431
36_*_-P	36_*_PCS3050115	82	31	51	10 - 40	446
36_*_-P	36_*_PCS3055115	87	31	56	10 - 40	461
36_*_-P	36_*_PCS3060115	92	31	61	10 - 40	476
36_*_-P	36_*_PCS3070115	102	31	71	10 - 40	506
36_*_-P	36_*_PCS3080115	112	31	81	10 - 40	536
36_*_-P	36_*_PCS3090115	122	31	91	10 - 40	566
36_*_-P	36_*_PCS3530115	67	36	31	10 - 40	401
36_*_-P	36_*_PCS3535115	72	36	36	10 - 40	416
36_*_-P	36_*_PCS3540115	77	36	41	10 - 40	431
36_*_-P	36_*_PCS3545115	82	36	46	10 - 40	446
36_*_-P	36_*_PCS3550115	87	36	51	10 - 40	461
36_*_-P	36_*_PCS3555115	92	36	56	10 - 40	476
36_*_-P	36_*_PCS3560115	97	36	61	10 - 40	491
36_*_-P	36_*_PCS4030115	72	41	31	10 - 40	416
36_*_-P	36_*_PCS4035115	77	41	36	10 - 40	431
36_*_-P	36_*_PCS4040115	82	41	41	10 - 40	446
36_*_-P	36_*_PCS4045115	87	41	46	10 - 40	461
36_*_-P	36_*_PCS4050115	92	41	51	10 - 40	476
36_*_-P	36_*_PCS4055115	97	41	56	10 - 40	491
36_*_-P	36_*_PCS4060115	102	41	61	10 - 40	506
36_*_-P	36_*_PCS4530115	77	46	31	10 - 40	431
36_*_-P	36_*_PCS4535115	82	46	36	10 - 40	446
36_*_-P	36_*_PCS4540115	87	46	41	10 - 40	461
36_*_-P	36_*_PCS4545115	92	46	46	10 - 40	476
36_*_-P	36_*_PCS4550115	97	46	51	10 - 40	491
36_*_-P	36_*_PCS4555115	102	46	56	10 - 40	506
36_*_-P	36_*_PCS4560115	107	46	61	10 - 40	521
36_*_-P	36_*_PCS5030115	82	51	31	10 - 40	446
36_*_-P	36_*_PCS5035115	87	51	36	10 - 40	461
36_*_-P	36_*_PCS5040115	92	51	41	10 - 40	476
36_*_-P	36_*_PCS5045115	97	51	46	10 - 40	491
36_*_-P	36_*_PCS5050115	102	51	51	10 - 40	506
36_*_-P	36_*_PCS5530115	87	56	31	10 - 40	461
36_*_-P	36_*_PCS5535115	92	56	36	10 - 40	476
36_*_-P	36_*_PCS5545115	102	56	46	10 - 40	506
36_*_-P	36_*_PCS5555115	112	56	56	10 - 40	536
36_*_-P	36_*_PCS6030115	92	61	31	10 - 40	476
36_*_-P	36_*_PCS6035115	97	61	36	10 - 40	491
36_*_-P	36_*_PCS6040115	102	61	41	10 - 40	506
36_*_-P	36_*_PCS6045115	107	61	46	10 - 40	521
36_*_-P	36_*_PCS6050115	112	61	51	10 - 40	536
36_*_-P	36_*_PCS6055115	117	61	56	10 - 40	551
36_*_-P	36_*_PCS6060115	122	61	61	10 - 40	566
36_*_-P	36_*_PCS6555115	122	66	56	10 - 40	566
36_*_-P	36_*_PCS6565115	132	66	66	10 - 40	596
36_*_-P	36_*_PCS7030115	102	71	31	10 - 40	506
36_*_-P	36_*_PCS8030115	112	81	31	10 - 40	536
36_*_-P	36_*_PCS9030115	122	91	31	10 - 40	566





DISPONIBILE IN TUTTE LE MISURE FINO A MAX 200 mm

AVAILABLE IN ALL SIZES UP TO MAX 200 mm

* Campo da riempire, inserendo le lettere che identificano il profilo chiave assegnato. Esempio profilo 1A = 361AMCS2510113
Field to be filled by typing the code that identifies the profile of the key. Profile example 1A = 361AMCS2510113

Su richiesta possibilità esecuzione KA (chiavi uguali) 5,10 euro per line C-Q. Gruppi TANDEM 15,00 euro in aggiunta a costo cilindro per linea C e 10,00 euro per linea M, Q. Esecuzione pass 8,20 euro.
KA execution (key alike) on request euro 5,10 for line C-Q. Groups TANDEM euro 15,00 in addition to cylinder standard cost for line C and euro 10,00 for line M-Q. Pass execution 8,20 euro.

SERIE PREDISPOSIZIONE POMOLO | *KNOB PREDISPOSITION LINE*

Serie *Line*	Finitura *Finishing* CS	A	B	C		g
36_*_-Q	36_*_QCS3030115	62	31	31	10 - 40	336
36_*_-Q	36_*_QCS3035115	67	31	36	10 - 40	351
36_*_-Q	36_*_QCS3040115	72	31	41	10 - 40	366
36_*_-Q	36_*_QCS3045115	77	31	46	10 - 40	381
36_*_-Q	36_*_QCS3050115	82	31	51	10 - 40	396
36_*_-Q	36_*_QCS3055115	87	31	56	10 - 40	411
36_*_-Q	36_*_QCS3060115	92	31	61	10 - 40	426
36_*_-Q	36_*_QCS3065115	97	31	66	10 - 40	441
36_*_-Q	36_*_QCS3070115	102	31	71	10 - 40	456
36_*_-Q	36_*_QCS3080115	112	31	81	10 - 40	486
36_*_-Q	36_*_QCS3085115	117	31	86	10 - 40	501
36_*_-Q	36_*_QCS3090115	122	31	91	10 - 40	516

* Campo da riempire, inserendo le lettere che identificano il profilo chiave assegnato. Esempio profilo 1A = 361AMCS2510113
Field to be filled by typing the code that identifies the profile of the key. Profile example 1A = 361AMCS2510113

TANDEM EVOK

Tandem con diverso livello di sicurezza | *Tandem with different safety levels*

Possibilità di costruire il tuo impianto in KA o Tandem con le 2 tipologie di cilindro differenti.
È possibile combinare cilindri con sicurezze diverse ma gestendoli con la stessa chiave.
Esempio:
- porta blindata con un cilindro di altissima sicurezza (Evok 64) e chiusura di servizio con un cilindro di alta sicurezza (Evok 22) ,
- porta cantina / lucchetti / grate (evok 22) e porta basculante con (Evok 64).

EVOK 64 APRE SEMPRE EVOK 22 E NON VICEVERSA.

Possibility to establish KA or Tandem systems with 2 different models of cylinders. Cylinders of different security level can be combined together and managed with the same key.
Example:
- *armored door with very high security cylinder (Evok 64) and service closing with high security cylinder (Evok 22)*
- *cellar door / padlocks / grates (Evok 22) and rolling shutter door (Evok 64).*

EVOK 64 CAN ALWAYS OPEN EVOK 22 BUT NOT VICE VERSA

Sistema | *System*

IL PREZZO INDICATO, VA AGGIUNTO AL PREZZO DI OGNI CILINDRO
THE PRICE SPECIFIED IS INTENDED AS ADDITIONAL COST TO THE STANDARD ONE OF CYLINDER

DOTAZIONE | *SUPPLY*

EVOK64: 1 chiave cantiere, 1 chiave cambio, 5 definitive più card in confezione sigillata

EVOK64: 1 construction key, 1 change key, 5 definitive keys and card in sealed bag

EVOK22: 3 definitive in confezione sigillata

EVOK22: 3 definitive keys in sealed bag

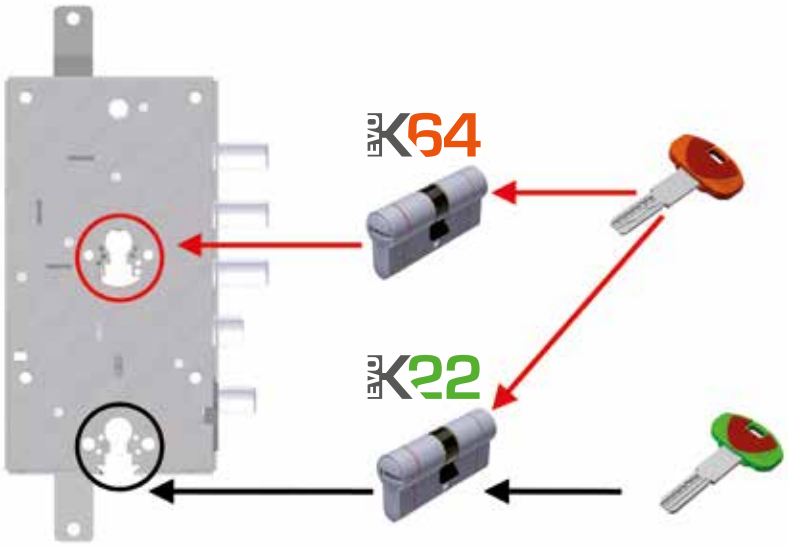

Cilindro MODULARE a profilo europeo di altissima sicurezza con doppio sistema di cifratura meccanico a 6 perni e pista a 4 elementi mobili attivi.
Profilo Personalizzato e riservato: 1 chiave cantiere + 3 chiavi definitive in alpacca. Personalizzazione security card. Profilo Italia CG - AG - BE - BT - BZ.
Chiave protetta da Marchio Comunitario Figurativo N° 010075299
e da Design Comunitario registrato N° 001283071-0002 per un'elevata tutela contro la riproduzione illegale della chiave.
Duplicazione chiave controllata. La riproduzione può avvenire unicamente previa esibizione della security card e di una chiave originale. Security card per la duplicazione autorizzata delle chiavi presso TEAM SECUREMME per il profilo Italia.

DOTAZIONE: 1 chiave cantiere, 3/5 chiavi in alpacca, security card in confezione sigillata. Vite di fissaggio. Forma ergonomica della chiave.

- Anti-pick
- Anti-trapano
- Cam din 30° per un'elevata resistenza alla spinta
- Finiture: cromo satinata
- Rinforzo TOTALE del corpo in acciaio inox
- Cilindro resistente al bumping
- Cam DIN 30° (C, P, Q)
- Chiave piatta reversibile
- Esecuzioni speciali: KA - CA - CC - CM MK - GMK - GGMK - TANDEM pag. 154

- Assemblando al corpo cilindro da 30 mm i distanziali da 5/10/20 si può comporre la lunghezza desiderata evitando voluminose scorte di magazzino.
- Facilità di montaggio direttamente sul posto dell'intervento senza inutili costi di sopralluogo.
- K5 si distingue per la facilità nelle esecuzioni KA e gruppi masterizzati MK, GMK e GGMK mantenendo la sicurezza e la comodità di gestire con un'unica chiave più ingressi con combinazioni diverse. Utilizzando una sola chiave si possono aprire il cancello d'entrata, la porta condominiale, la porta di casa, il locale caldaia ecc.

Cilindro con "SISTEMA CHIAVE DA CANTIERE": si utilizza la prima chiave in fase di cantiere, successivamente a lavori ultimati, si consegna al proprietario un set sigillato di chiavi che, modificando la cifratura, esclude e rende inutilizzabile la chiave usata in precedenza.

European profile and high security MODULAR cylinder, double mechanical coding system with 6 pins, snake and 4 active mobile elements.
Personalized and reserved profile: 1 construction key + 3 nickel silver definitive keys. Personalization of security card. Free profile: CG - AG - BE - BT - BZ.
Key protected by Community Figurative Mark N ° 010075299
and registered Community Design N ° 001283071-0002 for high protection against illegal key duplication.
Controlled key duplication. Duplication can only take place upon presentation of the security card and an original key. Security card for authorized duplication of free profile keys in TEAM SECUREMME shops.

SUPPLY: 1 site key, 3/5 silver nickel keys, security card in sealed bag. Fixing screw. Ergonomic key shape.

- Anti-pick
- Anti-drill
- Cam din 30° for strong resistance against push
- Finishing: chrome satin
- TOTAL body reinforcement in stainless steel
- Cylinder resistant against bumping
- Cam DIN 30° (C, P, Q)
- Flat reversible key
- Special executions: KA - CA - CC - CM MK - GMK - GGMK - TANDEM page 154

- By assembling spacers of 5/10/20 mm to the body cylinder of 30 mm, you can compose the requested length time by time thus avoiding voluminous stock.
- Easy to assemble directly on site without any unnecessary inspection costs.
- K5 is distinguished by its easy execution of KA and master groups MK, GMK, GGMK keeping the security and convenience of managing many entries by a single key. You can open the entrance gate, the main entrance door, the door, the boiler local etc…

Cylinder with "SITE KEY SYSTEM" that allows the use of the first key (site key) during workings. Then when workings are over, you will hand to the final owner the keys in sealed bag that by modifying the code will make the site key not operative anymore.

PROFILI PERSONALIZZATI
MASTERIZZAZIONI
PERSONALIZED PROFILES
MASTER EXECUTIONS

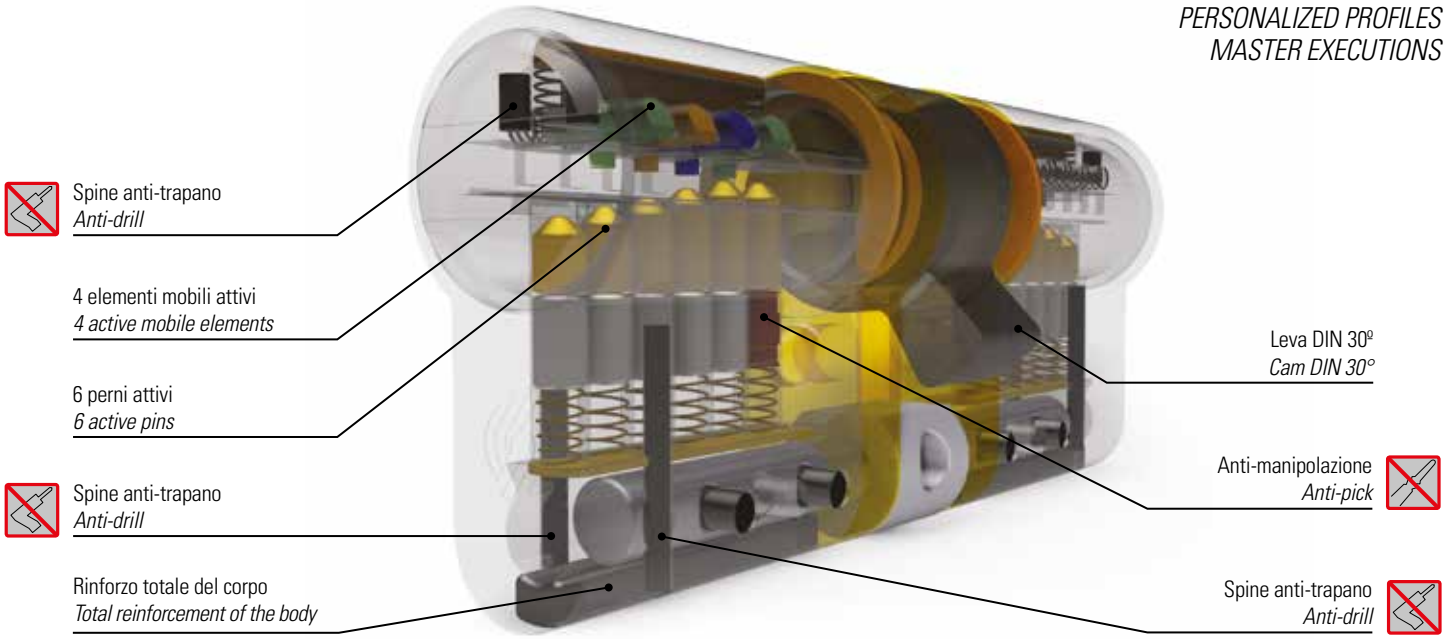

SERIE CHIAVE-CHIAVE | *KEY-KEY LINE*

Serie *Line*	Finitura *Finishing* CS	A	B	C		g
3500-C	3500CCS30301X5	62	31	31	5 - 20	306
3500-C	3500CCS30351X5	67	31	36	5 - 20	323
3500-C	3500CCS30401X5	72	31	41	5 - 20	340
3500-C	3500CCS30451X5	77	31	46	5 - 20	350
3500-C	3500CCS30501X5	82	31	51	5 - 20	363
3500-C	3500CCS30551X5	87	31	56	5 - 20	375
3500-C	3500CCS30601X5	92	31	61	5 - 20	390
3500-C	3500CCS30651X5	97	31	66	5 - 20	397
3500-C	3500CCS30701X5	102	31	71	5 - 20	415
3500-C	3500CCS30801X5	112	31	81	5 - 20	417
3500-C	3500CCS30901X5	122	31	91	5 - 20	467
3500-C	3500CCS35351X5	72	36	36	5 - 20	335
3500-C	3500CCS35401X5	77	36	41	5 - 20	350
3500-C	3500CCS35451X5	82	36	46	5 - 20	357
3500-C	3500CCS35501X5	87	36	51	5 - 20	377
3500-C	3500CCS35551X5	92	36	56	5 - 20	387
3500-C	3500CCS35601X5	97	36	61	5 - 20	397
3500-C	3500CCS35701X5	107	36	71	5 - 20	410
3500-C	3500CCS35751X5	112	36	76	5 - 20	423
3500-C	3500CCS40401X5	82	41	41	5 - 20	365
3500-C	3500CCS40451X5	87	41	46	5 - 20	377
3500-C	3500CCS40501X5	92	41	51	5 - 20	390
3500-C	3500CCS40551X5	97	41	56	5 - 20	402
3500-C	3500CCS40601X5	102	41	61	5 - 20	417
3500-C	3500CCS40651X5	107	41	66	5 - 20	430
3500-C	3500CCS40701X5	112	41	71	5 - 20	415
3500-C	3500CCS40801X5	122	41	81	5 - 20	440
3500-C	3500CCS45451X5	92	46	46	5 - 20	357
3500-C	3500CCS45501X5	97	46	51	5 - 20	402
3500-C	3500CCS45551X5	102	46	56	5 - 20	410
3500-C	3500CCS45601X5	107	46	61	5 - 20	428
3500-C	3500CCS45651X5	112	46	66	5 - 20	440
3500-C	3500CCS45701X5	117	46	71	5 - 20	428
3500-C	3500CCS50501X5	102	51	51	5 - 20	415
3500-C	3500CCS50601X5	112	51	61	5 - 20	442
3500-C	3500CCS50701X5	122	51	71	5 - 20	467
3500-C	3500CCS50801X5	132	51	81	5 - 20	493
3500-C	3500CCS55601X5	117	56	61	5 - 20	445
3500-C	3500CCS55651X5	122	56	66	5 - 20	467
3500-C	3500CCS60601X5	122	61	61	5 - 20	467
3500-C	3500CCS60651X5	127	61	66	5 - 20	480



Possibilità di esecuzione cilindri con doppia funzione. In aggiunta al cilindro circa 5,00 euro.
Possibility of execution with double function, additional cost of about 5,00 Euro to cylinder.

SERIE MEZZO CILINDRO | *HALF CYLINDER LINE*

Serie *Line*	Finitura *Finishing* CS	A	B	C		g
3500-M	3500MCS30101X3	41	31	10	5 - 20	297
3500-M	3500MCS35101X3	46	36	10	5 - 20	309
3500-M	3500MCS40101X3	51	41	10	5 - 20	324
3500-M	3500MCS45101X3	56	46	10	5 - 20	336
3500-M	3500MCS50101X3	61	51	10	5 - 20	349
3500-M	3500MCS55101X3	66	56	10	5 - 20	362
3500-M	3500MCS60101X3	71	61	10	5 - 20	375
3500-M	3500MCS70101X3	81	71	10	5 - 20	400

SERIE POMOLO REMOVIBILE | *REMOVABLE KNOB LINE*

Serie *Line*	Finitura *Finishing* CS	A	B	C		g
3500-P	3500PCS30301X5	62	31	31	5 - 20	382
3500-P	3500PCS35301X5	67	36	31	5 - 20	399
3500-P	3500PCS35351X5	72	36	36	5 - 20	413
3500-P	3500PCS35401X5	77	36	41	5 - 20	426
3500-P	3500PCS35451X5	82	36	46	5 - 20	438
3500-P	3500PCS40301X5	72	41	31	5 - 20	414
3500-P	3500PCS40351X5	77	41	36	5 - 20	451
3500-P	3500PCS40401X5	82	41	41	5 - 20	441
3500-P	3500PCS40451X5	87	41	46	5 - 20	453
3500-P	3500PCS40501X5	92	41	51	5 - 20	466
3500-P	3500PCS45301X5	77	46	31	5 - 20	426
3500-P	3500PCS45351X5	82	46	36	5 - 20	438
3500-P	3500PCS45401X5	87	46	41	5 - 20	453
3500-P	3500PCS45451X5	92	46	46	5 - 20	465
3500-P	3500PCS50301X5	82	51	31	5 - 20	439
3500-P	3500PCS50401X5	92	51	41	5 - 20	466
3500-P	3500PCS50451X5	97	51	46	5 - 20	478
3500-P	3500PCS50501X5	102	51	51	5 - 20	491
3500-P	3500PCS55351X5	92	56	36	5 - 20	463
3500-P	3500PCS55451X5	102	56	46	5 - 20	490
3500-P	3500PCS60301X5	92	61	31	5 - 20	466
3500-P	3500PCS60401X5	102	61	41	5 - 20	493

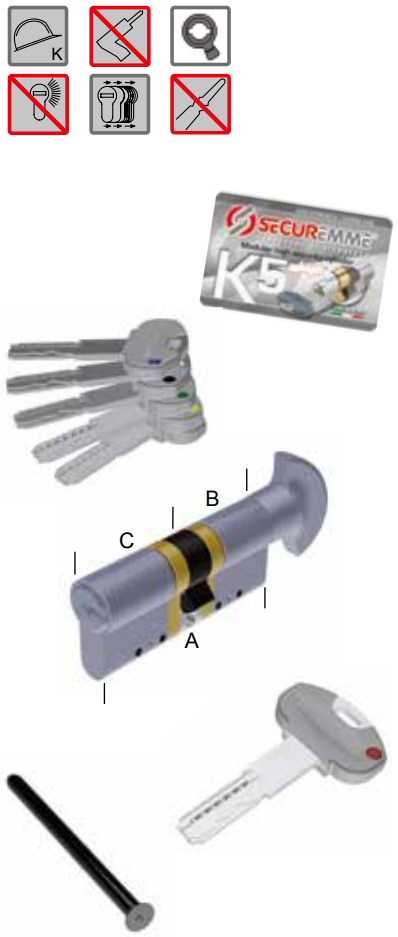

SERIE PREDISPOSIZIONE POMOLO | *KNOB PREDISPOSITION LINE*

Serie *Line*	Finitura *Finishing* CS	A	B	C		g
3500-Q	3500QCS30301X5	61	31	31	5 - 20	334
3500-Q	3500QCS30351X5	67	31	36	5 - 20	351
3500-Q	3500QCS30401X5	72	31	41	5 - 20	366
3500-Q	3500QCS30451X5	77	31	46	5 - 20	378
3500-Q	3500QCS30501X5	82	31	51	5 - 20	391
3500-Q	3500QCS30551X5	87	31	56	5 - 20	409
3500-Q	3500QCS30601X5	92	31	61	5 - 20	420
3500-Q	3500QCS30651X5	97	31	66	5 - 20	437
3500-Q	3500QCS30701X5	102	31	71	5 - 20	458
3500-Q	3500QCS30801X5	112	31	81	5 - 20	489

SERIE CAM DENTATA DISPONIBILE IN TUTTE LE MISURE | *LINE WITH TOOTHED CAM AVAILABLE IN ALL MEASURES*

Serie *Line*	Codice *Code*	Descrizione *Description*	A	B	C		g
3500-G	3500**C**CS30301X5**G0** 3500**Q**CS30301X5**G0** 3500**P**CS30301X5**G0**	Possibilità di esecuzione cilindri con CAM dentata a 10 o 13 denti. Comporre il codice come da esempio a pag. 124. Disponibile per serie C, P, Q. In aggiunta al prezzo del cilindro 2,00 euro. *Possibility of execution cylinder with toothed CAM 10 or 13 teeth. Set the code as example of page 124. Available for line C, P, Q. 2,00 euro in addition to cylinder standard price.*	62 62 62	31 31 31	31 31 31	5 - 20 5 - 20 5 - 20	306 334 382

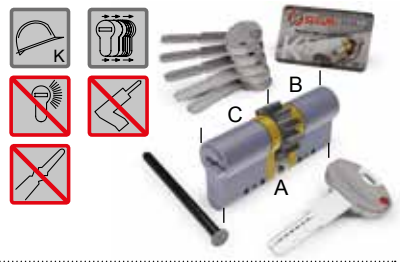

SERIE ELETTRICA | *ELECTRICAL LINE*

Serie *Line*	Codice *Code*	Descrizione *Description*	B	C		g
3500-E	3500ECS1530XX3	Cilindro per serratura per cancelletto elettrico serie K5 *Cylinder for electronic gate line K5*	15	30	5 - 20	0,313

ESEMPI DI MONTAGGIO | *EXAMPLES OF ASSEMBLY*

LINEA K5 C: CHIAVE CHIAVE | *LINE K5 C: KEY KEY*

misura | *size* 50 - 35 mm

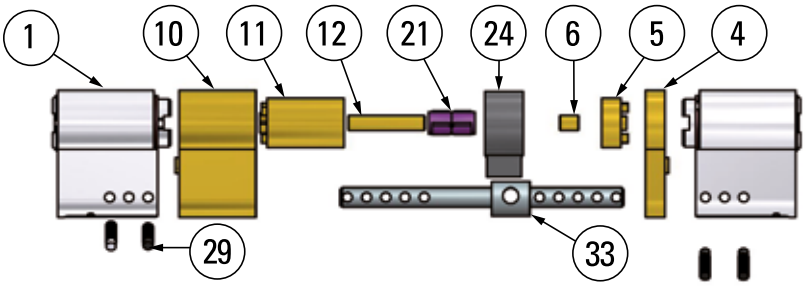

LINEA K5 D: DOPPIA FUNZIONE | *LINE K5 P: DOUBLE FUNCTION*

misura | *size* 40 - 35 mm

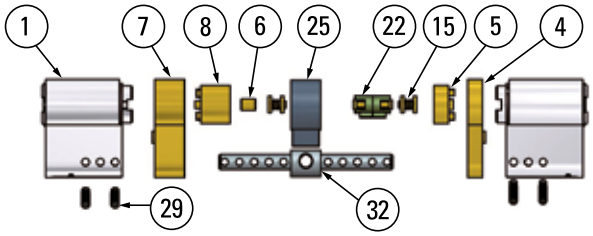

LINEA K5 M: MEZZO CILINDRO | *LINE K5 M: HALF CYLINDER*

misura | *size* 40 - 10 mm

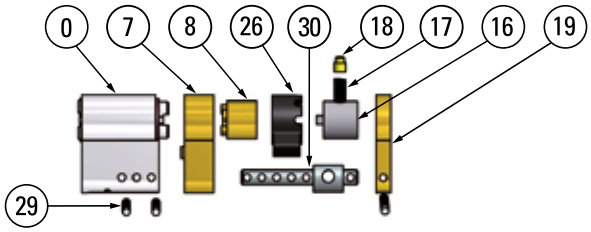

LINEA K5 P: POMOLO REMOVIBILE | *LINE K5 P: REMOVABLE KNOB*

misura | *size* 35 - 40 mm

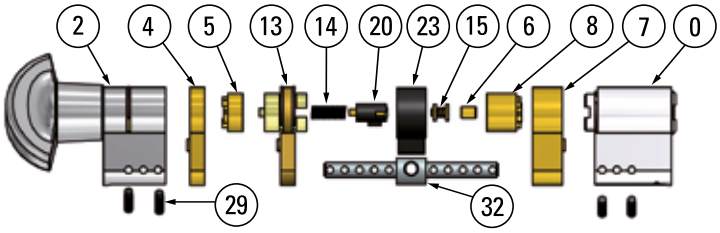

ESECUZIONE | *EXECUTION* KA

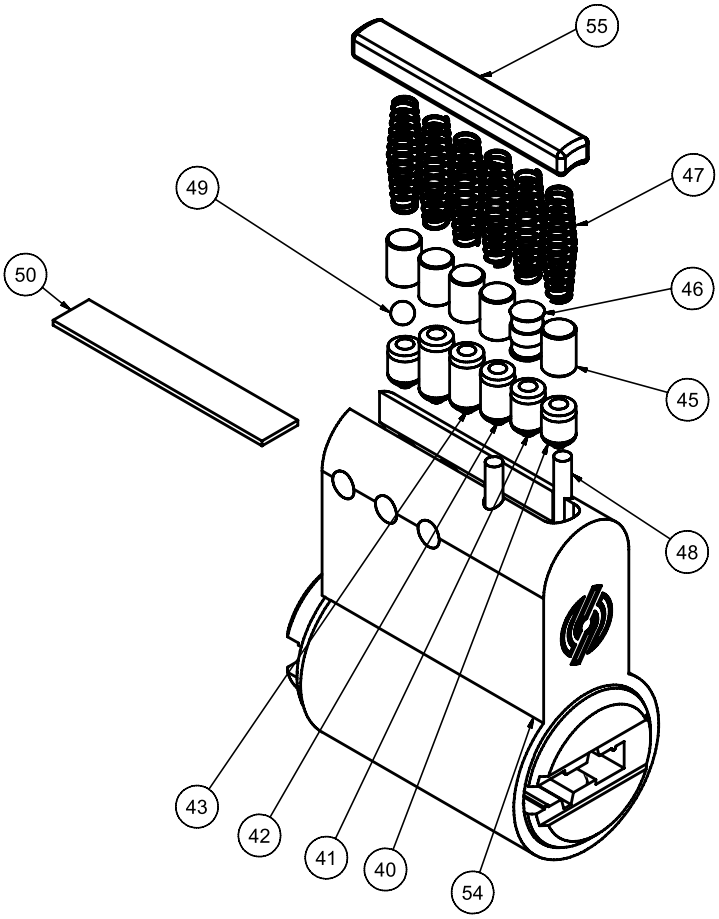

LINEA K5 Q: PREDISPOSIZIONE POMOLO | *LINE K5 Q: KNOB PREDISPOSITION*

misura | *size* 30 - 40 mm

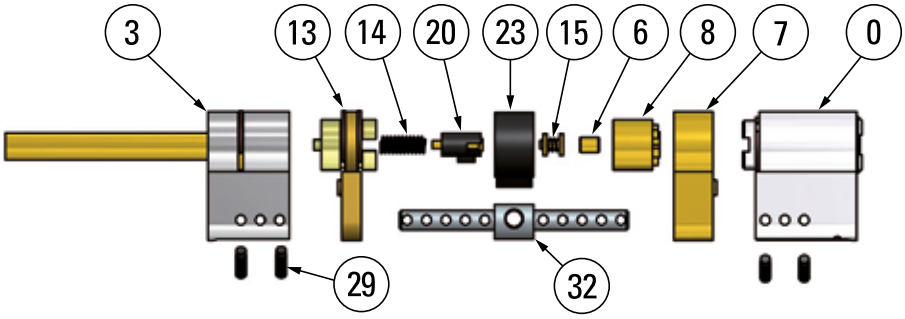

I VANTAGGI DEL KIT "VALIGETTA" ART. VA3500XX4525

Facilità di montaggio direttamente sul posto dell'intervento senza costi di sopralluogo. Con gli articoli in dotazione si possono comporre tutti i modelli **chiave - chiave (C), doppia funzione/frizionato (D), mezzo cilindro (M), pomolo (P), predisposizione pomolo (Q) e tutte le misure richieste riducendo le scorte di magazzino.**

THE ADVANTAGES OF KIT "VALIGETTA" ART. VA3500XX4525

Easy assembly even directly on place thus avoiding useless inspection costs. The standard components included in supply allow the assembly of all models ***key - key (C), double function (D), half cylinder (M), knob (P), knob predisposition (Q) and all measures requested thus reducing the stock.***

Codice *Code*	Descrizione *Description*	Qty		g	Legenda *Legend*
3500UCS27XX1X3	Mezzo corpo per serie (M), (Q), (P). 1 card, 1 chiave da cantiere+3 chiavi definitive in confezione sigillata. Confezione inclusa. *Half body for line (M), (Q), (P).* *1 card, 1 site key + 3 keys in sealed bag. Packing included.*	-	5	260	0
3500UCSXX27XXX NEW	Mezzo corpo da utilizzare per esecuzioni KA o Masterizzate. Completo di perno resistente alla manipolazione, spine resistenti al trapano, pista. **Nell'ordine indicare il profilo.** *Half Body for KA or master executions: completed with pin resistant to manipulation, pins resistant to drill, track.* ***Specify profile in order.***	-	5	124	**Nell'ordine indicare il profilo.** ***Specify profile in order.*** A
3500UCS27271X5XX	Doppio corpo del cilindro per serie chiave-chiave (C) e doppia funzione (D). **Profilo personalizzato**: 1 card, 1 chiave da cantiere + 3 chiavi in confezione sigillata. **Profilo Italia**: 1 card, 1 chiave da cantiere + 5 chiavi in confezione sigillata. Confezione inclusa. *Double cylinder body for line key-key (C) and double function (D).* ***Personalized profile**: 1 card, 1 site key + 3 keys in sealed bag.* ***Italy profile**: 1 card, 1 site key + 5 keys in sealed bag. Packing included.*	2	5	322	1
3500PCS21XX	Lato pomolo da 20 mm con pomolo premontato *Knob side 20 mm with assembled knob*	1	20	109	2
3500QCS21XX	Lato pomolo regolabile da 20 mm *Knob side 20 mm adjustable*	1	20	67	3
DS3500COT05XX	Distanziale statore da 5 mm *Thickness body 5 mm*	10	20	8	4
DR3500CZA05XX	Distanziale rotore da 5 mm *Thickness plug 5 mm*	10	20	3	5
DT3500COT05XX	Distanziale tigia da 5 mm *Thickness inner cam 5 mm*	10	20	1	6
DS3500COT10XX	Distanziale statore da 10 mm *Thickness body 10 mm*	10	20	18	7

Articoli in dotazione nel kit "valigetta"
Articles included as standard supply of Kit "valigetta"

Codice *Code*	Descrizione *Description*	Qty		g		Legenda *Legend*
DR3500CZA10XX	Distanziale rotore da 10 mm *Thickness plug 10 mm*	10	20	7		8
DT3500COT10XX	Distanziale tigia da 10 mm *Thickness inner cam 10 mm*	10	20	2		9
DS3500COT20XX	Distanziale statore da 20 mm *Thickness body 20 mm*	5	20	35		10
DR3500CZA20XX	Distanziale rotore da 20 mm *Thickness plug 20 mm*	5	20	13		11
DT3500COT20XX	Distanziale tigia da 20 mm *Thickness inner cam 20 mm*	5	20	4		12
DS3500POT05XX	Distanziale tigia per serie P e Q da 5 mm *Thickness inner cam for line P and Q 5 mm*	5	20	20		13
ML3500PZB11XX	Molla per serie P e Q *Spring for line P and Q*	5	100	0,2		14
DT3500POT05XX	Distanziale tigia per serie D/P/Q *Thickness inner cam for line D/P/Q*	10	20	0,5		15
DR3500MOT10XX	Distanziale del rotore serie M *Thickness body line M*	5	20	9		16
ML3500MZB11XX	Molla serie M *Spring line M*	5	20	0,1		17
SP3500MOT05XX	Spina per cam serie M *Spring for cam line M*	5	20	0,3		18
DS3500MOT05XX	Distanziale statore serie M *Thickness body line M*	5	20	8		19
IC3500PCN10XX	Tigia per serie P e Q *Inner cam for line P and Q*	5	20	2		20
IC3500CCN10XX	Tigia per serie C *Inner cam for line C*	5	20	2		21
IC3500DCN10XX	Tigia per serie D *Inner cam for line D*	5	20	2		22
CM3500PCN10XX	Cam per serie P e Q *Cam for line P and Q*	5	20	10		23
CM3500CCN10XX	Cam per serie C *Cam for line C*	5	20	8		24
CM3500DCN10XX	Cam per serie D *Cam for line D*	5	20	10		25
CM3500MCN10XX	Cam per serie M *Cam for line M*	5	20	6		26

Articoli in dotazione nel kit "valigetta"
Articles included as standard supply of Kit "valigetta"

Codice *Code*	Descrizione *Description*	Qty		g	Legenda *Legend*
CM3500CCN10G0	Cam 10 denti per serie C I *Cam 10 teeth for line C*	-	20	6	27
CM3500CCN10G3	Cam 13 denti per serie C I *Cam 13 teeth for line C*	-	20	6	
CM3500PCN10G0	Cam 10 denti per serie P/Q I *Cam 10 teeth for line P/Q*	-	20	6	
CM3500PCN10G3	Cam 13 denti per serie P/Q I *Cam 13 teeth for line P/Q*	-	20	6	
SP3500CAIXXXX	Spine per bloccare il corpo del cilindro *Pins to block the cylinder body*	50	250	0,2	29
SB3500MAI3010	Barra di allungamento in acciaio inox, per serie M. Da utilizzare per lato B=31/36/41 mm e lato C= 10 mm *Extension steel bar for line M. Use for side B= 31/36/41 mm and side C= 10 mm*	1	20	6	30
SB3500MAI4010	Barra di allungamento in acciaio inox, per serie M. Da utilizzare per lato B=46 /51mm e lato C= 10 mm *Extension steel bar for line M. Use for side B= 46/51 mm and side C= 10 mm*	1	20	7	31
SB3500CAI3030	Barra di allungamento in acciaio inox. Da utilizzare per lato B=31/36/41 mm e lato C= 31/36/41 mm *Extension steel bar. Use for side B= 31/36/41 mm and side C= 31/36/41 mm*	2	20	10	32
SB3500CAI3045	Barra di allungamento in acciaio inox. Da utilizzare per lato B=31/36/41 mm e lato C= 46/51/56 mm *Extension steel bar. Use for side B= 31/36/41 mm and side C= 46/51/56 mm*	2	10	12	33
SB3500CAI3060	Barra di allungamento in acciaio inox. Da utilizzare per lato B=31/36/41 mm e lato C= 61/66/71 mm *Extension steel bar. Use for side B= 31/36/41 mm and side C= 61/66/71 mm*	1	10	13	34
SB3500CAI4545	Barra di allungamento in acciaio inox. Da utilizzare per lato B=46/51/56 mm e lato C= 46/51/56 mm *Extension steel bar. Use for side B= 46/51/56 mm and side C= 46/51/56 mm*	1	10	14	35
SB3500CAI4560	Barra di allungamento in acciaio inox. Da utilizzare per lato B=46/51/56 mm e lato C= 61/66/71 mm *Extension steel bar. Use for side B= 46/51/56 mm and side C= 61/66/71 mm*	1	10	15	36
SB3500CAI6060	Barra di allungamento in acciaio inox. Da utilizzare per lato B=61/66/71 mm e lato C 61/66/71 mm *Extension steel bar. Use for side B= 61/66/71 mm and side C= 61/66/71 mm*	1	10	18	37
SB3500CAI3090	Barra di allungamento in acciaio inox. Da utilizzare per lato B=31/36/41 mm e lato C 81/86/91 mm *Extension steel bar. Use for side B= 31/36/41 mm and side C= 81/86/91 mm*	1	20		38
SB3500CAIXXXX NEW	Barra di allungamento in acciaio inox universale. Con questa barra si possono comporre tutte le lunghezze, dalla più piccola 31-10 mm per la serie M a un massimo per la serie C di 121-76 mm con una lunghezza totale del cilindro di 200 mm. B=da 76 a 121 mm e lato C da 10 a 75 mm *Extension universal steel bar. You can use this bar to reach all lengths from 31-10 mm for line M up to 121-76 mm for line C with cylinder total length 200 mm* *B=76 to 121 mm and side C=10 to 75 mm*	-	-	23	39
AT35RIXZBXXXX NEW	Righello per misurare e tagliare barre di allungamento *Ruler to measure and cut extension bars*	-	-	16	B

Articoli in dotazione nel kit "valigetta"
Articles included as standard supply of Kit "valigetta"

Codice *Code*	Descrizione *Description*	Qty		g	Legenda *Legend*
PE3501X0T03RT	Perni combinazione 1 I *Pins combination 1*	50	250	0,08	40
PE3502X0T03RT	Perni combinazione 2 I *Pins combination 2*	50	250	0,08	41
PE3503X0T03RT	Perni combinazione 3 I *Pins combination 3*	50	250	0,08	42
PE3504X0T03RT	Perni combinazione 4 I *Pins combination 4*	50	250	0,08	43
PE3505X0T03RT	Perni combinazione 5 I *Pins combination 5*	50	250	0,08	44
PE3550X0T01ST	Pastiglia n. 1 per masterizzazioni *Pin n. 1 for master executions*	-	250		C
PE3550X0T02ST	Pastiglia n. 2 per masterizzazioni *Pin n. 2 for master executions*	-	250		
PE3550X0T03ST	Pastiglia n. 3 per masterizzazioni *Pin n. 3 for master executions*	-	250		
PE3550X0T04ST	Pastiglia n. 4 per masterizzazioni *Pin n. 4 for master executions*	-	250		
PE3510X0T03ST	Controperni I *Return pins*	10	250	-	45
PE3520XZB03ST	Perni antipicking I *Anti-picking pins*	10	250	-	46
ML3500XXXXXST	Molle I *Springs*	50	250	-	47
SP3500CCN07ST	Spine antitrapano I *Anti-drilling pins*	-	250	-	48
SF3500XAI02RT	Sfera da cantiere I *Site sphere*	10	250	-	49
PA3500COTXXST	Piastrina ottone I *Brass plate*	-	100	-	50
AT35ATXXXXXXX	Stampo per montaggio cilindro *Mould for cylinder assembly*	1	-	550	51
AT35MTXXXXXXX	Martello I *Hammer*	1	-	270	52
AT35PNXCR02XX	Cacciaspine I *Punch*	1	-	66	53
AT35PZXCRXXXX	Pinza I *Pincers*	1	-	14	54
TP3500CBKXXXX	Tappo per chiusura cilindro K5 serie C in nylon nero *Cap for closing cylinder K5 line C in black nylon*	-	20		55
TP3500PBKXXXX	Tappo per chiusura cilindro K5 serie P/Q in nylon nero *Cap for closing cylinder K5 line P/Q in black nylon*	-	20	14	56

NEW

Articoli in dotazione nel kit "valigetta"
Articles included as standard supply of Kit "valigetta"

NEW

VA3000XX3225



KY

Codice *Code*	Descrizione *Description*	Qty		g
PE3001X0T03RT	Perni combinazione 1 I *Pins combination 1*	250	250	-
PE3002X0T03RT	Perni combinazione 2 I *Pins combination 2*	250	250	-
PE3003X0T03RT	Perni combinazione 3 I *Pins combination 3*	250	250	-
PE3004X0T03RT	Perni combinazione 4 I *Pins combination 4*	250	250	-
PE3005X0T03RT	Perni combinazione 5 I *Pins combination 5*	250	250	-
PE3006X0T03RT	Perni combinazione 6 I *Pins combination 6*	250	250	-
PE3050X0O01RT	Perni per masterizzazione 1 I *Pins for master 1*	250	250	-
PE3050X0O02RT	Perni per masterizzazione 2 I *Pins for master 2*	250	250	-
PE3050X0O03RT	Perni per masterizzazione 3 I *Pins for master 3*	250	250	-
PE3050X0O04RT	Perni per masterizzazione 4 I *Pins for master 4*	250	250	-
PE3050X0O05RT	Perni per masterizzazione 5 I *Pins for master 5*	250	250	-
PE3050X0O01ST	Pastiglie per masterizzazione 1 I *Tablets for master 1*	250	250	-
PE3050X0O02ST	Pastiglie per masterizzazione 2 I *Tablets for master 2*	250	250	-
PE3050X0O03ST	Pastiglie per masterizzazione 3 I *Tablets for master 3*	250	250	-
PE3050X0O04ST	Pastiglie per masterizzazione 4 I *Tablets for master 4*	250	250	-
PE3050X0O05ST	Pastiglie per masterizzazione 5 I *Tablets for master 5*	250	250	-
PE3050X0O06ST	Pastiglie per masterizzazione 6 I *Tablets for master 6*	250	250	-
ML3000XXXXXST	Molle per combinazione I *Springs for combination*	250	250	-
PE3010X0T03ST	Controperno I *Return pin*	250	250	-
CM3000MCN10XX	Cam (leva) per mezzo cilindro I *Cam (lever) for half cylinder*	4	-	-
CM3000PCN10XX	Cam (leva) per pomolo I *Cam (lever) for knob*	4	-	-
CM3000CCN10XX	Cam (leva) per doppio cilindro I *Cam (lever) for double cylinder*	4	-	-
IC3000CCN10XX	Tigia per doppio cilindro I *Inner cam for double cylinder*	4	-	-
ML3000PZBXXXX	Molla per pomolo I *Spring for knob*	50	250	-
AR3000XCNXXXX	Seeger I *Seeger*	250	250	-

NEW

VA3200XX3225

K2

Codice *Code*	Descrizione *Description*	Qty		g
PE3201X0T03RT	Perno 1 linea normale I *Pin 1 normal line*	250	250	-
PE3202X0T03RT	Perno 2 linea normale I *Pin 2 normal line*	250	250	-
PE3203X0T03RT	Perno 3 linea normale I *Pin 3 normal line*	250	250	-
PE3204X0T03RT	Perno 4 linea normale I *Pin 4 normal line*	250	250	-
ML3200XXXXXST	Molle normale I *Springs normal*	250	250	-
PE3210X0T03ST	Controperno I *Return pin*	250	250	-
CM3000MCN10XX	Cam per mezzo cilindro K2M I *Cam for half cylinder K2M*	4	-	-
CM3200PCN10XX	Cam per pomolo K2P e K2Q I *Cam for knob K2P and K2Q*	4	-	-
CM3200CCN10XX	Cam per doppio cilindro K2C I *Cam for double cylinder K2C*	4	-	-
IC3200CCN10XX	Tigia per doppio cilindro I *Inner cam for double cylinder*	4	-	-
ML3200PZBXXXX	Molla per pomolo I *Spring for knob*	250	250	-
AR3200XCNXXXX	Seeger bloccaggio rotore 0,7 I *Seeger for locking plug 0,7*	250	250	-
SF3200XCNOIRT	Sfera da cantiere I *Site sphere*	250	250	-
AT32DSKZBXXXX	Kit attrezzi di montaggio per serie K2 per esecuzioni KA *Tool kit for KA executions line K2*	5	-	-
SF3000XCNXXST	Sfera pomolo I *Knob sphere*	250	-	-
VT26M5XZB70CI	Vite di fissaggio I *Fixing screw*	40	-	-

KA CC CM

Sistema facilitato per esecuzioni di combinazioni KA e gruppi masterizzati MK, GMK, MMK CAM, CA, CC, CM, TANDEM. Accanto alla sicurezza anche la comodità di gestire con un'unica chiave sistemi a chiave maestra che permettono l'apertura di più porte con un'unica chiave. Per esempio, si possono aprire più ingressi con combinazioni diverse, come il cancello d'entrata, la porta condominiale, la porta di casa, il locale caldaie, tutto utilizzando una sola chiave.

IL PREZZO INDICATO, VA AGGIUNTO AL PREZZO DI OGNI CILINDRO

Easy system for KA combinations executions and master groups MK GMK, MMK CAM, CA, CC, CM, TANDEM. *The security and comfort of managing master systems with one single key that can open different doors. For example, you can open more entries with different combinations, such as entry gate, main entrance, apartment door, boiler room by one single key.*

THE PRICE SPECIFIED IS INTENDED AS ADDITIONAL COST TO THE STANDARD ONE OF CYLINDER

Sistema I *System*	KY	K1	K2	EVOK22	EVOK64	K5
KA						

Tutti i cilindri hanno la stessa combinazione. Con 1 chiave, apri cancello di ingresso, porta blindata, garage e persiane di sicurezza.

All cylinders have the same combination. Opening of entrance gate, safety door, garage and shutter by one single key.

Sistema I *System*	KY	K1	K2	EVOK22	EVOK64	K5
A CAMPIONE ***AS SAMPLE***						

Viene richiesto un cilindro con combinazione richiesta dal cliente e non a scelta dall'azienda.

Cylinder requested with specific codification provided by the customer and not of Securemme's choice.

Sistema I *System*	KY	K1	K2	EVOK22	EVOK64	K5
CANTIERE	-	di serie I *standard supply*	di serie I *standard supply*	di serie I *standard supply*	di serie I *standard supply*	di serie I *standard supply*

Sistema chiave da cantiere: si utilizza la prima chiave in fase di cantiere, successivamente a lavori ultimati, si consegna al proprietario un set sigillato di chiavi che, modificando la cifratura, esclude e rende inutilizzabile la chiave da cantiere. La chiave da cantiere apre un cilindro.

Site key system: use of the first key (site key) during workings. When workings are finished, you hand the definitive set of keys in sealed bag to final owner, by modifying the code the site key is not operative anymore. The site key can open one cylinder.

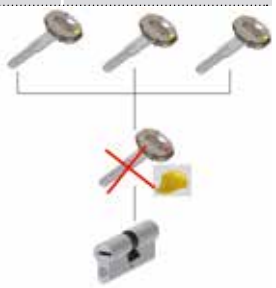

Sistema I *System*	KY	K1	K2	EVOK22	EVOK64	K5
CC	**10 €** serie P-Q-M I *line P-Q-M* **15 €** serie C I *line C*	-	-	-	-	**10 €** serie P-Q-M I *line P-Q-M* **15 €** serie C I *line C*

Sistema a serratura centrale: ogni chiave apre il proprio cilindro e la serratura centrale ma non apre gli altri cilindri del sistema.

Main lock system: each key can open its relevant cylinder and the main lock but it cannot open the other cylinders of the system.

Sistema I *System*	KY	K1	K2	EVOK22	EVOK64	K5
CM	-	-	-	-	-	**10 €** serie P-Q-M I *line P-Q-M* **15 €** serie C I *line C*

Sistema chiave maestra da cantiere: si utilizza una chiave master che apre tutti i cilindri in fase di cantiere, successivamente a lavori ultimati, si consegna ad ogni proprietario un set sigillato di chiavi che, modificando la cifratura, esclude e rende inutilizzabile la chiave da cantiere master.

System with master site key: a first key that can open all cylinders is used during installation. After that a sealed set of keys is handed to final owner. These keys, by modifying the code, exclude the site master key and make it unusable.

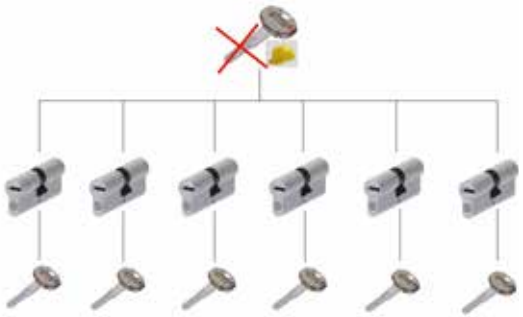

MK GMK GGMK TANDEM

IL PREZZO INDICATO, VA AGGIUNTO AL PREZZO DI OGNI CILINDRO

THE PRICE SPECIFIED IS INTENDED AS ADDITIONAL COST TO THE STANDARD ONE OF CYLINDER

Sistema I *System*	KY	K1	K2	EVOK22	EVOK64	K5
MK	**10 €** serie P-Q-M I *line P-Q-M* **15 €** serie C I *line C*	-	-	-	-	

Sistema chiave maestra: 1 chiave apre tutti i cilindri del sistema, mentre le altre chiavi aprono solo il proprio cilindro.

Master key system: a single master key opens all the cylinders in the system, while the other keys can open their relevant cylinder only.

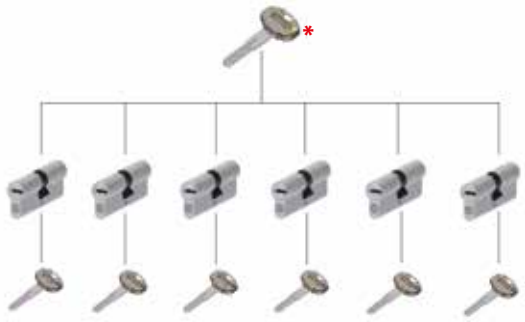

Sistema I *System*	KY	K1	K2	EVOK22	EVOK64	K5
GMK	**11 €** serie P-Q-M I *line P-Q-M* **16 €** serie C I *line C*	-	-	-	-	

Sistema chiave maestra di gruppo: ogni locale può essere aperto con le proprie chiavi personali e una chiave maestra che apre più cilindri di un intero reparto, ma non quelle di altri reparti o piani. 1 chiave maestra di livello superiore apre tutti i cilindri di tutti i reparti e piani.

Group master key system: each room can be opened by its own key or by a master key that opens different cylinders in an entire department, but not those in other area or floor. A general master key of upper level opens the cylinders of all departments and floors.

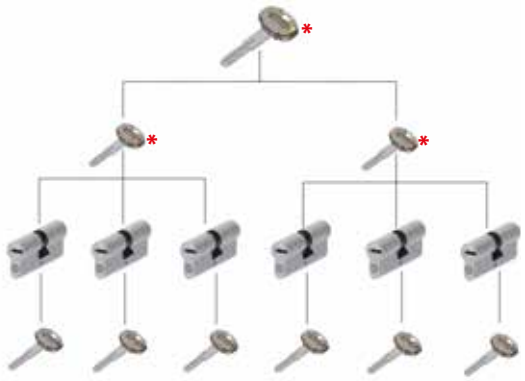

Sistema I *System*	KY	K1	K2	EVOK22	EVOK64	K5
GGMK	**12 €** serie P-Q-M I *line P-Q-M* **17 €** serie C I *line C*	-	-	-	-	

Sistema chiave maestra generale :ogni locale può essere aperto dalla propria chiave o da una chiave maestra che apre i cilindri di un'intera area o reparto, ma non quelli di altri gruppi di locali. Una chiave maestra apre tutti i cilindri di tutti i reparti.

General master key system: each room can be opened by its own key or by a master key that opens the cylinders in an entire area or department, but not those in other groups of rooms. A master key opens the cylinders in all departments.

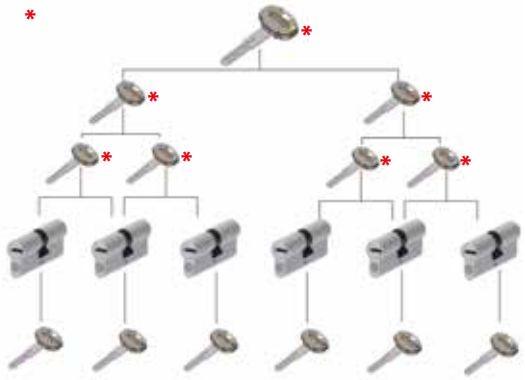

Sistema I *System*	KY	K1	K2	EVOK22	EVOK64	K5
TANDEM	-	-				

Sistema Tandem: la chiave **A** apre solo il cilindro **A**, la chiave **B** apre entrambi i cilindri. I cilindri **A** e **B** hanno di serie 3 chiavi definitive, 1 chiave da cantiere che apre entrambi i cilindri.

*Tandem system: key **A** open cylinder **A** only, key **B** open both cylinders. Cylinders **A** and **B** have 3 definitive keys as standard supply, 1 site key that open both cylinders.*

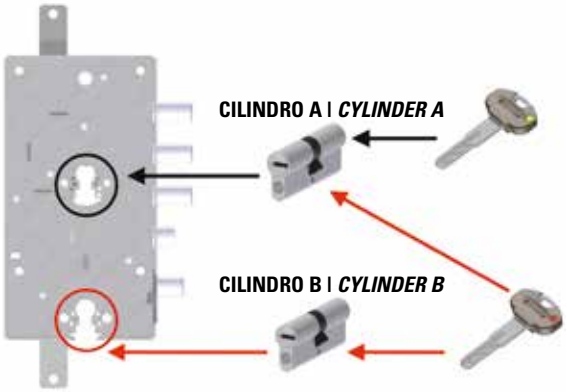

ESECUZIONI SPECIALI
SPECIAL EXECUTIONS

Scaricare il file masterizzazioni, nell'area riservata/download presente sul sito **www.securemme.it** o eventualmente contattare gli uffici.
Inviare direttamente il file in versione excel, inserendo tutti i dati nei campi obbligatori.

*Download the file for master executions, in reserved area/download on website **www.securemme.it** or contact our offices.*
Send the file directly in excel version, including all information in the required fields.

A DENOMINAZIONE PORTE I *DOORS NAME*

Descrizione dell'area di accesso della porta.
Vedi esempio pagina accanto

Description of door area.
See example in the following page.

B CODICE ARTICOLO I *ARTICLE CODE*

Compilare questa colonna con il codice dell'articolo.

Fill this column with article code.

C QUANTITA' I *QUANTITY*

Inserire le quantità di cilindri da ordinare.
Esempio: se si vogliono ordinare 2 cilindri con la stessa combinazione e stessa misura si indicherà nella colonna quantità n. 2.

Fill the quantity of cylinders to be ordered.
Example: if you need 2 cylinders with the same combination and measure, you will put 2 in the column quantity.

D DESCRIZIONE CHIAVE I *KEY DESCRIPTION*

Dare un nome alla chiave che può auitarvi a riconoscerla.
Esempio: chiave direttore.

Appoint the key with a name that can help you recognize it.
Example: director's key.

E QUANTITA' CHIAVI I *KEYS QUANTITY*

Indicare il numero di chiavi richieste.

Indicate the n. of keys requested.

F INTERSEZIONE PORTA I *DOOR INTERSECTION*

Inserire tutte le Chiavi Maestre desiderate, ovvero quelle chiavi che apriranno più di un cilindro, e per ciascuno di esse indicare, quali cilindri dovranno aprire, indicati da una X nella casella corrispondente all'incrocio tra la colonna della chiave e la riga del cilindro.
Esempio: la chiave GMK - chiave del direttore può aprire tutte le porte. La chiave MK1 aprirà solo la chiave del cancello d'ingresso della hall, dell'area relax e della camera della stanza n. 1.

Include all master keys you need, that is the keys that will open more cylinders.
Specify also which cylinders will be opened by these keys by indicating a "X" in the appropriate box at the intersection of "key column" and "cylinder row".
Example: the GMK KEY - director's key can open all doors. MK1 key can open entrance hall, relax area and door room 1.

NEW

Esecuzione file con combinazioni per impianti masterizzati, archivio e gestione del file, rilascio security card dell'impianto = 125 euro

File execution with combinations for master plants, archive and management of file, issuing of system security card = 125 euro

ESECUZIONI SPECIALI
SPECIAL EXECUTIONS

SECUREMME® serrature di sicurezza
www.securemme.it - info@securemme.it UNI EN ISO 9001:2008

Cliente | Customer

Nome cliente / Customer name			
Nome contatto / Contact name		**Data consegna / Delivery date**	
Codice postale / Postal city			
Nazione | Country			
Telefono | Phone		**Fax**	
Email			

Sistema | System

Luogo d'installazione / Installation place	Hotel lungo lago HLL Lecco		
Nome contatto / Contact name	Sig. Rossi		
Indirizzo / Address	Lungo Lario Cadorna, 20		
Telefono | Phone		**Fax**	

Porte | Doors

Chiavi | Keys

			Denominazione porte | Door name	Codice | Code		Q.ty	D						
								Descrizione | Description	chiave direttore *director key*	chiave ospite 1 *key guest 1*	chiave ospite 2 *key guest 2*	chiave ospite 3 *key guest 3*	chiave ospite 4 *key guest 4*	chiave porta A2 *key door A2*	chiave porta A3 *key door A3*
								E	3	3	3	3	3	2	1
			Cancello ingresso *Entrance gate* A	3500ECS1530XX3 B		C	F		X	X	X	X		
			Hall d'ingresso *Entrance hall*	3500CCS30301X3		2		X	X	X	X	X	X	
			Area relax e benessere *Wellness and relax area*	3500CCS30301X3		1		X	X	X	X	X		X
			Stanza 1 *Room 1*	3500CCS30301X3		1		X	X					
			Stanza 2 *Room 2*	3500CCS30301X3		1		X		X				
			Stanza 3 *Room 3*	3500CCS30301X3		1		X			X			
			Stanza 4 *Room 4*	3500CCS30301X3		1		X				X		

*** Le colonne evidenziate in rosso sono campi obbligatori da compilare**
**** Columns pointed out in red are required fields to be filled in***

CILINDRO DA CANTIERE
SITE CYLINDERS

Codice *Code*	A	B	C		g
3000SOT153OXX1XXKA	46	15	30	10	160

Cilindro da utilizzare in fase di cantiere con chiave KA.
Il vantaggio di questo cilindro è che viene montato in fase di cantiere edile e permette all'installatore di utilizzare 1 chiave per tutte le porte. A cantiere ultimato viene cambiato il cilindro con uno definitivo.

Site cylinder with KA key to be used during workings.
The main advantage of this cylinder is the use of the same key for all doors in site. When workings are over, replace the site cylinder with the definitive one.

OL

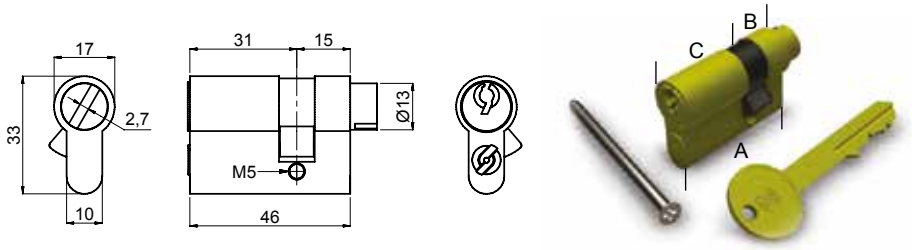

Cilindro definitivo da ordinare a parte pag. 124
Definitive cylinder to be ordered apart page 124

Codice *Code*	A	B	C		g
3000SOT3015	46	30	15	10	143

Mezzo cilindro da utilizzare in fase di cantiere predisposto pomolo Ø 8x14 mm.

Half cylinder to be used during site knob predisposition Ø 8x14 mm.

OL

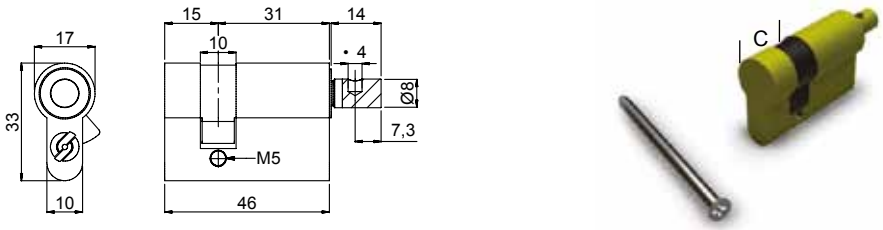

Cilindro definitivo da ordinare a parte pag. 124
Definitive cylinder to be ordered apart page 124

Codice *Code*	A	B	C		g
3000QOT3015	40	30	15	10	180

Mezzo cilindro da utilizzare in fase di cantiere predisposto pomolo Ø 8x52 mm.

Half cylinder to be used during site knob predisposition Ø 8x52 mm.

OL

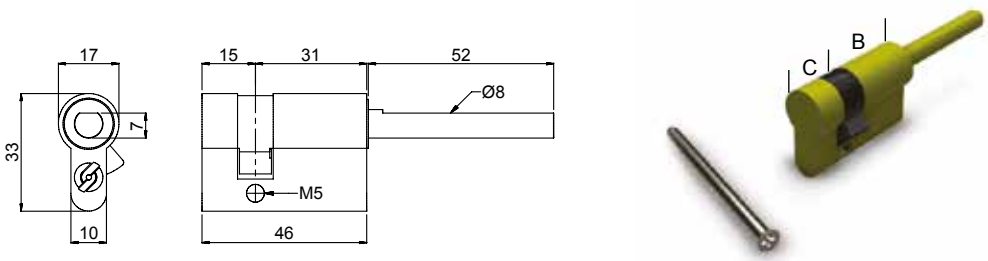

Cilindro definitivo da ordinare a parte pag. 124
Definitive cylinder to be ordered apart page 124

CHIAVI PER CILINDRO
KEY FOR CYLINDER

NEW

Codice *Code*	Descrizione *Description*		g
0CK1XNICODE	Chiave cifrata a campione per cilindro K1 *Key codified as sample for cylinder K1*	-	18
0CK1XNIPLUS	Chiave supplementare in aggiunta per cilindro K1 *Additional key to standard supply for cylinder K1*	-	18
0CK1XNISBOZ	Chiave grezza per cilindro K1 *Blank key for cylinder K1*	100	18

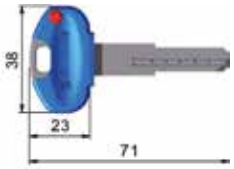

0CK2XNICODE	Chiave cifrata a campione per cilindro K2 *Key codified as sample for cylinder K2*	-	18
0CK2XNIPLUS	Chiave supplementare in aggiunta per cilindro K2 *Additional key to standard supply for cylinder K2*	-	18
0CK2XNISBOZ	Chiave grezza per cilindro K2 *Blank key for cylinder K2*	100	18
0CK2XNISBFL	Chiave con testata pieghevole grezza per cilindro K2. **Minor ingombro della chiave. Utile per chi ha poco spazio.** *Blank key with foldable grip for cylinder K2.* ***Smaller size of the key. Useful for those who have not much room.***	100	18

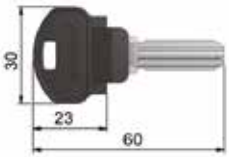

0CK2XNISBFL

0CK22NICODE	Chiave cifrata a campione per cilindro EVOK 22 *Key codified as sample for cylinder EVOK 22*	-	18
0CK22NIPLUS	Chiave supplementare in aggiunta per cilindro EVOK 22 *Additional key to standard supply for cylinder EVOK 22*	-	18
0CK22NISBOZ	Chiave grezza per cilindro EVOK 22 *Blank key for cylinder EVOK 22*	30	18

NEW

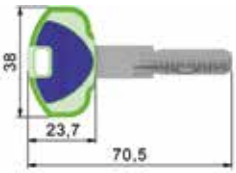

KEY STORE

team SECUREMME SERRATURE DI SICUREZZA
Rivenditore autorizzato - Authorized dealer

0K64XNICODE	Chiave cifrata a campione per cilindro EVOK 64 *Key codified as sample for cylinder EVOK 64*	-	21
0K64XNIPLUS	Chiave supplementare in aggiunta per cilindro EVOK 64 *Additional key to standard supply for cylinder EVOK 64*	-	21
0K64XNISB1A	Chiave grezza per cilindro EVOK 64 profilo 1 A - **11 perni** *Blank key for cylinder EVOKK 64 profile 1 A - **11 pin***	5	21
0K640NISB1A	Chiave grezza per cilindro EVOK 64 profilo 1 A - **10 perni** *Blank key for cylinder EVOKK 64 profile 1 A - **10 pin***	5	21
0K64XNISB1B	Chiave grezza per cilindro EVOK 64 profilo 1 B - **11 perni** *Blank key for cylinder EVOKK 64 profile 1 B - **11 pin***	5	21

NEW

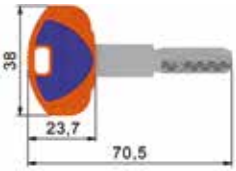

team SECUREMME SERRATURE DI SICUREZZA
Rivenditore autorizzato - Authorized dealer

0CK5XNICODE	Chiave cifrata a campione per cilindro K5 *Key codified as sample for cylinder K5*	-	22
0CK5XNIPLUS	Chiave supplementare in aggiunta per cilindro K5 *Additional key to standard supply for cylinder K5*	-	22
0CK5XNISBAG	Chiave grezza per cilindro K5 profilo AG *Blank key for cylinder K5 profile AG*	5	22
0CK5XNISBBE	Chiave grezza per cilindro K5 profilo BE *Blank key for cylinder K5 profile BE*	5	22
0CK5XNISBBT	Chiave grezza per cilindro K5 profilo BT *Blank key for cylinder K5 profile BT*	5	22
0CK5XNISBBZ	Chiave grezza per cilindro K5 profilo BZ *Blank key for cylinder K5 profile BZ*	5	22
0CK5XNISBCG	Chiave grezza per cilindro K5 profilo CG *Blank key for cylinder K5 profile CG*	5	22

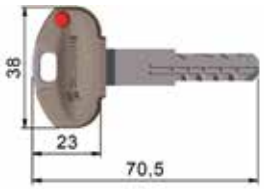

team SECUREMME SERRATURE DI SICUREZZA
Rivenditore autorizzato - Authorized dealer

0CKYXNICODE	Chiave cifrata a campione per cilindro KY *Key codified as sample for cylinder KY*	-	11
0CKYXNIPLUS	Chiave supplementare in aggiunta per cilindro KY *Additional key to standard supply for cylinder KY*	-	11
0CKYXNISBOZ	Chiave grezza per cilindro KY *Blank key for cylinder KY*	100	11
0CKOXNISBOZ	Chiave grezza per cilindro KY ovale *Blank key for oval cylinder KY*	100	10

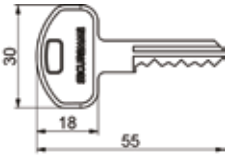

LUCCHETTO | *PADLOCK*

LUCCHETTO CORAZZATO PER SERRANDA
ARMOURED PADLOCK FOR SHUTTER 162

LUCCHETTO AD ARCO
PADLOCK WITH SHACKLE 163

LIVING YOUR SECURITY

LUCCHETTO
PADLOCK

7500
Lucchetto corazzato per serranda, corazza in acciaio carbonitrurato, corpo in zama, chiusura stelo tramite sfera, stelo Ø12 in acciaio inox, luce stelo 39x17,5, guidachiave in acciaio carbonitrurato. **Compatibile con mezzo cilindro 30 -10 mm.** Sostituzione cilindro europeo solo a lucchetto aperto.

Armoured padlock for shutter, protection in carbonitrured steel, zamak body, closing of stem by sphere, stem Ø12 in inox steel. Stem space available 39x17,5, key-guide in carbonitrured steel. ***Suitable for half cylinder 30-10 mm.*** *Replacement of European cylinder only with open padlock.*

7550
Lucchetto ad arco cromato, corpo in ottone, chiusura ad arco tramite sfera, stelo Ø 9,5 in acciaio carbonitrurato. Luce stelo 38x27. **Compatibile con mezzo cilindro misura 30-10 mm.** Sostituzione cilindro europeo solo a lucchetto aperto.

Padlock with chromed shackle, brass body, shackle closing by sphere, stem Ø 9,5 in carbonitrured steel. Stem space available 38x27. ***Suitable for half cylinder 30-10 mm.*** *Replacement of European cylinder only with open padlock.*

LEGENDA FINITURE | *FINISHES LEGEND*

CS — Cromo satinato
Satin chrome

LEGENDA LOGHI | *LOGOS LEGEND*

K — CILINDRO CON CHIAVE CANTIERE
CYLINDER WITH SITE KEY

A — CARBONITRURATO RESISTENTE AL TRAPANO
HARDENED DRILL RESISTANT

ESEMPIO COMPOSIZIONE CODICE | *CODING EXAMPLE*

Serie *Line*		Finitura *Finishing*	Mezzo cilindro *Half cylinder*	Chiave cantiere *Site key*	Campo vuoto *Empty field*	Chiave definitiva *Definitive key*
7500= corazzato *armoured* **7550**= arco *shackle*	**X**	**CS**= cromo satinato satin *chrome*	**3000**= 3000MCS3010XX3 **3200**= 3200MCS30101X3 **3220**= 3220MCS30101X3 **3600**= 3600MCS3010113 **3500**= 3500MCS30101X3	**1** **X**= no chiave cantiere *not site key*	**X** **1**= chiave cambio *exchange key*	**3**
7500	**X**	**CS**	**3000**	**X**	**X**	**3**

LUCCHETTO CORAZZATO PER SERRANDA
ARMOURED PADLOCK FOR SHUTTER

Codice *Code*	Descrizione *Description*		g
7500XCS	Lucchetto senza mezzo cilindro. *Padlock without half cylinder.*	5 - 20	1206

CS

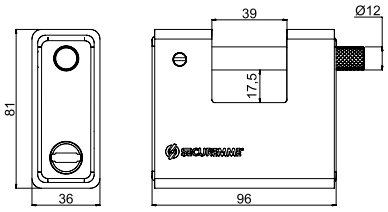

7500XCS3000XX3	Lucchetto compreso di mezzo cilindro 30-10 serie KY, 3 chiavi *Padlock endowed with half cylinder 30-10 line KY, 3 keys*	5 - 20	1290

CS

3 chiavi
3 keys

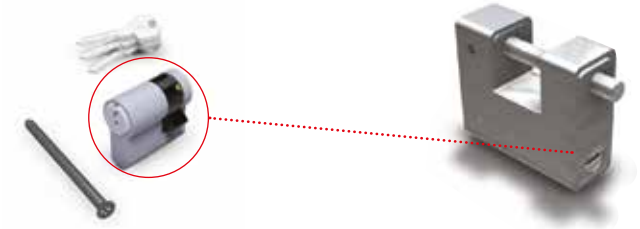

7500XCS32001X3	Lucchetto compreso di mezzo cilindro 30-10 serie K2 *Padlock endowed with half cylinder 30-10 line K2*	5 - 20	1335

CS

1 chiave cantiere, 3 definitive in confezione sigillata
1 site key, 3 definitive keys in sealed bag

7500XCS32101X3	Lucchetto compreso di mezzo cilindro 30-10 serie NUOVA K22 (pag. 132) *Padlock endowed with half cylinder 30-10 line NUOVA K22 (page 132)*	5 - 20	1358
7500XCS3610113	Lucchetto compreso di mezzo cilindro 30-10 serie NUOVA K64 (pag. 138) *Padlock endowed with half cylinder 30-10 line NUOVA K64 (page 138)*	5 - 20	1358

CS

1 chiave cantiere, 3 definitive in confezione sigillata
1 site key, 3 definitive keys in sealed bag

7500XCS35001X3	Lucchetto compreso di mezzo cilindro 30-10 serie K5 *Padlock endowed with half cylinder 30-10 line K5*	5 - 20	1410

CS

1 chiave cantiere, 3 definitive in confezione sigillata
1 site key, 3 definitive keys in sealed bag

Esecuzioni KA miste combinando lucchetto e cilindro serie KY 3,10 euro. Serie K1, K2, EVOK, K5 5,10 euro. Prezzo da aggiungere ad ogni articolo.
Combined KA execution padlock and cylinder line KY: 3,10 euro. Line K1, K2, EVOK, K5: 5,10 euro. Price increase to be added to each article cost.

LUCCHETTO AD ARCO
PADLOCK WITH SHACKLE

7550

Codice *Code*	Descrizione *Description*		g
7550XCS	Lucchetto senza mezzo cilindro. *Padlock without half cylinder.*	5 - 20	524

CS

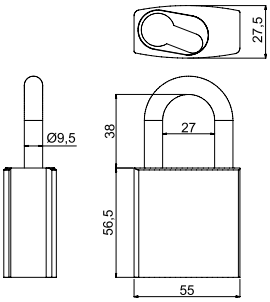

7550XCS3000XX3	Lucchetto compreso di mezzo cilindro 30-10 serie KY *Padlock endowed with half cylinder 30-10 line KY*	5 - 20	595

CS

3 chiavi
3 keys

7550XCS32001X3	Lucchetto compreso di mezzo cilindro 30-10 serie K2 *Padlock endowed with half cylinder 30-10 line K2*	5 - 20	651

CS

K

1 chiave cantiere, 3 definitive in confezione sigillata
1 site key, 3 definitive keys in sealed bag



7550XCS32101X3	Lucchetto compreso di mezzo cilindro 30-10 serie NUOVE K22 (pag. 132) *Padlock endowed with half cylinder 30-10 line NUOVE K22 (page 132)*	5 - 20	662
7550XCS3610113	Lucchetto compreso di mezzo cilindro 30-10 serie NUOVE K64 (pag. 138) *Padlock endowed with half cylinder 30-10 line NUOVE K64 (page 138)*	5 - 20	662

CS

K

1 chiave cantiere, 3 definitive in confezione sigillata
1 site key, 3 definitive keys in sealed bag

7550XCS35001X3	Lucchetto compreso di mezzo cilindro 30-10 serie K5 *Padlock endowed with half cylinder 30-10 line K5*	5 - 20	675

CS

K

1 chiave cantiere, 3 definitive in confezione sigillata
1 site key, 3 definitive keys in sealed bag



Esecuzioni KA miste combinando lucchetto e cilindro serie KY 3,10 euro. Serie K1, K2, EVOK, K5 5,10 euro. Prezzo da aggiungere ad ogni articolo.
Combined KA execution padlock and cylinder line KY: 3,10 euro. Line K1, K2, EVOK, K5: 5,10 euro. Price increase to be added to each article cost.

PROTECTOR E COORDINATI | *PROTECTOR AND KITS*

PROTECTOR **PROTECNO** PER DOPPIA MAPPA
*PROTECTOR **PROTECNO** FOR DOUBLE WARD* 166

PROTECTOR **TOPSICUR-SCUDO** A CILINDRO PER SERRAMENTI IN LEGNO
*PROTECTOR **TOPSICUR-SCUDO** WITH CYLINDER PROFILE FOR WOODEN FRAMES* 168

PROTECTOR **OVALE** A CILINDRO PER CAMBIO CUORE
***OVAL** PROTECTOR WITH CYLINDER PROFILE FOR HEART CHANGE* 169

PROTECTOR **FORTEZZA** A CILINDRO ANTISTRAPPO
*PROTECTOR **FORTEZZA** WITH CYLINDER PROFILE TEAR-PROOF* 170

PROTECTOR **BLINDO** A CILINDRO SERIE T
*PROTECTOR **BLINDO** WITH CYLINDER PROFILE LINE T* 172

PIASTRINE E PLACCHE **SERIE T**
*ESCUTCHEONS AND PLATES **LINE T*** 174

PIASTRINE E PLACCHE **SERIE R-Q**
*ESCUTCHEONS AND PLATES **LINE R-Q*** 175

INSERTI PER PIASTRINE E PLACCHE **SERIE T, R, Q**
*INSERTS FOR ESCUTCHEONS AND PLATES **LINE T, R, Q*** 176

ROSETTE
ESCUTCHEONS 184

QUADRI
IRONS 185

COORDINATI: MANIGLIE, POMOLI, MEZZELUNE
KIT ACCESSORIES: HANDLES, KNOBS, HALF-MOONS 186

ESEMPIO COMPOSIZIONE CODICE | *CODING EXAMPLE*

Serie *Line*	**Caratteristiche** *Features*	**Finitura** *Finishing*	**H. Protector** *H. Protector*	**Interassi fori protector** *Interspaces holes protector*	**Guidachiave** *Key-Guide*
Protector= **4224 4246 4265 4242 4255** Cover= **4124 4146 4142 4150** Placche | *Plates*= **4506** Piastrine | *Escutcheons*= **4300 4305** Inserti | *Inserts*= **4010 4012 4011 4015** Spessore, distanziale *Tickness*= **DC4246**	**X=** campo vuoto *empty field* **K=** kit interno-esterno *kit inside-outside* **E=** solo esterno *outside only*	**BK CS ZB F1 ZT F3 OL F4 PV F5 OS F9 CL OB**	**25 30 35 45**	**A=** interasse 31 mm *interspace 31 mm* **M=** interasse 38 mm *interspace 38 mm*	**5=** asola protector cilindro 5 mm *protector cylinder hole 5 mm* **2=** asola protector Topsicur *protector Topsicur hole* **4=** asola protector doppia mappa double ward *protector hole*
4246	**K**	**OL**	**25**	**M**	**5**

UNI EN 1906:2012 (N° 007/DC/AEF/15)

I Protector soddisfano la norma **UNI EN 1906:2012**, secondo il rapporto di prova **N° 007/DC/AEF/15, rilasciato dall'Istituto di certificazione CSI** e ottenendo il massimo grado di sicurezza raggiungibile, **CLASSE 4.**

*The Protector satisfy the rule **UNI EN 1906: 2012** according to the test report **N° 007/DC/AEF/15 issued by the Institute of certification CSI**, obtaining the highest degree of safety reachable **CLASS 4.***

RAPPORTO DI PROVA
(Test Report)

Pag. di/*of* pag. **3/7**

N° **0007\DC\AEF\15 Rev. 1**

Data: *Date:* **18/04/2015**

PARAMETRI DI SICUREZZA PREVISTI DALLA EN 1906:2012

Test secondo EN 1906:2012	Descrizione	Categoria di sicurezza (*)			
		Grado 1	Grado 2	Grado 3	Grado 4
A.3.5	Resistenza alla foratura Durata del test Forza assiale	No No	≥30s 200 N	≥3 min. 200 N	≥ 5 min. 300 N
A.3.6	Resistenza all'attacco con scalpello Numero di impatti con pendolo	No	3	6	12
A.3.7	Resistenza della piastra Forza	No	10 KN	15 KN	20 KN

(*) Applicabile per prodotti che rientrano nel campo di applicazione della norma EN 1906:2010

RESISTENZA ALL'ATTACCO CON TRAPANO (p.to A.3.5 EN 1906:2012)

DESCRIZIONE DEL CAMPIONE(*)
Dispositivo di protezione cilindro serratura ø 46 mm , in acciaio carbonitrurato, temprato e rinvenuto; Durezza superficiale 78-82 HRA con guida chiave in acciaio carbonitrurato.

MODALITA' DI PROVA
Il campione è stato posizionato sulla macchina di prova e fissato mediante l'utilizzo di viti TCCE 12.9 UNI 5931 M6X40 mm. Perpendicolarmente alla superficie è stato applicato un carico assiale di 300 N costante. E' stata utilizzata una punta ø 6 mm 60 HRC e una fresa a tazza ø 25 mm a denti riportati

RESOCONTO DI PROVA

Apparecchiatura di prova: Trapano MAKITA 650 W, velocità di rotazione 600RPM

Risultati della prova:

	Carico applicato [N]	Velocità di applicazione del carico [RPM]	Tempo di applicazione del carico [min - sec]	Punti di attacco	Esito
☐	200±10	//	30 sec	//	//
☐	200±10	//	3 min	//	//
☑	300±15	650	5 min	4	Nessun foro

PERSONALIZZAZIONE PROTECTOR E COORDINATI
Personalizza, con il tuo logo, gli articoli di questa categoria. Marcatura laser.

PERSONALIZED PROTECTOR AND KIT
Personalize the articles of this category with your brand. Laser branding.

Inviare il file in formato DXF o JPG.
Send the file in DXF or JPG format.

Indicare qty **(minimo qty 120)** *Specify qty* ***(minimum order 120 pcs)***	n._____	x	€ 0,60 cad. / *each*	=	€ _____	+
			Costo primo impianto *Fee for mould*		**€ 150,00**	=
			TOTALE ***TOTAL***		€ _____	

Firma del cliente per accettazione
Signature of customer for acceptance

.....

Firma del rappresentante o del distributore per accettazione
Signature of representative or distributor for acceptance

.....

Codice *Code*	Descrizione *Description*	Altezza (H) mm *Height (H) mm*	Interasse (I) mm *Interspace (I) mm*	Finitura *Finishing*		g
4224EZT27M4	Protector per doppia mappa con **meccanismi che contrastano i tentativi di aperture illecite**, Ø 46 mm in acciaio carbonitrurato e zinco tropicalizzato. Durezza > 60 HRC resistente al trapano. *Protector for double ward key with **devices that contrast the efforts of illegal openings**, Ø 46 mm carbonitrided and galvanized. Hardened > 60 HRC resistant against drill.*	27	38	ZT	60	316
4224EZT35M4		35	38	ZT	60	396

ZT

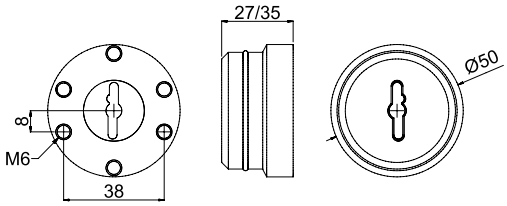

4124XF1	Cover per protector art. 4224 disponibile in varie finiture *Cover for protector art. 4224 available in different finishings*	F1	120	10
4124XF4		F4	120	10
4124XF5		F5	120	10
4124XOB		OB	120	25
4124XOL		OL	120	25
4124XCL		CL	120	25
4124XCS		CS	120	25

F1 F4 F5 OB OL CL CS

Base alluminio | ***Aluminium material***

Base ottone | ***Brass material***

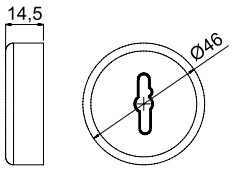

Per completare il kit esterno abbinare al protector una delle seguenti piastrine
Combine with one of the following escutcheon to complete the external kit

PIASTRINE *ESCUTCHEONS*

	4300 A	4305 B	4505 C	4509 E	4350 F	4555 G	4770 I
4224XZT 16							
Descrizione *Description*	Piastrina serie T asola 62x82 mm **pag. 174** *Escutcheon line T hole 62x82 mm **page 174***	Piastrina serie T imbutita asola 62x82 mm **pag. 174** *Bent escutcheon line T hole 62x82 mm **page 174***	Piastrina serie T esterna asola 62x170 mm **pag. 174** *External escutcheon line T hole 62x170 mm **page 174***	Piastrina serie T senza foro maniglia 62x170 mm **pag. 174** *Escutcheon line T without handle hole 62x170 mm **page 174***	Piastrina serie Q rettangolare **pag. 175** *Rectangular escutcheon line Q **page 175***	Piastrina serie Q rettangolare **pag. 175** *Rectangular escutcheon line Q **page 175***	Piastrina serie R rotonda **pag. 175** *Round escutcheon line R **page 175***

Codice *Code*	Descrizione *Description*	Altezza (H) mm *Height (H) mm*	Finitura *Finishing*		g
DC4224XZB10DF	Spessore *Thickness*	1	ZB	60	12
DC4224XZB20DF		2	ZB	60	24

ZB

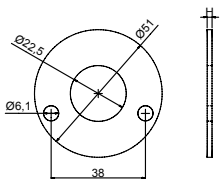

ISTRUZIONI PER IL MONTAGGIO PROTECTOR A DOPPIA MAPPA
INSTRUCTIONS FOR INSTALLATION OF DOUBLE WARD PROTECTOR



SERRATURA DESTRA
RIGHT LOCK

SERRATURA SINISTRA
LEFT LOCK



ISTRUZIONI UTILIZZO PROTECTOR A DOPPIA MAPPA
INSTRUCTIONS FOR USE OF DOUBLE WARD PROTECTOR

01 Direzione chiave verticale
Key in vertical position

02 Inserire chiave nel protector
Insert the key into the protector

03 Ruotare chiave di 90°
Turn the key on 90°

04 Inserire chiave nella serratura
Insert the key into the lock

05 Ruotare chiave per chiudere i catenacci
Turn the key to close the bolts

01

02

03

04

05

TOPSICUR-SCUDO

Codice *Code*	Descrizione *Description*	Interasse (I) mm *Interspace (I) mm*	Finitura *Finishing*		g
4255KOB14M2	Protector Topsicur Ø 55 mm in acciaio carbonitrurato.	38	OB	20	291
4255KOL14M2	Durezza > 60 HRC resistente al trapano.	38	OL	20	291
4255KCL14M2	Guidachiave in acciaio carbonitrurato.	38	CL	20	291
4255KCS14M2	*Protector Topsicur Ø 55 mm in carbonitrided steel. Hardened > 60 HRC resistant to drill. Key-guide in carbonitrided steel.*	38	CS	20	291

OB OL CL CS

Y A

Base ottone | ***Brass material***

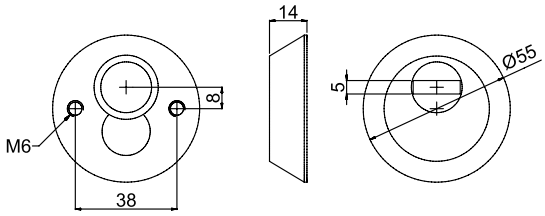

ESTERNO
OUTSIDE

INTERNO
INSIDE

ROSETTA CON VITI A SCOMPARSA
ESCUTCHEONS WITH HIDDEN SCREWS

4265KOB14M2	Protector Scudo Ø 65 mm in acciaio carbonitrurato.		OB	20	371
4265KOL14M2	Durezza > 60 HRC resistente al trapano.		OL	20	371
4265KCS14M2	Guidachiave in acciaio carbonitrurato.		CS	20	371
	Protector Scudo Ø 65 mm in carbonitrided steel. Hardened > 60 HRC resistant to drill. Key-guide in carbonitrided steel.				

OB OL CS

Y A

Base ottone | ***Brass material***

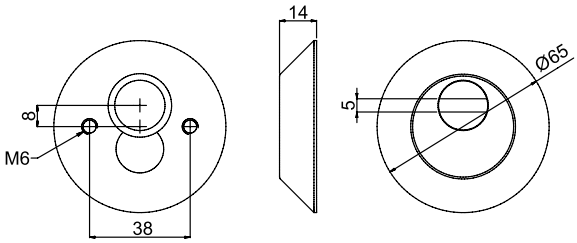

ESTERNO
OUTSIDE

INTERNO
INSIDE

PROTECTOR E COORDINATI
PROTECTOR AND KITS

OVALE

Codice *Code*	Descrizione *Description*	Altezza (H) mm *Height (H) mm*	Interasse (I) mm *Interspace (I) mm*	Finitura *Finishing*		g
4242XZT25M5	Protector ovale 42x50 mm in acciaio carbonitrurato e zinco tropicalizzato. Durezza > 60 HRC resistente al trapano. Guidachiave in acciaio carbonitrurato. *Protector 42x50 mm in carbonitrided steel and galvanized zinc. Hardened > 60 HRC resistant to drill. Key-guide in carbonitrided steel.*	25	38	ZT	60	230
4242XZT35M5		35	38	ZT	60	320

ZT

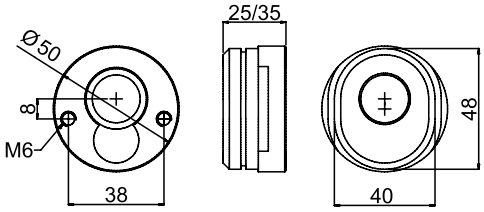

4142XF1	Cover ovale disponibile in varie finiture *Oval cover available in different finishings*			F1	120	10
4142XF3				F3	120	10
4142XF4				F4	120	10
4142XF5				F5	120	10
4142XOL				OL	120	22
4142XCL				CL	120	22
4142XCS				CS	120	22

F1 F3 F4 F5 OL CL CS

Base alluminio | ***Aluminium material***

Base ottone | ***Brass material***

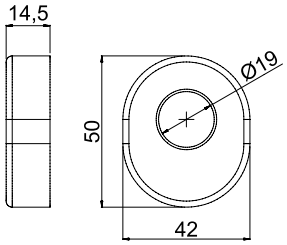

Per completare il kit esterno abbinare al protector una delle seguenti piastrine
Combine with one of the following escutcheon to complete the external kit

PIASTRINE *ESCUTCHEONS*

	4310 L	4315 M	4510 N
4242XZT 17			
Descrizione ***Description***	Piastrina serie O asola ovale 42x50 mm **pag. 178** *Escutcheon line O oval hole 42x50 mm* ***page 178***	Piastrina serie O imbutita asola ovale 42x50 mm **pag. 178** *Escutcheon line O bent with oval hole 42x50 mm* ***page 178***	Piastrina serie O esterna asola ovale 42x50 mm **pag. 178** *Escutcheon line O external with oval hole 42x50 mm* ***page 178***

Codice *Code*	Descrizione *Description*	Altezza (H) mm *Height (H) mm*	Finitura *Finishing*		g
DC4246XZB10DF	Spessore *Thickness*	1	ZB	60	8
DC4246XZB20DF		2	ZB	60	16
DC4246XZB25DF		2,5	ZB	60	20

ZB

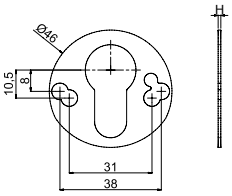

Codice *Code*	Descrizione *Description*	Altezza (H) mm *Height (H) mm*	Spessore (S) mm *Thickness (S) mm*	Interasse (I) mm *Interspace (I) mm*	Finitura *Finishing*		g
4251EF115M5	Kit completo di protector Fortezza Ø 50 mm, cover e piastrina antistrappo. Carbonitrurato > 60 HRC resistente al trapano. *Kit completed with protector Fortezza Ø 50 mm, cover and tear-proof escutcheon. Hardened > 60 HRC drill resistant.*	15	8	38	F1	20	252
4251EF315M5		15	8	38	F3	20	252
4251EF415M5		15	8	38	F4	20	252
4251EPV15M5		15	8	38	PV	20	283
4251EOL15M5		15	8	38	OL	20	283
4251ECL15M5		15	8	38	CL	20	283
4251ECS15M5		15	8	38	CS	20	283
4251EF122M5		22	8	38	F1	20	306
4251EF322M5		22	8	38	F3	20	306
4251EF422M5		22	8	38	F4	20	306
4251EPV22M5		22	8	38	PV	20	370
4251EOL22M5		22	8	38	OL	20	370
4251ECL22M5		22	8	38	CL	20	370
4251ECS22M5		22	8	38	CS	20	370
4251EF125M5		25	4	38	F1	20	404
4251EF325M5		25	4	38	F3	20	404
4251EF425M5		25	4	38	F4	20	404
4251EPV25M5		25	4	38	PV	20	404
4251EOL25M5		25	4	38	OL	20	404
4251ECL25M5		25	4	38	CL	20	356
4251ECS25M5		25	4	38	CS	20	356

F1 F3 F4 PV OL CL CS

Y A

Base alluminio | ***Aluminium material***
Base acciaio | ***Steel material***

FRONTE
FRONT



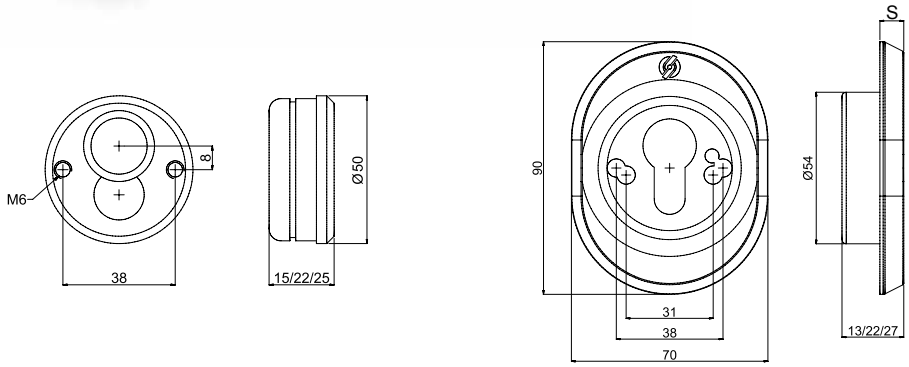

DC4246XZB10DF	Spessore *Thickness*	1	ZB	60	8
DC4246XZB20DF		2	ZB	60	16
DC4246XZB25DF		2,5	ZB	60	20

ZB

Y

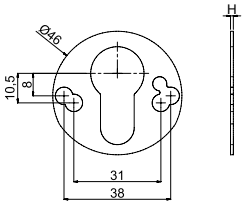

Codice *Code*	Descrizione *Description*	H	I	Finitura *Finishing*		g
4250XZT15M5	Protector Ø 50 mm in acciaio carbonitrurato e zinco tropicalizzato. Durezza > 60 HRC resistente al trapano. Guidachiave in acciaio carbonitrurato. *Protector Ø 50 mm in carbonitrided steel and galvanized zinc. Hardened > 60 HRC resistant to drill. Key-guide in carbonitrided steel.* ZT	15 mm	38 mm	ZT	10-60	156
4250XZT22M5		22 mm	38 mm	ZT	10-60	204
4250XZT25M5		25 mm	38 mm	ZT	10-60	250

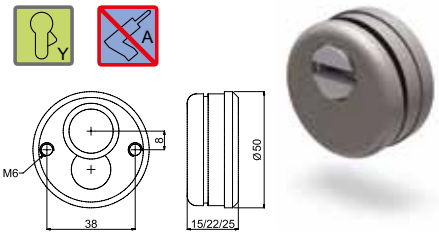

4150XF1	Cover per protector Fortezza disponibile in varie finiture *Cover for protector Fortezza available in different finishings* F1 F3 F4 F5 PV OL CL CS	F1	10-120	9
4150XF3		F3	10-120	9
4150XF4		F4	10-120	9
4150XF5		F5	10-120	9
4150XPV		PV	10-120	24
4150XOL		OL	10-120	24
4150XCL		CL	10-120	24
4150XCS		CS	10-120	24

Base alluminio | *Aluminium material*
Base ottone | *Brass material*

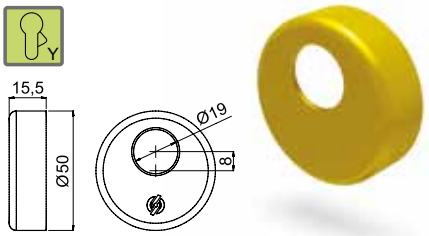

Una volta assemblato il protector al cover completare il montaggio con la scelta delle piastrine in abbinamento
Once protector and cover assembled complete with the escutcheons in combination

Codice *Code*	Descrizione *Description*	H	Spessore (S) mm *Thickness (S) mm*	Finitura *Finishing*		g
4330XF113XX	Piastrina antistrappo in lamiera imbutita predisposta per protector Ø 50 mm h 15 *Tear-proof escutcheon in bended steel arranged for protector Ø 50 mm h 15*	13	8	F1	10-60	24
4330XF313XX		13	8	F3	10-60	24
4330XF413XX		13	8	F4	10-60	24
4330XPV13XX		13	8	PV	10-60	78
4330XOL13XX		13	8	OL	10-60	78
4330XCL13XX		13	8	CL	10-60	78
4330XCS13XX		13	8	CS	10-60	78
4330XF122XX	per protector Ø 50 mm h 22 *for protector Ø 50 mm h 22*	22	8	F1	10-60	30
4330XF322XX		22	8	F3	10-60	30
4330XF422XX		22	8	F4	10-60	30
4330XPV22XX		22	8	PV	10-60	96
4330XOL22XX		22	8	OL	10-60	96
4330XCL22XX		22	8	CL	10-60	96
4330XCS22XX		22	8	CS	10-60	96
4330XF127XX	per protector Ø 50 mm h 25 *for protector Ø 50 mm h 25* F1 F3 F4 PV OL CL CS	27	4	F1	10-60	34
4330XF327XX		27	4	F3	10-60	34
4330XF427XX		27	4	F4	10-60	34
4330XPV27XX		27	4	PV	10-60	104
4330XOL27XX		27	4	OL	10-60	104
4330XCL27XX		27	4	CL	10-60	104
4330XCS27XX		27	4	CS	10-60	104

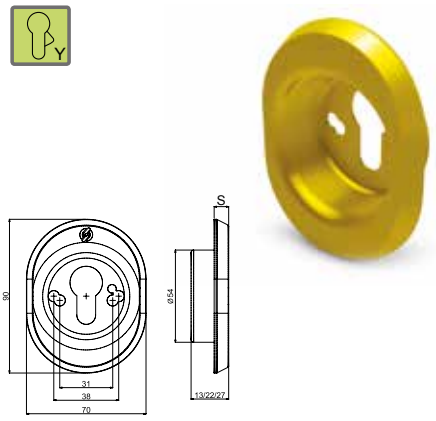

Base alluminio | *Aluminium material*
Base ottone | *Brass material*

4320KF1	Piastrina 62x82 mm, foro 50 mm, completa di supporto plastico. Da abbinare a protector universale Ø 50 mm art. 4250 e cover art. 4150 *Escutcheon 62x82 mm, hole 50 mm with plastic support. To combine with protector Ø 50 mm art. 4250 and cover art. 4150* F1 F4 OL CL CS	F1	10-120	20
4320KF4		F4	10-120	20
4320KOL		OL	10-120	34
4320KCL		CL	10-120	34
4320KCS		CS	10-120	34

Base alluminio | *Aluminium material*
Base ottone | *Brass material*

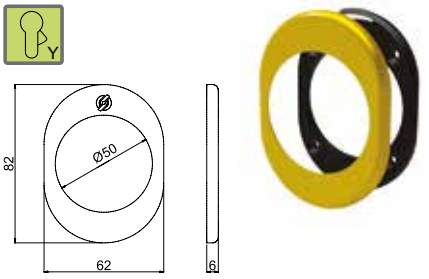

4370KF1	Piastrina rettangolare 62x82 mm, foro 50 mm, completa di supporto plastico. Da abbinare a protector universale Ø 50 mm art. 4250 e cover art. 4150 *Rectangular escutcheon 62x82 mm, hole 50 mm with plastic support. To combine with protector Ø 50 mm art. 4250 and cover art. 4150* F1 F4 OL CL CS	F1	10-120	34
4370KF4		F4	10-120	34
4370KOL		OL	10-120	34
4370KCL		CL	10-120	20
4370KCS		CS	10-120	20

Base alluminio | *Aluminium material*
Base ottone | *Brass material*

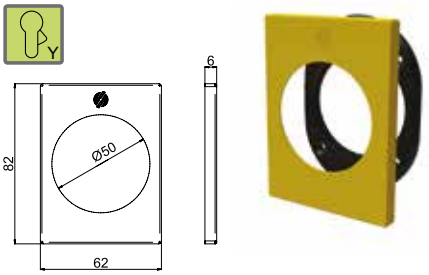

Tutti i quantitativi saranno aumentati al lotto minimo di 10 pz e relativi multipli
All quantities will be increased to minimum lot of 10 pcs and multiples

UNI EN 1906:2012 (N° 007/DC/AEF/15)

Il Protector Blindo Ø 46 mm soddisfa la norma UNI EN 1906:2012, secondo il rapporto di prova N° 007/DC/AEF/15, rilasciato dall'Istituto di certificazione CSI e ottenendo il massimo grado di sicurezza raggiungibile, CLASSE 4.

The Protector Blindo Ø 46 mm meets the standard UNI EN 1906:2012, according to the test report N° 007/DC/AEF/15, issued by the Institute of CSI certification and obtains the maximum degree of safety reachable, CLASS 4.

		1°	2°	3°	4°
A.3.5	Resistenza alla foratura *Drilling resistance*	NO	> 30 S	> 3 min	> 5 min
A.3.6	Resistenza all'attacco con scalpello *Resistance against attacks with chisel*	NO	3	6	12
A.3.7	Resistenza del guidachiave *Resistance of the key-guide*	NO	10 KN	15 KN	20 KN

Codice *Code*	Descrizione *Description*	Altezza (H) mm *Height (H) mm*	Finitura *Finishing*		g
4246KF125M5	Kit interno-esterno completo di protector	25	F1	20	276
4246KF325M5	Ø 46 mm per cilindro 30/40 mm, inserti e	25	F3	20	276
4246KF425M5	piastrine. Protector carbonitrurato > 60 HRC	25	F4	20	276
4246KPV25M5	resistente al trapano.	25	PV	20	321
4246KOL25M5	*Kit in+out protector Ø 46 mm for cylinder*	25	OL	20	321
4246KOS25M5	*30/40 mm, insert and escutcheons.*	25	OS	20	321
4246KCL25M5	*Protector hardened > 60 HRC drill resistant.*	25	CL	20	321
4246KCS25M5		25	CS	20	321
4246KF135M5		35	F1	20	361
4246KF335M5		35	F3	20	361
4246KF435M5		35	F4	20	361
4246KPV35M5	F1 F3 F4 PV	35	PV	20	410
4246KOL35M5		35	OL	20	410
4246KOS35M5		35	OS	20	410
4246KCL35M5	OL OS CL CS	35	CL	20	410
4246KCS35M5		35	CS	20	410

Base alluminio | *Aluminium material*
Base ottone | *Brass material*

INTERNO
INSIDE



ESTERNO
OUTSIDE

4246EF125M5	Kit esterno protector Ø 46 mm	25	F1	20	243
4246EF325M5	per cilindro 30/40 mm.	25	F3	20	243
4246EF425M5	*Kit protector outside Ø 46 mm*	25	F4	20	243
4246EPV25M5	*for cylinder 30/40 mm.*	25	PV	20	274
4246EOL25M5		25	OL	20	274
4246EOS25M5		25	OS	20	274
4246ECL25M5		25	CL	20	274
4246ECS25M5		25	CS	20	274
4246EF135M5		35	F1	20	363
4246EF335M5		35	F3	20	363
4246EF435M5		35	F4	20	363
4246EPV35M5	F1 F3 F4 PV	35	PV	20	363
4246EOL35M5		35	OL	20	363
4246EOS35M5		35	OS	20	328
4246ECL35M5	OL OS CL CS	35	CL	20	328
4246ECS35M5		35	CS	20	328

Base alluminio | *Aluminium material*
Base ottone | *Brass material*

ESTERNO
OUTSIDE

Codice *Code*	Descrizione *Description*	H	I	Finitura *Finishing*		g
4246XZT25M5	Protector Blindo Ø 46 mm in acciaio	25	38	ZT	60	191
4246XZT30M5	carbonitrurato e zinco tropicalizzato.	30	38	ZT	60	240
4246XZT35M5	Durezza > 60 HRC resistente al trapano.	35	38	ZT	60	281
4246XZT45M5	Guidachiave in acciaio carbonitrurato.	45	38	ZT	60	351
4246XZT25A5	*Protector Blindo Ø 46 mm in carbonitrided steel and galvanized zinc. Hardened > 60 HRC resistant to drill. Key-guide in carbonitrided steel.*	25	**31**	ZT	60	191

UNI EN 1906:2012 TESTED CLASS 4

ZT

Da abbinare al cover 4146 e piastrine come da esempio sotto
To combine with cover 4146 and escutcheons as per following example

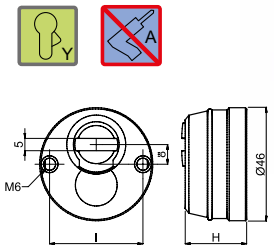



4260XZT25M5	Protector Blindo Ø 46 mm in acciaio	25	38	ZT NEW	60	245
4260XZT30M5	carbonitrurato e zinco tropicalizzato.	30	38	ZT	60	245
4260XZT35M5	Durezza > 60 HRC, con base antistrappo Ø 60 mm Ø 46x30 mm per cilindro 30/35 mm.	35	38	ZT NEW	60	245

Protector Blindo Ø 46 mm in carbonitrided steel and galvanized zinc. Hardened > 60 HRC, with tear-proof basis Ø 60 mm Ø 46x30 mm per cilindro 30/35 mm.

UNI EN 1906:2012 TESTED CLASS 4

ZT

Da abbinare al cover 4146 e piastrine come da esempio sotto
To combine with cover 4146 and escutcheons as per following example

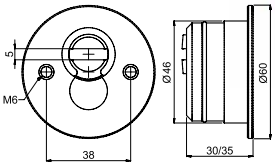

4146XF1	Cover di finitura per protector Blindo Ø 46 mm	F1	10-120	10
4146XF3	*Finishing cover for protector Blindo Ø 46 mm*	F3	10-120	10
4146XF4		F4	10-120	10
4146XF5		F5	10-120	10
4146XF9		F9	10-120	10
4146XPV		PV *	10-120	23
4146XOB		OB	10-120	23
4146XOL		OL	10-120	23
4146XOS		OS	10-120	23
4146XCL		CL	10-120	23
4146XCS		CS	10-120	23



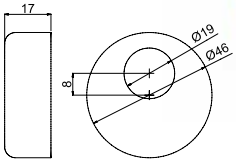

Base alluminio | *Aluminium material*
Base ottone | *Brass material*

Per completare il kit esterno abbinare al protector una delle seguenti piastrine
Combine with one of the following escutcheon to complete the external kit

PIASTRINE *ESCUTCHEONS*

4246XZT 18

4260XZT 19

Descrizione *Description*	4300	4305	4506	4509	4350	4556	4770
	Piastrina serie Blindo asola 62x82 mm **pag. 174** *Escutcheon line Blindo hole 62x82 mm* ***page 174***	Piastrina serie Blindo imbutita asola 62x82 mm **pag. 174** *Bent escutcheon line Blindo hole 62x82 mm* ***page 174***	Piastrina serie Blindo esterna asola 62x82 mm **pag. 174** *External escutcheon line Blindo hole 62x82 mm* ***page 174***	Piastrina serie Blindo senza foro maniglia 62x82 mm **pag. 174** *Escutcheon line Blindo without handle hole 62x82 mm* ***page 174***	Piastrina serie Blindo rettangolare **pag. 175** *Rectangular escutcheon line Blindo* ***page 175***	Piastrina serie Blindo rettangolare **pag. 175** *Rectangular escutcheon line Blindo* ***page 175***	Piastrina serie Blindo rotonda **pag. 175** *Round escutcheon line Blindo* ***page 175***

Codice *Code*	Descrizione *Description*	H	Finitura *Finishing*		g
DC4246XZB10DF	Spessore	1	ZB	60	8
DC4246XZB20DF	*Thickness*	2	ZB	60	16
DC4246XZB25DF		2,5	ZB	60	20

ZB

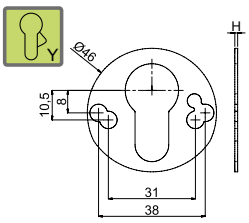

* Tutti i quantitativi saranno aumentati al lotto minimo di 10 pz e relativi multipli
** All quantities will be increased to minimum lot of 10 pcs and multiples*

Codice *Code*	Descrizione *Description*	Finitura *Finishing*			g
4300KF1	Piastrina **serie T** interna/esterna 62x82 mm, foro 46 con supporto plastico. Da abbinare a serrature Serie 25 con cuore a doppia mappa e Serie 26. *Internal/external escutcheon **line T** 62x82 mm, hole 46, including plastic support. To combine with locks line 25 double ward heart and line 26.* **OPTIONAL** I ***OPTIONAL*** Inserti I *Inserts* 4000, 4001, 4010, 4011, 4012, 4015, 4020, 4021, 4030 Protector Blindo 4246, 4224 (pag. 176)	F1	*	10-120	20
4300KF3		F3		10-120	20
4300KF4		F4		10-120	20
4300KF5		F5		10-120	20
4300KF9		F9		10-120	20
4300KPV		PV		10-120	38
4300KOB		OB		10-120	38
4300KOL		OL		10-120	38
4300KOS		OS		10-120	38
4300KCL		CL		10-120	38
4300KCS		CS		10-120	38

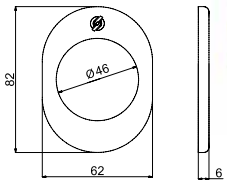

F1 F3 F4 F5 F9 PV OB OL OS CL CS

Base alluminio I ***Aluminium material***
Base ottone I ***Brass material***

4305KF1	Piastrina esterna imbutita 8 mm 62x82 mm, foro 46 con supporto plastico. Da abbinare a protector art. 4246 e 4224. *8 mm external bent escutcheon 62x82 mm, hole 46, including plastic support. To combine with protector art. 4246, 4224.*	F1	*	10-120	21
4305KF3		F3		10-120	21
4305KF4		F4		10-120	21
4305KOL		OL		10-120	39
4305KOS		OS		10-120	39
4305KCL		CL		10-120	39
4305KCS		CS		10-120	39

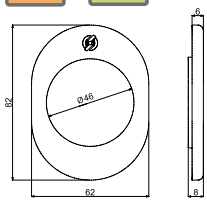

F1 F3 F4 OL OS CL CS

Base alluminio I ***Aluminium material***
Base ottone I ***Brass material***

4505KF1	Placca **serie T** interna/esterna 62x170 mm, foro 46, completa di supporto plastico e adattatori per maniglia Ø 15,16,18 e niplex M10. Da abbinare a serrature universali Serie 25 con cuore a doppia mappa. *Internal/external plate **line T** 62x170 mm, hole 46, including plastic support and adapters for handle Ø 15,16,18 e niplex M10. To combine with locks line 25 universal only for double ward heart.* **OPTIONAL** I ***OPTIONAL*** Inserti I *Inserts* 4000, 4001, 4020, 4021. Protector 4224	F1	*	10-60	55
4505KF3		F3		10-60	55
4505KF4		F4		10-60	55
4505KF5		F5		10-60	55
4505KF9		F9		10-60	55
4505KPV		PV		10-60	97
4505KOB		OB		10-60	97
4505KOL		OL		10-60	97
4505KOS		OS		10-60	97
4505KCL		CL		10-60	97
4505KCS		CS		10-60	97

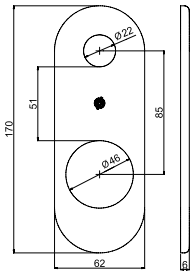

F1 F3 F4 F5 F9 PV OB OL OS CL CS

Nota: tutte le finiture sono disponibili anche nella versione per cuore EASY MASTER. Linea 4508. Prezzi invariati.
Look out: all finishings are also available for EASY MASTER heart. Line 4508. Prices unchanged.

Base alluminio I ***Aluminium material***
Base ottone I ***Brass material***

4506KF1	Placca **serie T** interna/esterna 62x170 mm, foro 46, con supporto plastico e adattatori per maniglia Ø 15,16,18 e niplex M10. Da abbinare a serrature universali Serie 25 con cuore a cilindro e Serie 26. *Internal/external plate **line T** 62x170 mm, hole 46, including plastic support and adapters for handle Ø 15,16,18 e niplex M10. To combine with locks line 25 universal only for cylinder heart and line 26.* **OPTIONAL** I ***OPTIONAL*** Inserti I *Inserts* 4010, 4015. Protector Blindo 4246	F1	*	10-60	55
4506KF3		F3		10-60	55
4506KF4		F4		10-60	55
4506KF5		F5		10-60	55
4506KPV		PV		10-60	97
4506KOB		OB		10-60	97
4506KOL		OL		10-60	97
4506KOS		OS		10-60	97
4506KCL		CL		10-60	97
4506KCS		CS		10-60	97

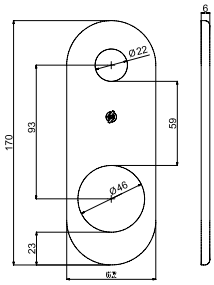

F1 F3 F4 F5 PV OB OL OS CL CS

Base alluminio I ***Aluminium material***
Base ottone I ***Brass material***

4509KF1	Placca **serie T** 62x170 mm, foro 46, con supporto plastico senza foro maniglia. Da abbinare a serrature serie 251 e 241. Predisposizione inserti 4000XBK, 4001XBK, 4021XBK16. *Escutcheon **line T** 62x170 mm, hole 46, including plastic support without hole for handle. To combine with locks line 251 and 241. Predisposition for inserts 4000XBK, 4001XBK, 4021XBK16.*	F1	*	10-60	44
4509KF4		F4		10-60	44
4509KF3		F3		10-60	44
4509KOL		OL		10-60	89
4509KCL		CL		10-60	89
4509KCS		CS		10-60	89

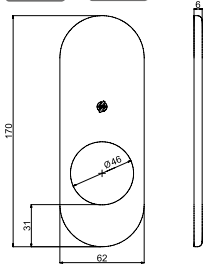

F1 F3 F4 OL CL CS

Base alluminio I ***Aluminium material***
Base ottone I ***Brass material***

* Tutti i quantitativi saranno aumentati al lotto minimo di 10 pz e relativi multipli
* *All quantities will be increased to minimum lot of 10 pcs and multiples*

Codice *Code*	Descrizione *Description*	Finitura *Finishing*		g
4770KF1	Piastrina **serie R** interna/esterna Ø 70 mm, foro 46 con supporto plastico. Da abbinare a serrature Serie 25 con cuore a doppia mappa/cilindro e Serie 26. *Internal/external escutcheon **line R** Ø 70 mm, hole 46, with plastic support. To combine with locks line 25 with double ward heart and line 26.*	F1	10-120	20
4770KF4		F4	10-120	20
4770KOL		OL *	10-120	51
4770KCL		CL	10-120	51
4770KCS		CS	10-120	51

OPTIONAL | *OPTIONAL*
Inserti | *Inserts* 4000, 4000UBK, 4001UBK, 4001XBK, 4010, 4011XBK, 4012XBK, 4015, 4020XBK, 4021XBK
Protector 4030, 4246, 4260

F1 F4 OL CL CS

- Base alluminio | ***Aluminium material***
- Base ottone | ***Brass material***

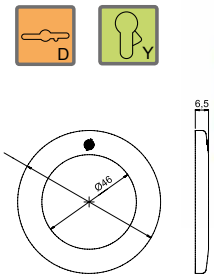

4350KF1	Piastrina **serie Q** rettangolare 62x82 mm, foro 46 con supporto plastico. Da abbinare a serrature Serie 25 con cuore a doppia mappa e Serie 26. *Rectangular escutcheon **line Q** 62x82 mm, hole 46, including plastic support. To combine with locks line 25 double ward heart and line 26.*	F1	10-120	25
4350KF3		F3	10-120	25
4350KF4		F4	10-120	25
4350KOB		OB *	10-120	43
4350KOL		OL	10-120	43
4350KCL		CL	10-120	43
4350KCS		CS	10-120	43

F1 F3 F4 OB OL CL CS

- Base alluminio | ***Aluminium material***
- Base ottone | ***Brass material***



4555KF1	Placca **serie Q** rettangolare 62x170 mm, foro 46, completa di supporto plastico e adattatori per maniglia Ø 15,16,18 e niplex M10. Da abbinare a serrature universali Serie 25 con cuore a doppia mappa. *Rectangular plate **line Q** 62x170 mm, hole 46, including plastic support and adapters for handle Ø 15,16,18 e niplex M10. To combine with locks line 25 universal only for double ward heart.*	F1	10-60	64
4555KF4		F4	10-60	64
4555KOB		OB *	10-60	104
4555KOL		OL	10-60	104
4555KCL		CL	10-60	104
4555KCS		CS	10-60	104

OPTIONAL | *OPTIONAL*
Inserti | *Inserts* 4000, 4001, 4020, 4021. Protector 4224

F1 F4 OB OL CL CS

- Base alluminio | ***Aluminium material***
- Base ottone | ***Brass material***

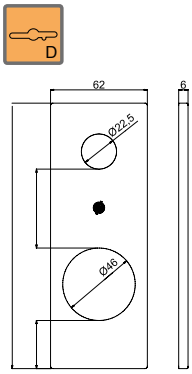

4556KF1	Placca **serie Q** rettangolare 62x170 mm, foro 46, con supporto plastico e adattatori per maniglia Ø 15,16,18 e niplex M10. Da abbinare a serrature universali Serie 25 con cuore a cilindro e Serie 26. *Rectangular plate **line Q** 62x170 mm, hole 46, including plastic support and adapters for handle Ø 15,16,18 e niplex M10. To combine with locks line 25 universal only for cylinder heart and line 26.*	F1	10-60	64
4556KF4		F4	10-60	64
4556KOB		OB *	10-60	104
4556KOL		OL	10-60	104
4556KCL		CL	10-60	104
4556KCS		CS	10-60	104

OPTIONAL | *OPTIONAL*
Inserti | *Inserts* 4010, 4015. Protector Blindo 4246

F1 F4 OB OL CL CS

- Base alluminio | ***Aluminium material***
- Base ottone | ***Brass material***

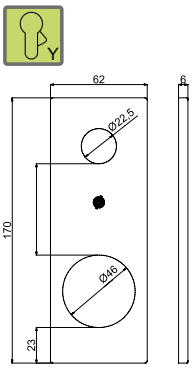

* Tutti i quantitativi saranno aumentati al lotto minimo di 10 pz e relativi multipli
** All quantities will be increased to minimum lot of 10 pcs and multiples*

Codice *Code*	Descrizione *Description*	Finitura *Finishing*			g
4000XBK	Inserto piano a doppia mappa in nylon nero o metallo	BK		10-120	8
4000KF1	per piastrine serie 4300, 4505, 4509	F1		10-120	6
4000KF3	*Double ward flat insert in black nylon or metal*	F3		10-120	6
4000KF4	*for escutcheons line 4300, 4505, 4509*	F4		10-120	6
4000KOB		OB	*	10-120	16
4000KOL		OL		10-120	17
4000KOS		OS		10-120	16
4000KCL		CL		10-120	16
4000KCS		CS		10-120	16

BK F1 F3 F4 OB OL OS CL CS

Base alluminio | ***Aluminium material***
Base ottone | ***Brass material***

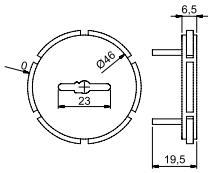

4000XBK

4000KOL

4000UBK	Inserto piano a doppia mappa universale per foro 46 in nylon nero *Double ward universal flat insert for hole 46 in black nylon*	BK	*	10-120	8

BK

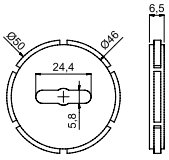

4001XBK	Inserto concavo doppia mappa in nylon nero per piastrine serie 4300, 4505, 4508, 4509 *Double ward concave insert in black nylon for escutcheons line 4300, 4505, 4508, 4509*	BK	*	10-120	11

BK

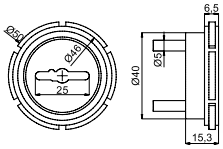

4001UBK	Inserto concavo a doppia mappa universale in nylon nero *Double ward universal concave insert in black nylon*	BK	*	10-120	11

BK

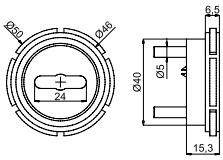

4010XBK	Inserto a cilindro in nylon nero o metallo	BK		10-120	8
4010XF1	per piastrine serie 4300, 4506, 4509	F1		10-120	6
4010XF3	*Cylinder insert in black nylon or metal*	F3		10-120	6
4010XF4	*for escutcheons line 4300, 4506, 4509*	F4		10-120	6
4010XOB		OB	*	10-120	17
4010XOL		OL		10-120	16
4010XOS		OS		10-120	16
4010XCL		CL		10-120	16
4010XCS		CS		10-120	16

BK F1 F3 F4 OB OL OS CL CS

Base alluminio | ***Aluminium material***
Base ottone | ***Brass material***

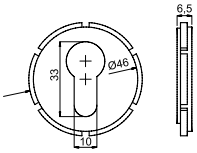

4010XBK

4010XOL

4011XBK	Inserto concavo cilindro in nylon nero per piastrine serie 4300, 4506, 4509 *Concave cylinder insert in black nylon for escutcheons line 4300, 4506, 4509*	BK	*	10-120	10	**0,55**

BK

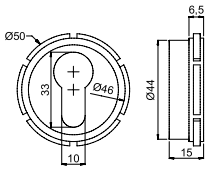

*** Tutti i quantitativi saranno aumentati al lotto minimo di 10 pz e relativi multipli**
**** All quantities will be increased to minimum lot of 10 pcs and multiples***

Codice *Code*	Descrizione *Description*	Finitura *Finishing*		g
4012XBK	Inserto svasato cilindro in nylon nero per piastrine serie 4300, 4506, 4509 *Bent cylinder insert in black nylon for escutcheons line 4300, 4506, 4509*	BK	*	10-120	9
4015XBK	Inserto cilindro a pomolo in nylon nero o metallo per piastrine serie 4300, 4506, 4509 *Knob cylinder insert in black nylon or metal for escutcheons line 4300, 4506, 4509*	BK		10-120	6
4015XF1		F1		10-120	7
4015XF3		F3		10-120	7
4015XF4		F4		10-120	7
4015XOB		OB	*	10-120	18
4015XOL		OL		10-120	18
4015XOS		OS		10-120	18
4015XCL		CL		10-120	18
4015XCS		CS		10-120	18
4020XBK16XX	Inserto maniglia piano in nylon nero per piastrine serie 4300 *Flat handle insert in black nylon for escutcheons line 4300*	BK	*	10-120	13
4020XBK00XX	Inserto Ø 46 piano senza foro in nylon nero o metallo da utilizzare per coprire imperfezioni sul pannello *Insert Ø 46 flat without hole in black nylon or metal to be used to cover imperfections on panel*	BK		10-120	6
4020XF100XX		F1		10-120	7
4020XF400XX		F4		10-120	7
4020XOB00XX		OB	*	10-120	18
4020XOL00XX		OL		10-120	18
4020XCL00XX		CL		10-120	18
4020XCS00XX		CS		10-120	18
4021XBK16XX	Inserto maniglia convesso in nylon nero per piastrine serie 4300. Collo da 16/15/18 *Convex handle insert in black nylon for escutcheons line 4300. Hole 16/15/18*	BK	*	10-120	6
4021XBK15XX		BK		10-120	6
4021XBK18XX		BK		10-120	6
4030XBK	Inserto limitatore in nylon nero o metallo per piastrine serie 4300, 4506, 4509 *Limiting device insert in black nylon or metal for escutcheons line 4300, 4506, 4509*	BK		10-120	13
4030XF1		F1		10-120	7
4030XF3		F3		10-120	7
4030XF4		F4		10-120	7
4030XOB		OB	*	10-120	17
4030XOL		OL		10-120	17
4030XOS		OS		10-120	17
4030XCL		CL		10-120	17
4030XCS		CS		10-120	17
4099XBK	Adattatore copritoppa per codoli cilindro Ø 8 mm in nylon nero o verniciato da abbinare ad inserti o alle piastrine con sagoma cilindro vedi esempio pag 187 *Adapter keyhole cover for knob cylinder Ø 8 mm in black nylon or painted to combine with inserts or escutcheons in cylinder shape see example page 187*	BK	*	10-120	2
4099XBR		BR		10-120	2
4099XOL		OL		10-120	2
4099XCL		CL		10-120	2
4099XCS		CS		10-120	2

BK

BK F1 F3 F4 OB OL OS CL CS

- Base alluminio | *Aluminium material*
- Base ottone | *Brass material*

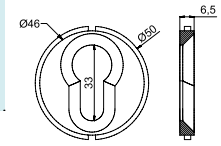

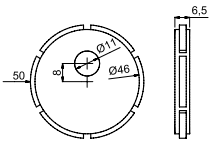

4015XBK

4015XOL

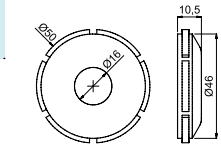

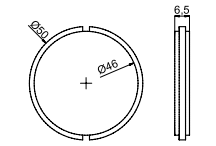

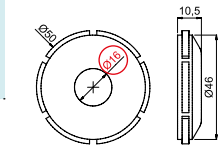

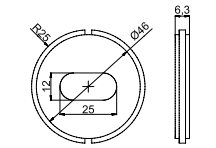

4030XBK

4030XOL

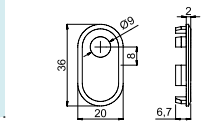

4099XBK

4099XOL

BK OB OL CL CS

- Base ottone | *Brass material*

* Tutti i quantitativi saranno aumentati al lotto minimo di 10 pz e relativi multipli
** All quantities will be increased to minimum lot of 10 pcs and multiples*

Codice *Code*	Descrizione *Description*	Finitura *Finishing*			g
4310KF1	Piastrina **serie Ovale** 62x82 mm, asola 42x50, con supporto plastico. Da abbinare a serrature universali Serie 25 con cuore a doppia mappa o cilindro. *Escutcheon 62x82 mm **Oval line** button hole 42x50, including plastic support. To combine with locks line 25 universal for double ward or cylinder heart.*	F1	*	10-120	18
4310KF3		F3		10-120	18
4310KF4		F4		10-120	18
4310KOL		OL		10-120	32
4310KCL		CL		10-120	32
4310KCS		CS		10-120	32

OPTIONAL | *OPTIONAL*
Inserti | *Inserts* 4050XBK, 4060XBK, 4065XBK, 4071XBK18, 4080XBK. Protector Ovale 4242XZT

F1 F3 F4 OL CL CS

- **Base alluminio | *Aluminium material***
- **Base ottone | *Brass material***

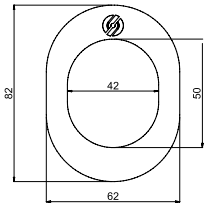

4315KF1	Piastrina **serie Ovale** 62x82 imbutita 8 mm con asola ovale. Da abbinare a serie 25 sia con cuore a doppia mappa che con cuore a cilindro. Serie 25 e serie 26. Predisposizione per tutti gli inserti ovali vedi sotto e protector ovale 4242. *Escutcheon 62x82 mm, bent 8 mm **Oval line** with oval hole. To combine with line 25 both double ward and cylinder heart. Line 25 and line 26. Suitable for all oval inserts see below and oval protector 4242.*	F1	*	10-120	19
4315KF4		F4		10-120	19
4315KOL		OL		10-120	32
4315KCL		CL		10-120	32
4315KCS		CS		10-120	32

F1 F4 OL CL CS

- **Base alluminio | *Aluminium material***
- **Base ottone | *Brass material***

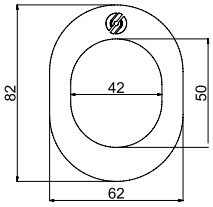

4510KF1	Placca **serie Ovale** interna/esterna 62x170 mm, asola 42x50, con supporto plastico e adattatori per maniglia 15,16,18 e niplex M10. Da abbinare a serrature universali Serie 25 con cuore a doppia mappa o cilindro. *Internal/external plate 62x170 mm **Oval line** button hole 42x50, including plastic support and adapters for handle Ø 15,16,18 and niplex M10. To combine with locks line 25 universal for double ward or cylinder heart.*	F1	*	10-60	51
4510KF3		F3		10-60	51
4510KF4		F4		10-60	51
4510KF5		F5		10-60	51
4510KOL		OL		10-60	95
4510KCL		CL		10-60	95
4510KCS		CS		10-60	95

OPTIONAL | *OPTIONAL*
Inserti | *Inserts* 4050XBK, 4060XBK, 4065XBK, 4071XBK18, 4080XBK. Protector Ovale 4242XZT

F1 F3 F4 F5 OL CL CS

- **Base alluminio | *Aluminium material***
- **Base ottone | *Brass material***

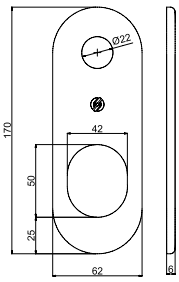

* Tutti i quantitativi saranno aumentati al lotto minimo di 10 pz e relativi multipli
* *All quantities will be increased to minimum lot of 10 pcs and multiples*

Codice *Code*	Descrizione *Description*	Finitura *Finishing*			g
4050XBK	**Inserto Ovale** piano doppia mappa per piastrine serie 4510 e 4310 *Double ward flat insert for escutcheons **line Oval** 4510 and 4310*	BK	*	10-120	9
4051XBK	**Inserto Ovale** concavo doppia mappa per piastrine serie 4510 e 4310 *Double ward concave insert for escutcheons **line Oval** 4510 and 4310*	BK	*	10-120	12
4060XBK	**Inserto Ovale** cilindro per piastrine serie 4510 e 4310 *Cylinder insert for escutcheons **line Oval** 4510 and 4310*	BK	*	10-120	7
4065XBK	**Inserto Ovale** cilindro a pomolo per piastrine serie 4510 e 4310 *Knob cylinder insert for escutcheons **line Oval** 4510 and 4310*	BK	*	10-120	8
4071XBK18	**Inserto Ovale** convesso maniglia per piastrine serie 4310 *Convex black nylon handle insert for escutcheons **line Oval** 4310*	BK	*	10-120	10
4080XBK	**Inserto Ovale** limitatore per piastrine serie 4310 *Limiting device insert for escutcheons **line Oval** 4310*	BK	*	10-120	7

BK

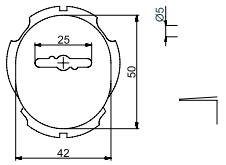

BK

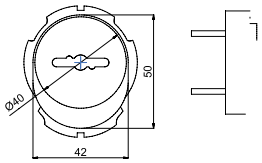

BK

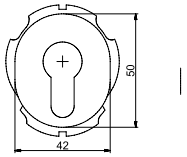

BK

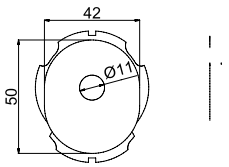

BK

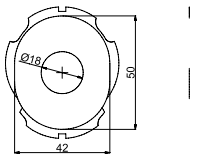

BK

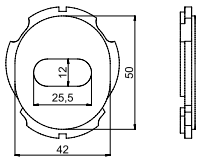

* Tutti i quantitativi saranno aumentati al lotto minimo di 10 pz e relativi multipli
** All quantities will be increased to minimum lot of 10 pcs and multiples*

PROTECTOR E COORDINATI
PROTECTOR AND KITS

COMBINAZIONI POSSIBILI
POSSIBLE COMBINATIONS

PIASTRINE *ESCUTCHEONS* / INSERTI *INSERTS*	1 4000XOL	2 4000XBK	3 4000UBK	4 4001XBK	5 4001UBK	6 4010XOL	7 4010XBK	8 4011XBK	9 4012XBK	10 4015XOL	11 4015XBK	12 4020XBK
A 4300	●	●	●	●	●	●	●	●	●	●	●	●
B 4305												
C 4505	●	●	●	●	●							●
D 4506						●	●	●	●	●		
E 4509	●	●	●	●	●	●	●	●	●	●	●	●
F 4350	●	●	●	●	●	●	●	●	●	●	●	●
G 4555	●	●	●	●	●							●
H 4556						●	●	●	●	●		
I 4770	●	●	●	●	●	●	●	●	●	●	●	●
L 4310												
M 4315												
N 4510												

PROTECTOR E COORDINATI
PROTECTOR AND KITS

COMBINAZIONI POSSIBILI
POSSIBLE COMBINATIONS

4021XBK 13	4030XOL 14 / 4030XBK 15	4224XZT 16	4242XZT 17	4246XZT 18	4260XZT 19	4050XBK 20	4051XBK 21	4060XBK 22	4065XBK 23	4071XBK 24	4080XBK 25

Codice *Code*	Descrizione *Description*	Finitura *Finishing*			g
4301KF1	Piastrina **serie T** interna/esterna 62x82 mm con foro doppia mappa universale. Da abbinare a serrature Serie 25 con cuore a doppia mappa. *Internal/external escutcheon **line T** 62x82 mm with universal double ward hole. To combine with locks line 25 double ward heart.*	F1	*	10-120	38
4301KF3		F3		10-120	38
4301KF4		F4		10-120	56
4301KPV		PV		10-120	38
4301KOB		OB		10-120	56
4301KOL		OL		10-120	38
4301KCL		CL		10-120	42
4301KCS		CS		10-120	42

F1 F3 F4 PV OB OL CL CS

- Base alluminio | *Aluminium material*
- Base ottone | *Brass material*

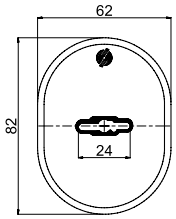

4302KF1	Piastrina **serie T** interna/esterna 62x82 mm con foro cilindro. Da abbinare a serrature Serie 25 con cuore a cilindro e Serie 26. *Internal/external escutcheon **line T** 62x82 mm ith cylinder hole. To combine with locks line 25 only for cylinder heart and line 26.*	F1	*	10-120	56
4302KF3		F3		10-120	56
4302KF4		F4		10-120	56
4302KPV		PV		10-120	56
4302KOB		OB		10-120	56
4302KOL		OL		10-120	56
4302KCL		CL		10-120	42
4302KCS		CS		10-120	42

F1 F3 F4 PV OB OL CL CS

- Base alluminio | *Aluminium material*
- Base ottone | *Brass material*

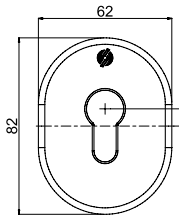

4303KF1	Piastrina **serie T** interna 62x82 mm con foro codolo cilindro. Da abbinare a serrature universali Serie 25 con cuore a cilindro e Serie 26. *Internal plate **line T** 62x82 mm with knob-predisposition hole. To combine with locks line 25 universal only for cylinder heart and line 26.*	F1	*	10-120	42
4303KF3		F3		10-120	42
4303KF4		F4		10-120	59
4303KPV		PV		10-120	59
4303KOB		OB		10-120	59
4303KOL		OL		10-120	59
4303KCL		CL		10-120	42
4303KCS		CS		10-120	42

F1 F3 F4 PV OB OL CL CS

- Base alluminio | *Aluminium material*
- Base ottone | *Brass material*

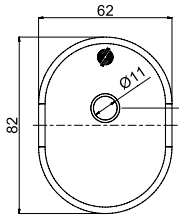

4304KF1	Piastrina **serie T** interna 62x82 mm per limitatore. Da abbinare a limitatore 5731. *Internal plate **line T** 62x82 mm for limiting device. To combine with limiting device 5731.*	F1	*	10-120	42
4304KF3		F3		10-120	42
4304KF4		F4		10-120	59
4304KPV		PV		10-120	59
4304KOB		OB		10-120	59
4304KOL		OL		10-120	59
4304KCL		CL		10-120	42
4304KCS		CS		10-120	42

F1 F3 F4 PV OB OL CL CS

- Base alluminio | *Aluminium material*
- Base ottone | *Brass material*

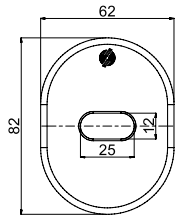

* Tutti i quantitativi saranno aumentati al lotto minimo di 10 pz e relativi multipli
** All quantities will be increased to minimum lot of 10 pcs and multiples*

Codice *Code*	Descrizione *Description*	Finitura *Finishing*			g
4502KF1	Placca 65x187x8 mm con foro cilindro	F1		10-60	20
4502KF4	*Escutcheon 65x187x8 with cylidric hole*	F4		10-60	20
4502KOL		OL	*	10-60	38
4502KCL		CL		10-60	38
4502KCS		CS		10-60	38

F1 F4 OL CL CS

- Base alluminio | *Aluminium material*
- Base ottone | *Brass material*

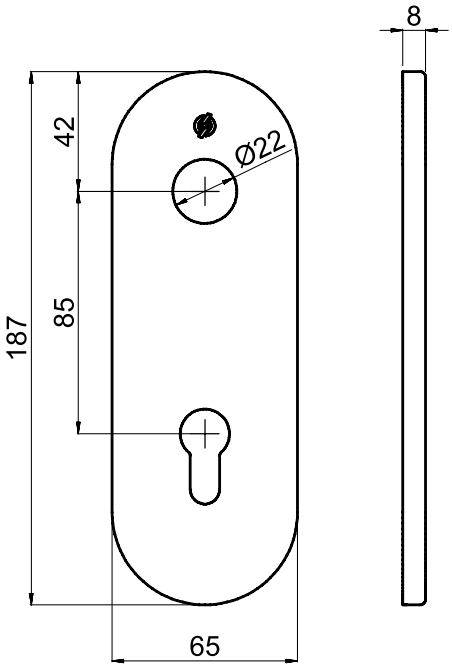

NEW

4520KF1	Placca 65x187x8 mm per protector Ø 50. Vedi pag. 171	F1		10-60	55
4520KF4	*Escutcheon 65x187x8 mm for protector 50. See page 171*	F4		10-60	55
4520KOL		OL	*	10-60	97
4520KCL		CL		10-60	97
4520KCS		CS		10-60	97

F1 F4 OL CL CS

- Base alluminio | *Aluminium material*
- Base ottone | *Brass material*

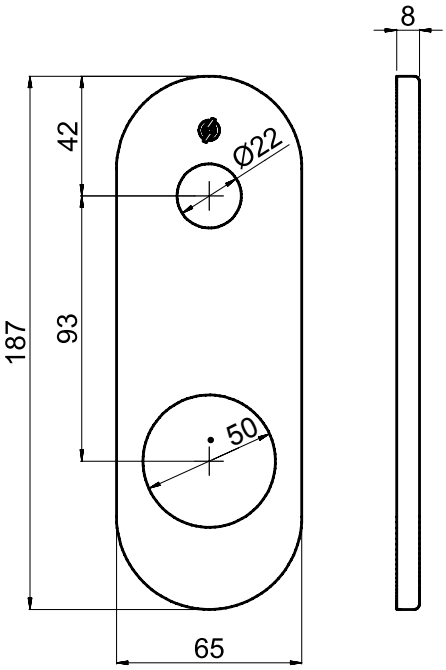

NEW

PROTECTOR E COORDINATI *PROTECTOR AND KITS*

ROSETTA *ESCUTCHEON* Ø 46/Ø 55/QUADRA

Codice *Code*	Descrizione *Description*	Finitura *Finishing*		g
4746KF1	Rosetta Ø 46x10 mm da abbinare a maniglia 5000/5001/5005, pomolo 5020/5021/5025, mezzaluna 5030, cubetto 5035 *Round escutcheon Ø 46x10 mm to combine with handle 5000/5001/5005, knob 5020/5021/5025, half moon 5030, little cube 5035*	F1	10-120	30
4746KF3		F3	10-120	30
4746KF4		F4	10-120	30
4746KPV		PV	10-120	40
4746KOB		OB	10-120	40
4746KOL		OL	10-120	40
4746KCL		CL	10-120	40
4746KCS		CS	10-120	40

Base alluminio | *Aluminium material*
Base ottone | *Brass material*

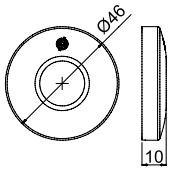

Codice *Code*	Descrizione *Description*	Finitura *Finishing*		g
4752XF1	Rosetta Ø 55x10 mm da abbinare a maniglia 5000/5001/5005, pomolo 5020/5021/5025, mezzaluna 5030, cubetto 5035 *Round escutcheon Ø 55x10 mm to combine with handle 5000/5001/5005, knob 5020/5021/5025, half moon 5030, little cube 5035*	F1	10-120	35
4752XF3		F3	10-120	35
4752XF4		F4	10-120	35
4752XPV		PV	10-120	45
4752XOB		OB	10-120	45
4752XOL		OL	10-120	45
4752XCL		CL	10-120	45
4752XCS		CS	10-120	45

Base alluminio | *Aluminium material*
Base ottone | *Brass material*

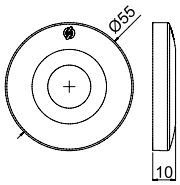



Codice *Code*	Descrizione *Description*	Finitura *Finishing*		g
4755XF1	Rosetta quadra 54x10 mm da abbinare a maniglia 5000/5001/5005, pomolo 5020/5021/5025, mezzaluna 5030, cubetto 5035 *Square escutcheon 54x10 mm to combine with handle 5000/5001/5005, knob 5020/5021/5025, half moon 5030, little cube 5035*	F1	10-120	30
4755XF3		F3	10-120	30
4755XF4		F4	10-120	30
4755XOB		OB	10-120	40
4755XOL		OL	10-120	40
4755XCL		CL	10-120	40
4755XCS		CS	10-120	40

Base alluminio | *Aluminium material*
Base ottone | *Brass material*

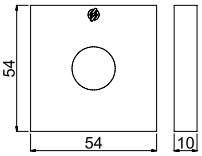



Completare il montaggio della rosetta Ø 46 o Ø 55 con la scelta dell'inserto in abbinamento
Complete the assembly of escutcheon Ø 46 o Ø 55 with the insert in combination

Codice *Code*	Descrizione *Description*	Finitura *Finishing*		g
4090XWH	Inserto nylon maniglia senza molla Ø 16 mm da abbinare a maniglia 5000/5001/5005 pag. 186 *Handle nylon insert without spring Ø 16 mm to combine with handle 5000/5001/5005 page 186*	ZB	120	5
4091XWH	Inserto nylon per maniglia con molla destra sinistra Ø 16 mm da abbinare a 5000/5005 e 5001 pag. 186 *Handle nylon insert with right/left spring Ø 16 mm to combine with 5000/5005 and 5001 page 186*	ZB	120	5
4092XWH	Inserto nylon per pomolo centro porta Ø 14 mm da abbinare a pomolo 5020/5021 pag. 188 *Middle door knob nylon insert Ø 14 mm to combine with knob 5020/5021 page 188*	ZB	120	5
4093XWH	Quadro nylon 8 mm per limitatore da abbinare alla mezzaluna 5030 e cubetto 5035 pag. 190 *Nylon square 8 mm for limiting device to combine with half moon 5030 and little cube 5035 page 190*	ZB	120	10
4094XWH	Inserto quadro 8 mm in nylon per limitatore da abbinare a mezzaluna 5030 e cubetto 5035 pag. 190. Ferro quadro da ordinare a parte a seconda della lunghezza richiesta pag. 185 *Nylon square insert 8 mm for limiting device to combine with half-moon 5030 and small cube 5035 page 190. Square iron to be ordered apart according to length requested page 185*	ZB	120	10

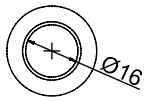

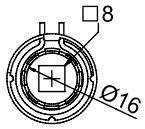

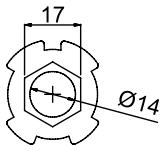

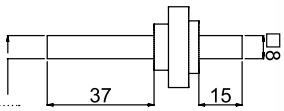

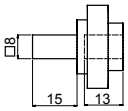

* Tutti i quantitativi saranno aumentati al lotto minimo di 10 pz e relativi multipli
** All quantities will be increased to minimum lot of 10 pcs and multiples*

Codice *Code*	Descrizione *Description*	■ ■	Finitura *Finishing*		g
5100XZB0120	Ferro passante	■ 8x120	ZB	100	50
5100XZB0140	*Passerby iron*	■ 8x140	ZB	100	60
5100XZB0160		■ 8x160	ZB	100	70

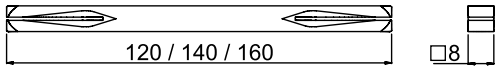

5110XZB0055	Quadro ad espansione	■ 8x55	ZB	100	22
5110XZB0065	*Expansion square*	■ 8x65	ZB	100	26
5110XZB0080		■ 8x80	ZB	100	34
5110XZB0090		■ 8x90	ZB	100	37

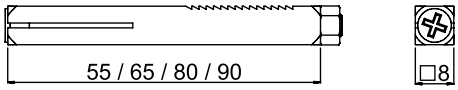

5120XZB0090	Quadro + niplex M10	■ 8x 90	ZB	100	55
5120XZB0100	*Square + niplex M10*	■ 8x100	ZB	100	59
5120XZB0110		■ 8x110	ZB	100	64
5120XZB0120		■ 8x120	ZB	100	68

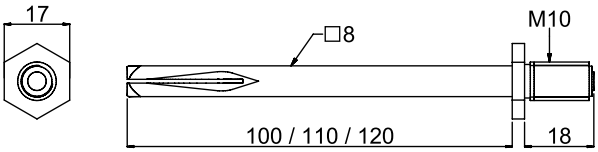

5130XOT0016	Niplex M10	M10	OT	100	9
5130XZB0016		M10	ZB	100	9

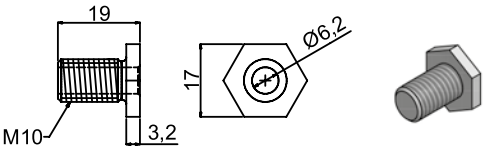

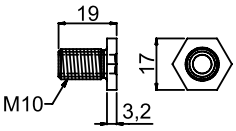

7020XZB20XX	Piastra di fissaggio per pomolo completa di 3 viti autoperforanti Ø 4x16 mm. *Fixing plate for knob with 3 self-drilling screws Ø 4x16 mm.*	M10	ZB	5 - 25	30

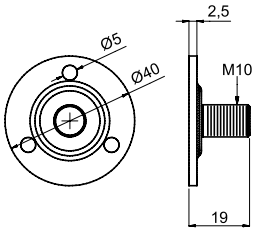

Codice *Code*	Descrizione *Description*	■ ■	Finitura *Finishing*		g
5000XF1	Mezza maniglia reversibile con grano M6. Dimensioni 120 mm. *Half handle reversible with wheat M6. Dimension 120 mm.*	■ 8	F1	20 - 80	103
5000XF3		■ 8	F3	20 - 80	103
5000XF4		■ 8	F4	20 - 80	103
5000XF5		■ 8	F5	20 - 80	103
5000XF9		■ 8	F9	20 - 80	103
5000XOB		■ 8	OB	20 - 80	227
5000XOL		■ 8	OL	20 - 80	227
5000XOS		■ 8	OS	20 - 80	227
5000XCL		■ 8	CL	20 - 80	227
5000XCS		■ 8	CS	20 - 80	227

F1 F3 F4 F5 F9
OB OL OS CL CS

Base alluminio | *Aluminium material*
Base ottone | *Brass material*

Per esempi di composizione vedi pag. 187
For examples of kit composition see page 187

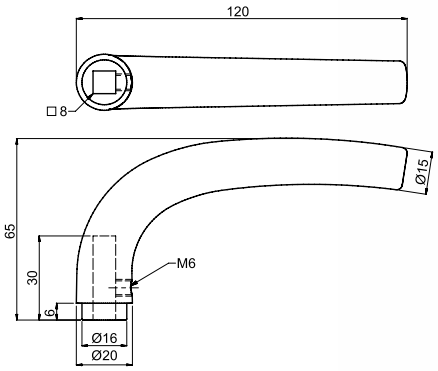

MANIGLIA TIZIANA
HANDLE TIZIANA

5001XF1	Mezza maniglia reversibile uovo con grano M6 *Egg half handle reversible with wheat M6*	■ 8 M10	F1	10 - 50	188
5001XF3		■ 8 M10	F3	10 - 50	188
5001XF4		■ 8 M10	F4	10 - 50	188
5001XOL		■ 8 M10	OL	10 - 50	249
5001XCL		■ 8 M10	CL	10 - 50	249
5001XCS		■ 8 M10	CS	10 - 50	249

F1 F3 F4 OL CL CS

Base alluminio | *Aluminium material*
Base ottone | *Brass material*

Per esempi di composizione vedi pag. 187
For examples of kit composition see page 187

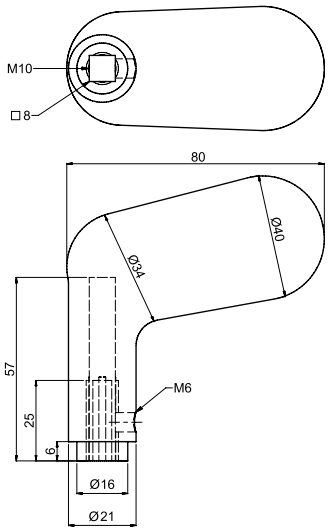

MANIGLIA UOVO
EGG HANDLE

5005XF1	Mezza maniglia quadra reversibile forata e filettata con grano M6. Dimensioni 120 mm. *Half handle reversible perforated and threaded with wheat M6. Dimension 120 mm.*	■ 8	F1	10 - 50	140
5005XF4		■ 8	F4	10 - 50	140
5005XOB		■ 8	OB	10 - 50	280
5005XOL		■ 8	OL	10 - 50	280
5005XCL		■ 8	CL	10 - 50	280
5005XCS		■ 8	CS	10 - 50	280

F1 F4 OL CL CS

Base alluminio | *Aluminium material*
Base ottone | *Brass material*

Per esempi di composizione vedi pag. 187
For examples of kit composition see page 187

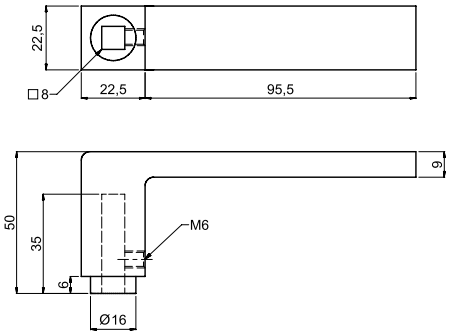

MANIGLIA QUADRA
SQUARE HANDLE

ESEMPI DI COMPOSIZIONE KIT MANIGLIA | *EXAMPLES OF HANDLE KIT COMPOSITION*

Scegliere tra le diverse possibilità di combinazione specificando la finitura. **I quadri sono da ordinare a parte vedi pag. 185**
Choose among the different possible combination and specify the finishing. ***Irons to be ordered apart see page 185***

- **Base alluminio | *Aluminium material***
- **Base ottone | *Brass material***

KIT MANIGLIA ART. 5000 | *HANDLE KIT ART. 5000*

KIT ROMA

Codice	€ cad.

KIT PISA

Codice	€ cad.

KIT RIVA

Codice	€ cad.

KIT COMO

Codice	€ cad.

KIT MANIGLIA ART. 5001 | *HANDLE KIT ART. 5001*

KIT ROMA

Codice *Code*	€ cad. *€ each*

KIT PISA

Codice *Code*	€ cad. *€ each*

KIT RIVA

Codice *Code*	€ cad. *€ each*

KIT COMO

Codice *Code*	€ cad. *€ each*

KIT MANIGLIA ART. 5005 | *HANDLE KIT ART. 5005*

KIT ROMA

Codice *Code*	€ cad. *€ each*

KIT PISA

Codice *Code*	€ cad. *€ each*

KIT RIVA

Codice *Code*	€ cad. *€ each*

KIT COMO

Codice *Code*	€ cad. *€ each*

Codice *Code*	Descrizione *Description*	■ ■	Finitura *Finishing*		g
5020XF1	Pomolo Ø 65 mm	■ 8-M10	F1	10 - 40	156
5020XF3	*Knob Ø 65 mm*	■ 8-M10	F3	10 - 40	156
5020XF4		■ 8-M10	F4	10 - 40	156
5020XOB		■ 8-M10	OB	10 - 40	380
5020XOL		■ 8-M10	OL	10 - 40	380
5020XOS		■ 8-M10	OS	10 - 40	380
5020XCL		■ 8-M10	CL	10 - 40	380
5020XCS		■ 8-M10	CS	10 - 40	380

F1 F3 F4 OB OL OS CL CS

Base alluminio | *Aluminium material*
Base ottone | *Brass material*

Per esempi di composizione vedi pag. 189
For examples of kit composition see page 189

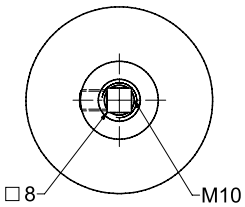

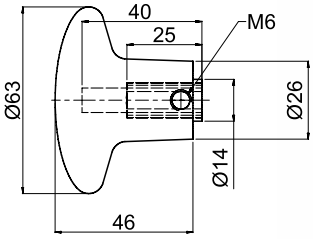

POMOLO Ø 65 mm
KNOB Ø 65 mm

5021XF1	Pomolo Ø 75 mm	■ 8-M10	F1	5 - 25	200
5021XF4	*Knob Ø 75 mm*	■ 8-M10	F4	5 - 25	200
5021XOL		■ 8-M10	OL	5 - 25	519
5021XCL		■ 8-M10	CL	5 - 25	519
5021XCS		■ 8-M10	CS	5 - 25	519

F1 F4 OL CL CS

Base alluminio | *Aluminium material*
Base ottone | *Brass material*

Per esempi di composizione vedi pag. 189
For examples of kit composition see page 189

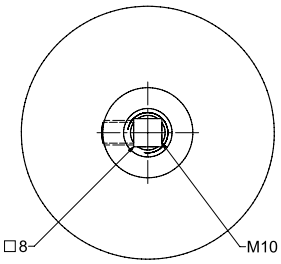

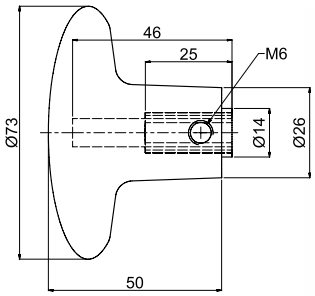

POMOLO Ø 75 mm
KNOB Ø 75 mm

5025XF1	Pomolo quadro 63 mm	■ 8 M10	F1	5 - 25	188
5025XF4	*Square knob 63 mm*	■ 8 M10	F4	5 - 25	188
5025XOB		■ 8 M10	OB	5 - 25	380
5025XOL		■ 8 M10	OL	5 - 25	380
5025XCL		■ 8 M10	CL	5 - 25	380
5025XCS		■ 8 M10	CS	5 - 25	380

F1 F4 OB OL CL CS

Base alluminio | *Aluminium material*
Base ottone | *Brass material*

Per esempi di composizione vedi pag. 189
For examples of kit composition see page 189

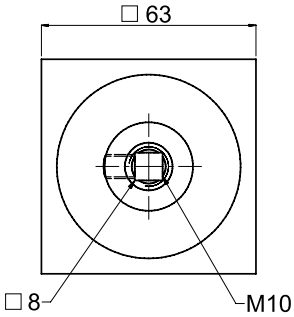

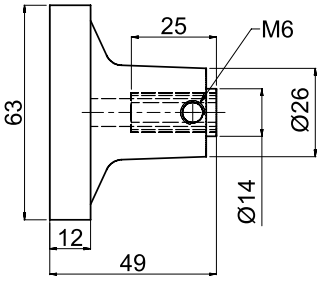

POMOLO QUADRO
SQUARE KNOB

ESEMPI DI COMPOSIZIONE KIT POMOLO | *EXAMPLES OF KNOB KIT COMPOSITION*

Scegliere tra le diverse possibilità di combinazione specificando la finitura. **I quadri sono da ordinare a parte vedi pag. 185**
Choose among the different possible combination and specify the finishing. ***Irons to be ordered apart see page 185***

- **Base alluminio | *Aluminium material***
- **Base ottone | *Brass material***

KIT POMOLO ART. 5020 | *KNOB KIT ART. 5020*

KIT ROMA

Codice *Code*	€ cad. *€ each*

KIT BARI

Codice *Code*	€ cad. *€ each*

KIT RIVA

Codice *Code*	€ cad. *€ each*

KIT COMO

Codice *Code*	€ cad. *€ each*

KIT POMOLO ART. 5021 | *KNOB KIT ART. 5021*

KIT ROMA

Codice *Code*	€ cad. *€ each*

KIT BARI

Codice *Code*	€ cad. *€ each*

KIT RIVA

Codice *Code*	€ cad. *€ each*

KIT COMO

Codice *Code*	€ cad. *€ each*

KIT POMOLO ART. 5025 | *KNOB KIT ART. 5025*

KIT ROMA

Codice	€ cad.

KIT BARI

Codice	€ cad.

KIT RIVA

Codice	€ cad.

KIT COMO

Codice	€ cad.

Codice *Code*	Descrizione *Description*	Ø ■ *Ø ■*	Finitura *Finishing*		g
5030XF1	Mezzaluna per cilindro Ø 8 mm e limitatori ■ 8 mm *Half moon for cylinder Ø 8 mm and limiting device ■ 8 mm*	Ø 8 ■ 8	F1	60 - 240	35
5030XF3		Ø 8 ■ 8	F3	60 - 240	35
5030XF4		Ø 8 ■ 8	F4	60 - 240	35
5030XF5		Ø 8 ■ 8	F5	60 - 240	35
5030XOB		Ø 8 ■ 8	OB	60 - 240	57
5030XOL		Ø 8 ■ 8	OL	60 - 240	57
5030XCL		Ø 8 ■ 8	CL	60 - 240	57
5030XCS		Ø 8 ■ 8	CS	60 - 240	57

F1 F3 F4 F5 OB OL CL CS

Base alluminio | *Aluminium material*
Base ottone | *Brass material*

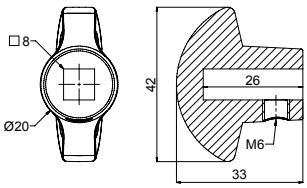

5030XOL

5032XF1	Pomolo per cilindro D-SMART *Knob for cylinder D-SMART*	Ø 8 ■ 8	F1	60 - 240	
5032XF4		Ø 8 ■ 8	F4	60 - 240	
5032XOB		Ø 8 ■ 8	OB	60 - 240	
5032XOL		Ø 8 ■ 8	OL	60 - 240	
5032XCL		Ø 8 ■ 8	CL	60 - 240	
5032XCS		Ø 8 ■ 8	CS	60 - 240	

F1 F4 OB OL CL CS

Base alluminio | *Aluminium material*
Base ottone | *Brass material*

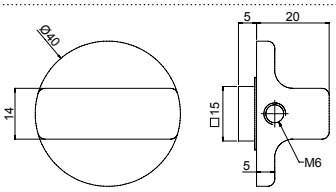

NEW

5032XOL

5035XF1	Cubetto per cilindro Ø 8 mm e limitatori ■ 8 mm *Little cube for cylinder Ø 8 mm and limiting device ■ 8 mm*	Ø 8 ■ 8	F1	60 - 240	65
5035XF4		Ø 8 ■ 8	F4	60 - 240	65
5035XOL		Ø 8 ■ 8	OL	60 - 240	87
5035XCL		Ø 8 ■ 8	CL	60 - 240	87
5035XCS		Ø 8 ■ 8	CS	60 - 240	87

F1 F4 OL CL CS

Base alluminio | *Aluminium material*
Base ottone | *Brass material*

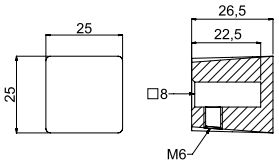

5035XOL

5050XF1	Pomolino per limitatore 5731UCR03XXX18 *Little knob for limiting device 5731UCR03XXX18*	Ø 10	F1	60 - 240	41
5050XF3		Ø 10	F3	60 - 240	41
5050XF4		Ø 10	F4	60 - 240	41
5050XOB		Ø 10	OB	60 - 240	97
5050XOL		Ø 10	OL	60 - 240	97
5050XCL		Ø 10	CL	60 - 240	97
5050XCS		Ø 10	CS	60 - 240	97

F1 F3 F4 OB OL CL CS

Base alluminio | *Aluminium material*
Base ottone | *Brass material*

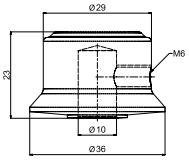

5050XOL

5060XF1	Maniglietta per limitatore di apertura con rosetta 30x60 mm *Little handle for opening limiting device with escutcheon 30x60 mm*	■ 8	F1	60 - 240	91
5060XF3		■ 8	F3	60 - 240	91
5060XF4		■ 8	F4	60 - 240	91
5060XOL		■ 8	OL	60 - 240	124
5060XCL		■ 8	CL	60 - 240	124
5060XCS		■ 8	CS	60 - 240	124

F1 F3 F4 OL CL CS

Base alluminio | *Aluminium material*
Base ottone | *Brass material*

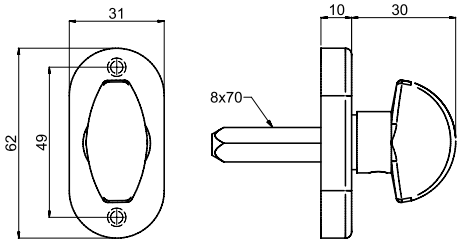

5060XOL

ESEMPI DI COMPOSIZIONE KIT LIMITATORE | *EXAMPLES OF LIMITING DEVICE KIT COMPOSITION*

Scegliere tra le diverse possibilità di combinazione specificando la finitura. **I quadri sono da ordinare a parte vedi pag. 185**
Choose among the different possible combination and specify the finishing. ***Irons to be ordered apart see page 185***

Base alluminio | *Aluminium material*
Base ottone | *Brass material*

KIT LIMITATORE ART. 5030 | *LIMITING DEVICES KIT ART. 5030*

KIT ROMA

Codice / ***Code*** — **€ cad.** / ***€ each***

KIT BARI

Codice / ***Code*** — **€ cad.** / ***€ each***

KIT LIMITATORE ART. 5035 | *LIMITING DEVICES KIT ART. 5035*

KIT ROMA



Codice / ***Code*** — **€ cad.** / ***€ each***

KIT BARI



Codice / ***Code*** — **€ cad.** / ***€ each***

KIT LIMITATORE ART. 5050 | *LIMITING DEVICES KIT ART. 5050*

KIT BARI



Codice / ***Code*** — **€ cad.** / ***€ each***

KIT LIMITATORE ART. 5055 | *LIMITING DEVICES KIT ART. 5055*

KIT BARI



Codice / ***Code*** — **€ cad.** / ***€ each***

ACCESSORI | *ACCESSORIES*

DEVIATORI *SWITCHES* 194

LIMITATORI *LIMITING DEVICES* 197

LEVE PER LIMITATORE *LEVERS FOR LIMITING DEVICE* 198

ROSTRI *GARDS* 199

ASTE *RODS* 200

TAPPI REGOLASCROCCO *LATCH-ADJUSTMENTS* 202

PIASTRE *PLATES* 204

FRONTALI *FRONTALS* 206

CONTROPIASTRE *STRIKING PLATES* 207

APRIPORTA ELETTRICO *ELECTRIC STRIKE* 208

ASTE DI SBALZO *LEP RODS* 209

ESEMPI DI UTILIZZO
EXAMPLE OF USE

A Deviatore a 2 punte
Switch with 2 bolts

B Contropiastra per porte blindate con tappi per telaio e regolascrocco
Striking plate for safety doors with caps for frame and latch-adjustment

C Limitatore di apertura a scatola ridotta
Opening limiting device with reduced box





Accessori e ricambi per porte: deviatori, limitatori, frontali, contropiastre, leve per limitatore, piastre, apriporta elettrici, aste, rostri, tappi regolascrocco.

Accessories and spare parts for doors: switches, limiting devices, frontals, striking plates, levers for limiting device, plates, electric door strikes, rods, gards, latch-adjustments.

LEGENDA LOGHI I *LOGOS LEGEND*

D — PROTECTOR E COORDINATI CON CHIAVE A DOPPIA MAPPA
PROTECTOR AND KIT DOUBLE WARD SHAPE

Y — PROTECTOR E COORDINATI A CILINDRO EUROPEO
PROTECTOR AND EUROPEAN CYLINDER KIT

A — CARBONITRURATO > 60 HRC RESISTENTE AL TRAPANO
HARDENED > 60 HRC DRILL RESISTANT

6-12VOLT V — ALIMENTAZIONE 6-12 VOLT
SUPPLY 6-12 VOLT

UNI ENV 12209:2005 TESTED CLASS 1

LEGENDA FINITURE I *FINISHES LEGEND*

CR — Cromata
Chromed

DK — Decapata
Raw material

AI — Acciaio inox
Stainless steel

ZB — Zincata bianca
Galvnized white

ESEMPIO COMPOSIZIONE CODICE I *CODING EXAMPLE*

Linea *Line*	**Attacco** *Fixing*	**Mano** *Hand*	**Finitura pistone** *Bolt finishing*	**Sporgenza** *Projection*	**INTERASSE** (modello 2/3 pistoni) *INTERSPACE (model 2/3 bolts)*		**H.** *H.*
Deviatore I *Switch*= **560 562 561 563** Limitatore I *Limiting device*= **564 5731 565 5711 5721** Paletto notte I *Night service*= **5701**	**0**= planare *planar* **1**= laterale *lateral* **3**= frontale *frontal*	**D**= destro *right* **S**= sinistro *left* **X**= universale *universal*	**CR**= cromata *chromed*	**03**= 3 mm **43**= 43 mm	**37**= 37 mm **50**= 50 mm **53**= 53 mm **56**= 56 mm **XX**= per mod. 1 pistone *for 1 bolt*	**X**	**14** **15** **17** **18**
560	**0**	**D**	**CR**	**03**	**XX**	**X**	**14**

DEVIATORE A PIASTRA 1 PISTONE | *PLATE SWITCH 1 BOLT*

Codice *Code*	P/L *P/L*	Mano *Hand*	Sporgenza *Projection*	H *H*	H2 *H2*		g
5600DCR03XXX14	P	DX	3	14	29	30	435
5600SCR03XXX14	P	SX	3	14	29	30	435
5600DCR03XXX17	P	DX	3	17	32	30	435
5600SCR03XXX17	P	SX	3	17	32	30	435
5600DCR03XXX18	P	DX	3	18,5	34	30	435
5600SCR03XXX18	P	SX	3	18,5	34	30	435
5600DCR43XXX14	P	DX	43	14	29	30	533
5600SCR43XXX14	P	SX	43	14	29	30	533
5600DCR43XXX17	P	DX	43	17	32	30	533
5600SCR43XXX17	P	SX	43	17	32	30	533
5600DCR43XXX18	P	DX	43	18,5	34	30	533
5600SCR43XXX18	P	SX	43	18,5	34	30	533

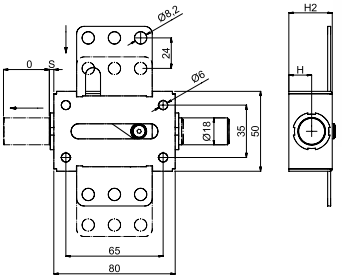

5600SCR03XXX14

CR

DEVIATORE A PIASTRA 2 PISTONI | *PLATE SWITCH 2 BOLTS*

Codice *Code*	P/L *P/L*	Mano *Hand*	Sporgenza *Projection*	H *H*	H2 *H2*		g
5602DCR0350X14	P	DX	3	14	29	30	435
5602SCR0350X14	P	SX	3	14	29	30	435

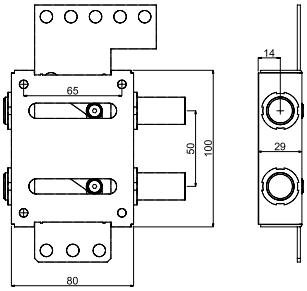

5602SCR0350X14

CR

DEVIATORE A LEVA 1 PISTONE | *LEVER SWITCH 1 BOLT*

Codice *Code*	P/L *P/L*	Mano *Hand*	Sporgenza *Projection*	H *H*	H2 *H2*		g
5611DCR03XXX15	L	DX	3	15	30	40	438
5611SCR03XXX15	L	SX	3	15	30	40	438
5611DCR03XXX17	L	DX	3	17	32	40	440
5611SCR03XXX17	L	SX	3	17	32	40	440
5611DCR03XXX18	L	DX	3	18,5	34	40	442
5611SCR03XXX18	L	SX	3	18,5	34	40	442
5611DCR43XXX15	L	DX	43	15	29	30	528
5611SCR43XXX15	L	SX	43	15	29	30	528
5611DCR43XXX17	L	DX	43	17	32	30	530
5611SCR43XXX17	L	SX	43	17	32	30	530
5611DCR43XXX18	L	DX	43	18,5	34	30	532
5611SCR43XXX18	L	SX	43	18,5	34	30	532

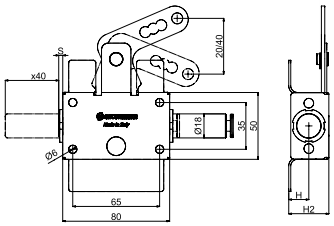

5611SCR03XXX15

CR

DEVIATORE A LEVA 2 PISTONI | *LEVER SWITCH 2 BOLTS*

Codice *Code*	P/L *P/L*	Mano *Hand*	Sporgenza *Projection*	I *I*	H *H*	H2 *H2*		g
5621DCR0337X15	L	DX	3	37	15	30	20	770
5621SCR0337X15	L	SX	3	37	15	30	20	770
5621DCR0337X17	L	DX	3	37	17	32	20	772
5621SCR0337X17	L	SX	3	37	17	32	20	772
5621DCR0337X18	L	DX	3	37	18,5	34	20	774
5621SCR0337X18	L	SX	3	37	18,5	34	20	774
5621DCR0350X17	L	DX	3	50	17	32	20	772
5621SCR0350X17	L	SX	3	50	17	32	20	772
5621DCR4337X15	L	DX	43	37	15	30	20	930
5621SCR4337X15	L	SX	43	37	15	30	20	930
5621DCR4337X17	L	DX	43	37	17	32	20	932
5621SCR4337X17	L	SX	43	37	17	32	20	932
5621DCR4337X18	L	DX	43	37	18,5	34	20	934
5621SCR4337X18	L	SX	43	37	18,5	34	20	934

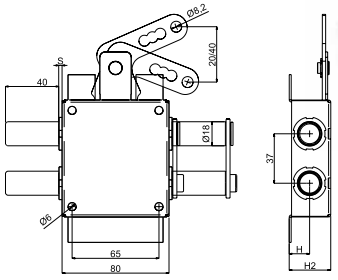

5621SCR0337X15

CR

DEVIATORE GRANDE 2 PISTONI | *BIG SWITCH 2 BOLTS*

Codice *Code*	P/L *P/L*	Mano *Hand*	Sporgenza *Projection*	I *I*	H *H*	H2 *H2*		g
5630DCR0350X15	P	DX	3	50	15	30	50	822
5630SCR0350X15	P	SX	3	50	15	30	50	822
5650DCR0353X15	P	DX	3	53	15	30	20	827
5650SCR0353X15	P	SX	3	53	15	30	20	827
5650DCR4353X15	P	DX	43	53	15	30	20	985
5650SCR4353X15	P	SX	43	53	15	30	20	985

CR

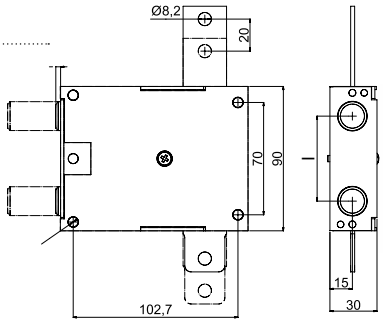

5630SCR0350X15

5650SCR0353X15

DEVIATORE GRANDE 1 PISTONE | *BIG SWITCH 1 BOLT*

Codice *Code*	P/L *P/L*	Mano *Hand*	Sporgenza *Projection*	H *H*	H2 *H2*		g
5640DCR03XXX15	P	DX	3	15	30	20	840
5640SCR03XXX15	P	SX	3	15	30	20	840

CR

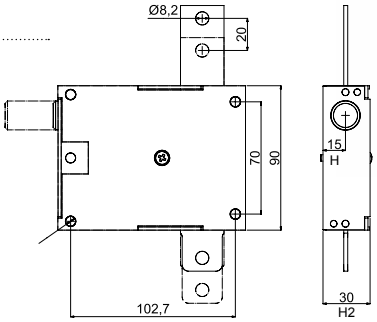

5640SCR03XXX15

DEVIATORE GRANDE 1 PISTONE | *BIG SWITCH 1 BOLT*

Codice *Code*	P/L *P/L*	Mano *Hand*	Sporgenza *Projection*	H *H*	H2 *H2*		g
5641DCR03XXX18	L	DX	3	18,5	34	20	608
5641SCR03XXX18	L	SX	3	18,5	34	20	608

CR

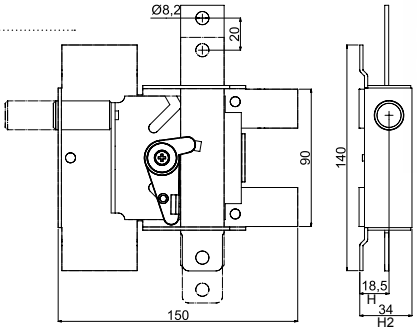

5641SCR03XXX18

DEVIATORE GRANDE 2 PISTONI | *BIG SWITCH 2 BOLTS*

Codice *Code*	P/L *P/L*	Mano *Hand*	Sporgenza *Projection*	I *I*	H *H*	H2 *H2*		g
5651DCR0353X18	L	DX	3	53	18,5	34	20	740
5651SCR0353X18	L	SX	3	53	18,5	34	20	740
5651DCR4353X18	L	DX	43	53	18,5	34	20	905
5651SCR4353X18	L	SX	43	53	18,5	34	20	905

CR

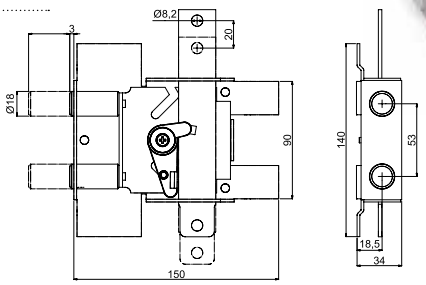

5651SCR0353X18

DEVIATORE GRANDE 2 PISTONI CON FRONTALE | *BIG SWITCH 2 BOLTS WITH FRONTAL*

Codice *Code*	P/L *P/L*	Mano *Hand*	Sporgenza *Projection*	I *I*	H *H*	H2 *H2*		g
5653DCR0353X15	F	DX	3	53	15	30	20	986
5653SCR0353X15	F	SX	3	53	15	30	20	986

CR

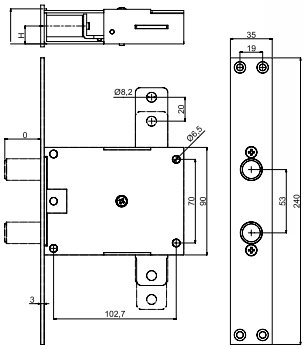

5653SCR0353X15

DEVIATORE A 4 VIE | *SWITCH WITH 4 CONNECTION POINTS*

Codice *Code*	P/L *P/L*	Mano *Hand*	Sporgenza *Projection*	I *I*	H *H*	H2 *H2*		g
5660XZB04XX	P	X	-	-	-	30	20	822

ZB

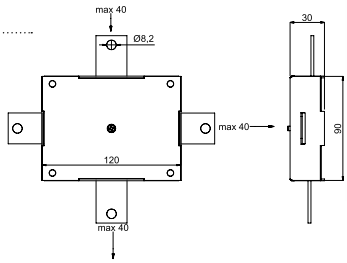

5660XZB04XX

DEVIATORE A 3 PUNTE | *BIG SWITCH 3 BOLTS*

Codice *Code*	P/L *P/L*	Mano *Hand*	Sporgenza *Projection*	I *I*	H *H*	H2 *H2*		g
5680DCR0356X15	P	DX	3	56	15	30	20	1037
5680SCR0356X15	P	SX	3	56	15	30	20	1037

CR

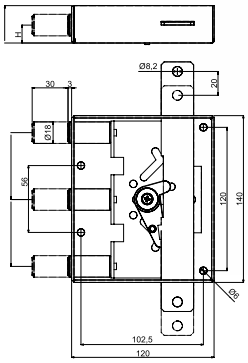

5680SCR0356X15

DEVIATORE A 4 PUNTE | *BIG SWITCH 4 BOLTS*

Codice *Code*	P/L *P/L*	Mano *Hand*	Sporgenza *Projection*	I *I*	H *H*	H2 *H2*		g
5691DCR0353X18	P	DX	3	53	18,5	32,5	20	949
5691SCR0353X18	P	SX	3	53	18,5	32,5	20	949

CR

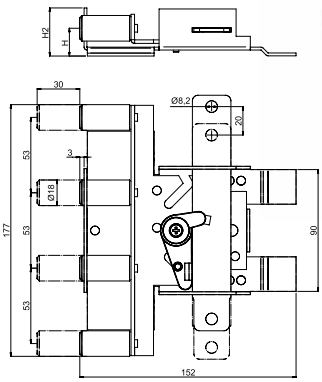

5691SCR0353X18

PALETTO NOTTE | *NIGHT SERVICE*

Codice *Code*	P/L *P/L*	Mano *Hand*	Sporgenza *Projection*	H *H*	H2 *H2*		g
5701DCR06XXX15	L	DX	6	15	30	30	286
5701SCR06XXX15	L	SX	6	15	30	30	286
5701DCR06XXX17	L	DX	6	17	32	30	288
5701SCR06XXX17	L	SX	6	17	32	30	288
5701DCR06XXX18	L	DX	6	18,5	34	30	290
5701SCR06XXX18	L	SX	6	18,5	34	30	290

CR

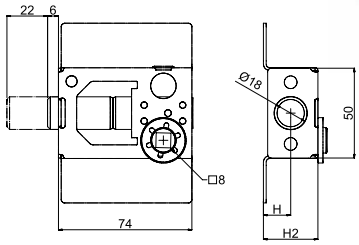

5701SCR06XXX15

LIMITATORE PUNTA FISSA | *LIMITING DEVICE FIXED POINT*

Codice *Code*	P/L *P/L*	Mano *Hand*	Sporgenza *Projection*	H *H*	H2 *H2*		g
5711DCR03XXX15	L	DX	3	15	30	30	276
5711SCR03XXX15	L	SX	3	15	30	30	276
5711DCR03XXX17	L	DX	3	17	32	30	278
5711SCR03XXX17	L	SX	3	17	32	30	278
5711DCR03XXX18	L	DX	3	18,5	34	30	280
5711SCR03XXX18	L	SX	3	18,5	34	30	280

CR

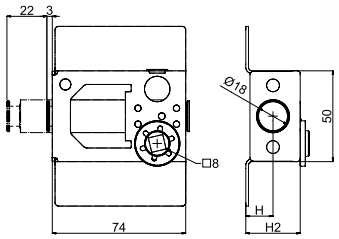

5711SCR03XXX15

LIMITATORE PUNTA MOBILE E PALETTO NOTTE | *SWITCH MOVING POINT AND NIGHT SERVICE*

Codice *Code*	P/L *P/L*	Mano *Hand*	Sporgenza *Projection*	H *H*	H2 *H2*		g
5721DCR05XXX15	L	DX	3	15	30	30	270
5721SCR05XXX15	L	SX	3	15	30	30	270
5721DCR05XXX17	L	DX	3	17	32	30	272
5721SCR05XXX17	L	SX	3	17	32	30	272
5721DCR05XXX18	L	DX	3	18,5	34	30	274
5721SCS05XXX18	L	SX	3	18,5	34	30	274

CR

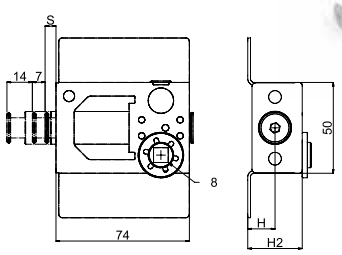

5721SCR05XXX15

LIMITATORI | *LIMITING DEVICE*

Codice *Code*	P/L *P/L*	Mano *Hand*	Sporgenza *Projection*	H *H*	H2 *H2*		g
5731UCR03XXX18	L	U	3	19	34	30	363
PR5730XZB1040	Prolunga Ø 10x40 mm per perno P65730 *Length device Ø 10x40 mm for pivot P65730*					30	22
PR5730XZB1050	Prolunga Ø 10x50 mm per perno P65730 *Length device Ø 10x50 mm for pivot P65730*					30	23

CR ZB

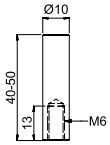

PR5730XZB1040
PR5730XZB1050

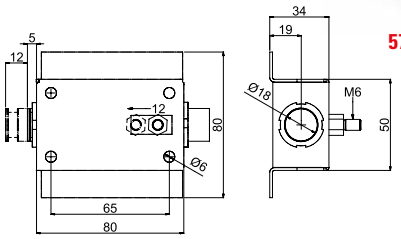

5731UCR03XXX18

** Accessori da ordinare a parte (vedi pagina seguente)*
** Accessories to be order apart (see following page)*

info e preventivi: http://www.bellittiserrature.it/contact.asp

LEVE PER LIMITATORE
LEVERS FOR LIMITING DEVICE

Codice *Code*	Descrizione *Description*		g
CP5710DAIDAVT **CP5710SAIDAVT**	Kit contropiastra destra/sinistra in **acciaio inox** per limitatore completa di vite zincata Ø 18x17,5 mm e di dado M8 autobloccante *Kit right/left-hand striking plate from **stainless steel** for limiting device completed with galvanized screw Ø 18x17,5 mm for limiting device and hub M8 self-blocking*	30	60

AI

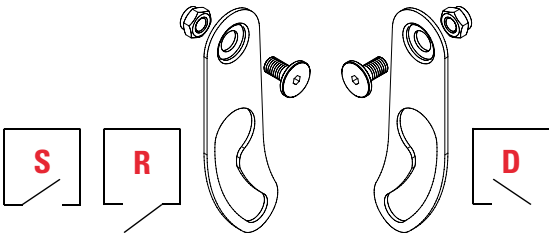

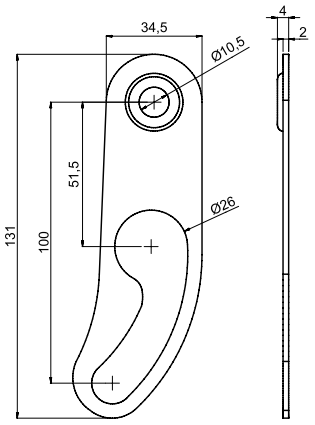

CP5730DAIDAVT **CP5730SAIDAVT**	Kit contropiastra destra/sinistra in **acciaio inox** per limitatore completa di vite zincata Ø 15x17,5 mm e di dado M8 autobloccante *Kit right/left-hand striking plate from **stainless steel** for limiting device completed with galvanized screw Ø 15x17,5 mm for limiting device and hub M8 self-blocking*	30	60

AI

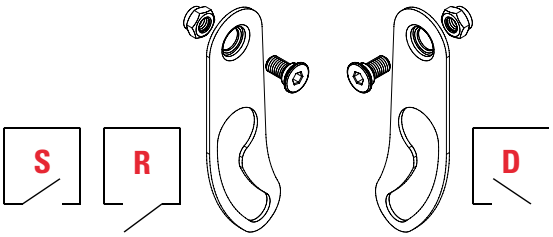

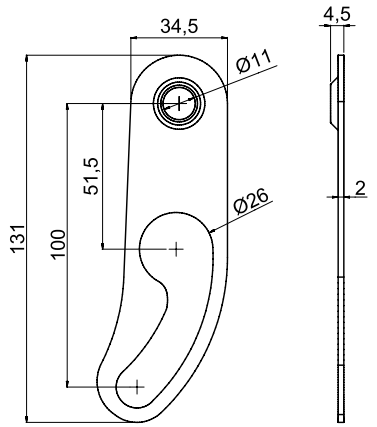

CP5740DAIXXLA **CP5740SAIXXLA**	Contropiastra destra/sinistra per limitatore cromata *Right/left-hand striking plate for limiting device chromed*	30 30	45 45
VT57M8XZB20CP	Vite zincata M8x20 mm per limitatore *Galvanized screw M8x20 mm for limiting device*	30	8
DA5710XZBXXM8	Dado M8 autobloccante *Hub M8 self-blocking*	30	4

CR ZB

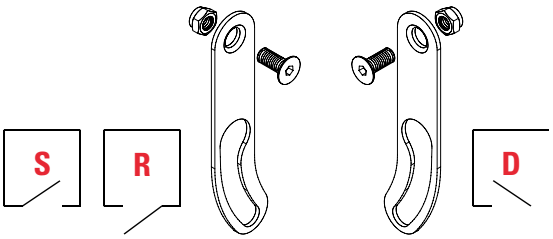

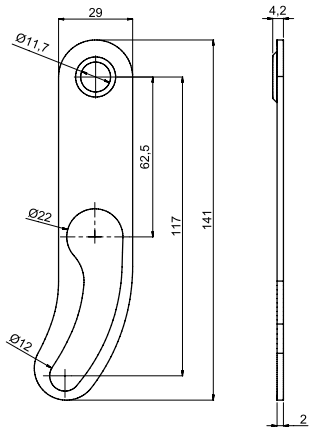

CP2540DAIXXLA **CP2540SAIXXLA**	Contropiastra destra/sinistra per limitatore finitura cromata *Right/left-hand striking plate for limiting device chromed finishing*	30 30	27 27
VT57M8XZB20CP	Vite zincata M8x20 *Galvanized screw M8x20*	30	8
DA5710XZBXXM8	Dado M8 autobloccante *Hub M8 self-blocking*	30	4

CR ZB

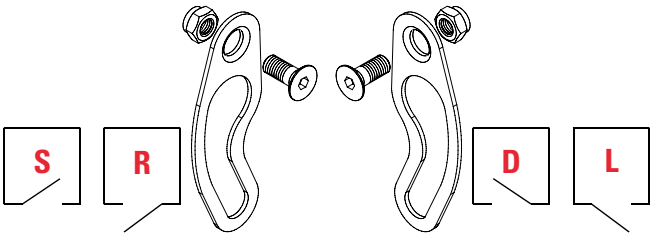

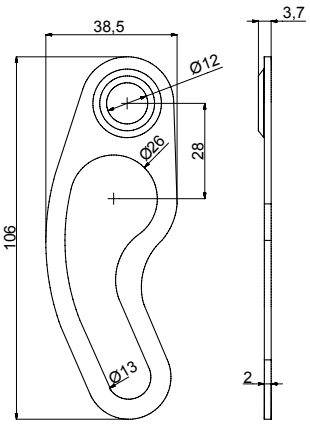

Codice *Code*	Descrizione *Description*		g	
5900XAP1851	Rostro antistrappo Ø 18x51 mm senza gambo *Tear-proof gard Ø 18x51 mm without thread*	500	93	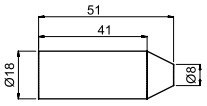
DK				
5900XAP1860	Rostro antistrappo Ø 18x60 mm senza gambo *Tear-proof gard Ø 18x60 mm without thread*	500	51	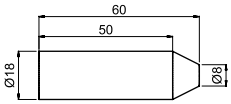
DK				
5901XZB1822	Rostro antistrappo Ø 18x22 mm con foro Ø 6,2 svasato *Tear-proof gard Ø 18x22 mm with bent hole Ø 6,2 mm*	500	35	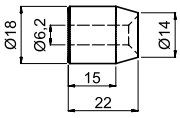
ZB				
5908XZB1820	Rostro antistrappo Ø 18x20 mm con gambo M8x12 mm *Tear-proof gard Ø 18x22 mm with thread M8x12 mm*	500	36	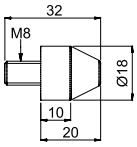
ZB				
5910XZB1820	Rostro antistrappo Ø 18x20 mm con gambo M10x12 mm *Tear-proof gard Ø 18x22 mm with thread M10x12 mm*	500	38	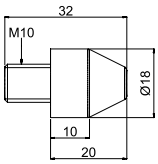
ZB				
5918XZB1825	Rostro antistrappo Ø 18x25 mm con gambo Ø 8mm *Tear-proof gard Ø 18x25 mm with stem Ø 8 mm*	500	43	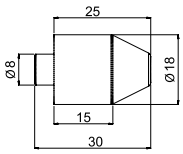
ZB				
5928XZB1622	Rostro antistrappo esagonale con gambo M8x14 mm *Tear-proof exagonal with thread M8x14 mm*	500	36	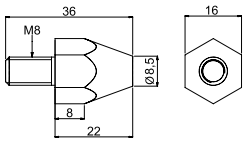
ZB				
5800XZT15XX	Pozzetto 15 mm per art. 5803, 5807, 5818 *Floor socket Ø 15 mm for art. 5803, 5807, 5818*	500	22	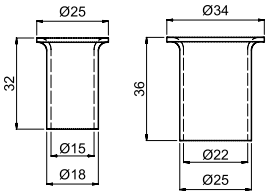
5800XZT22XX	Pozzetto Ø 22 mm per art. 5870, 5871, 5880, 5881 *Floor socket Ø 22 mm for art. 5870, 5871, 5880, 5881*	500	31	
ZT				

Codice *Code*	Descrizione *Description*		g
5850XDKXXAR	Asta deviatore da saldare 400-720 mm con attacco rapido *Switch rod to weld 400-720 mm with quick fixing*	50	240

DK

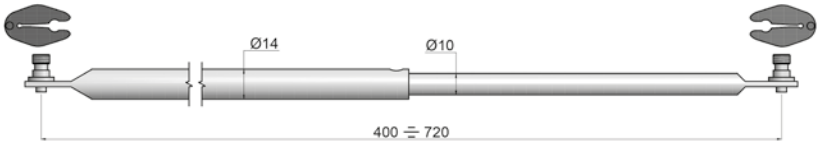

5851XZBGHM6	Asta deviatore zincata con ghiera regolabile 400-720 mm e dado autobloccante M8 *Switch rod galvanized with adjustable ring 400-720 mm and self-locking nut M8*	50	270

ZB

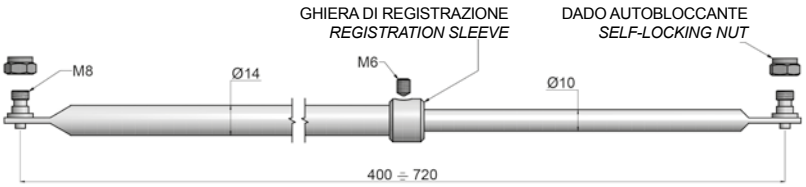

5852KZBXXM8	Kit composto da 2 aste 5850 (400/720) zincate con 4 dadi autobloccanti M8 *Kit made up of 2 rods 5850 (400/720) galvanized with 4 self-locking nuts M8*	25	500

ZB

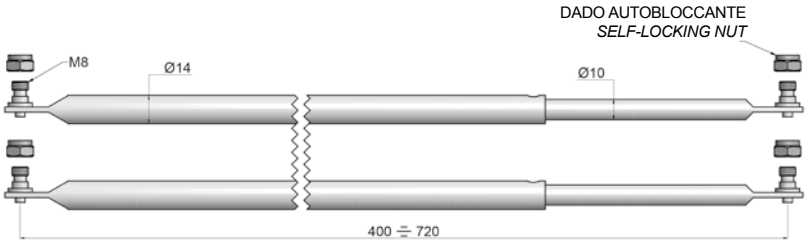

5853KZBXXM8	Kit composto da 4+2 aste ZB: 2 aste 5850 (420/720) + 1 asta 5870 (300/450) con 5 dadi M8 autobloccante M8 *Kit made up of 4+2 rods galvanized: 2 rods 5850 (420/720) + 1 rod 5870 (300/450) con 5 self-locking nuts M8*	20	735

ZB

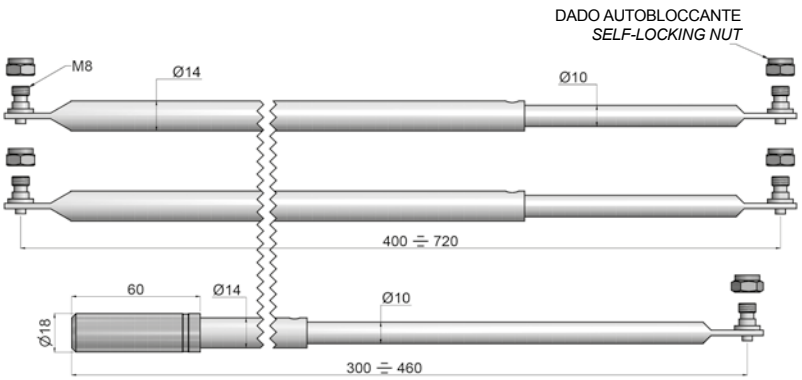

5854KZBXXM8	Kit composto da 4+4 aste ZB: 2 aste 5850 (420/720) + 2 aste 5870 (300/450) con 6 dadi M8 autobloccanti M8 *Kit made up of 4+4 rods galvanized: 2 rods 5850 (420/720) + 2 rods 5870 (300/450) with 6 self-locking nuts M8*	20	970

ZB

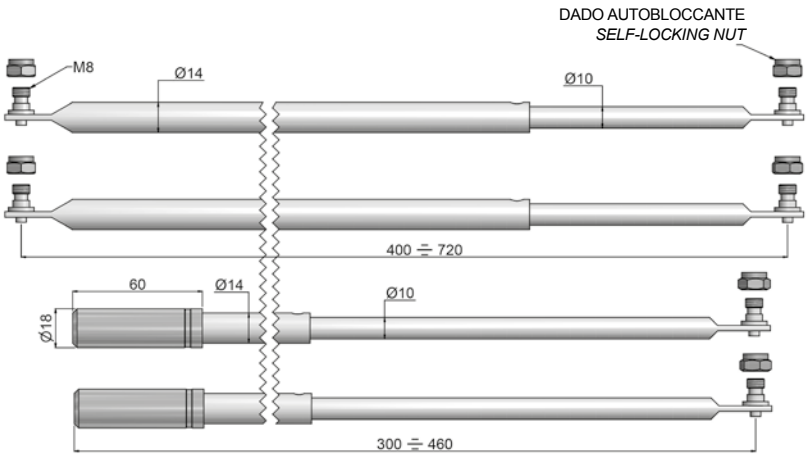

Codice *Code*	Descrizione *Description*		g
5860XDKXXAR	Asta deviatore da saldare 620-940 mm con attacco rapido *Switch rod to weld 620-940 mm with quick fixing*	30	290

DK

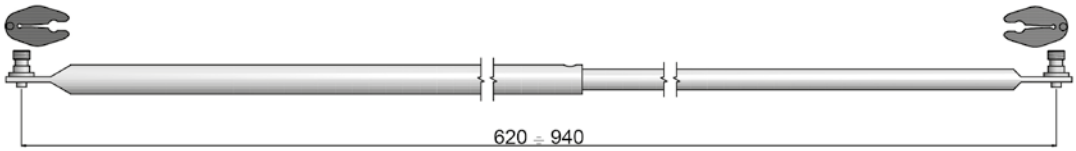

5861XZBGHM6	Asta deviatore zincata con ghiera regolabile 620-940 mm e dado autobloccante M8 *Switch rod galvanized with adjustable ring 620-940 mm and self-locking nut M8*	30	320

ZB

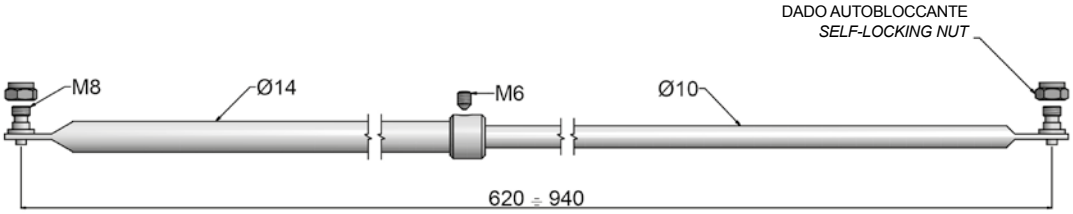

5870XDKXXAR	Asta terminale corta da saldare 300-460 mm con attacco rapido *End rod, short to weld 300-460 mm with quick fixing*	50	230

DK

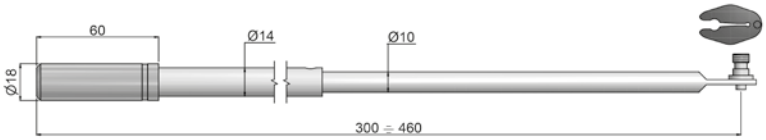

5871XZBGHM8	Asta terminale corta zincata con ghiera regolabile 300-460 mm e dado autobloccante M8 *End rod, short, galvanized with adjustable ring 300-460 mm and self-locking nut M8*	50	250

ZB

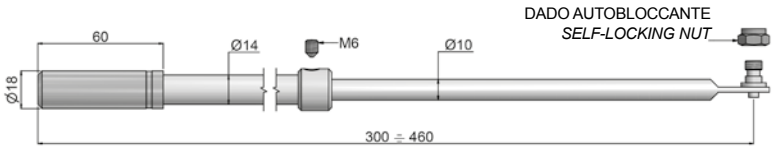

5881XZBGHM6	Kit asta terminale lunga zincata con ghiera regolabile 820-1300 mm e dado autobloccante M8 *Kit end rod, long, galvanized with adjustable ring 820-1300 mm and self-locking nut M8*	20	530

ZB

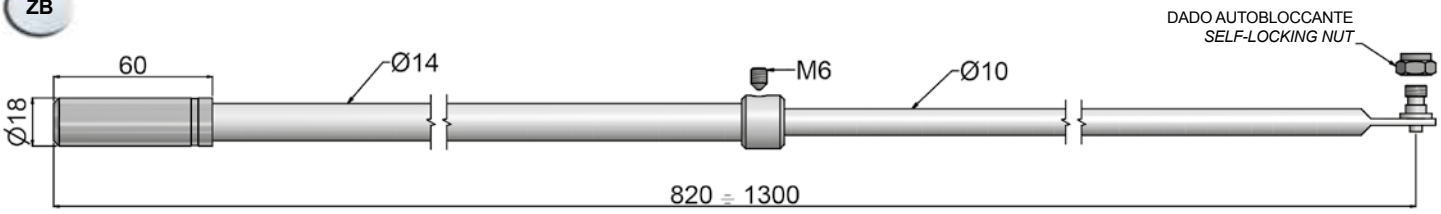

info e preventivi: http://www.bellittiserrature.it/contact.asp

TAPPI REGOLASCROCCO
LATCH-ADJUSTMENTS

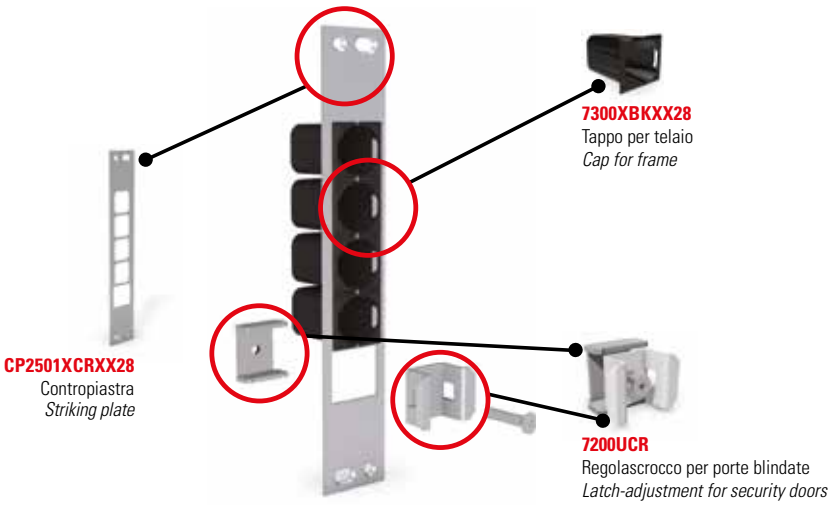

Codice *Code*	Descrizione *Description*		g	
7200UCR	Regolascrocco per porte blindate. Permette regolazione di 5 mm. Spacco telaio 30x26 mm *5 mm latch-adjustment for security doors. Frame gap 30x26 mm*	300	51	
CR				
7300XBKXX28	Tappo per telaio. Spacco telaio 25x25 mm *Cap for frame. Gap requested 25x25 mm*	300	8	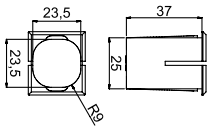
BK				
CP2501XCRXX28	Contropiastra 39x230x2 mm per serrature art. 250, 260, 265, 270 per tappo talaio e regolascrocco. Interasse 28 mm *Striking plate 39x230x2 mm for locks art. 250, 260, 265, 270 suitable for frame caps and latch-adjustment. Interspace 28 mm*	-	86	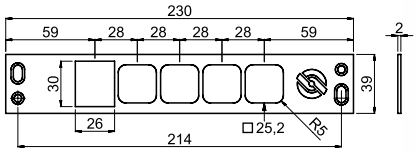
CR				
CP2531XCRXX28	Contropiastra 39x356x2 mm per serrature art. 253, 254, 263, 264, 266, 273 per tappo talaio e regolascrocco. Interasse 28 mm *Striking plate 39x356x2 mm for locks art. 253, 254, 263, 264, 266, 273 suitable for frame caps and latch-adjustment. Interspace 28 mm*	-	154	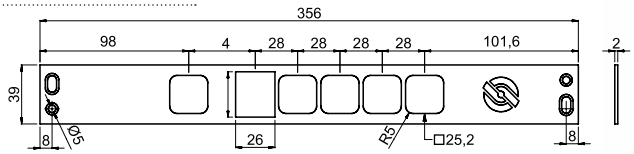
CR				
CP2511XCRXX28	Contropiastra 39x230x2 mm per serrature art. 251, 261 per tappo talaio e regolascrocco. Interasse 28 mm *Striking plate 39x230x2 mm for locks art. 251, 261 suitable for frame caps and latch-adjustment. Interspace 28 mm*	-	89	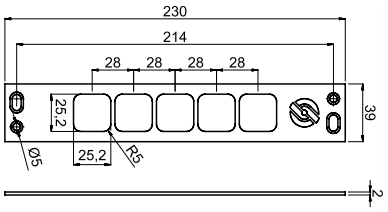
CR				



Codice *Code*	Descrizione *Description*		g	
7200UCR	Regolascrocco per porte blindate. Permette regolazione di 5 mm. Spacco telaio 30x26 mm *5 mm latch-adjustment for security doors. Frame gap 30x26 mm*	300	51	
CR				
7300XBKXX37	Tappo per telaio. Spacco telaio 27x29 mm interasse 37 mm *Cap for frame. Gap requested 27x29 mm interspace 37 mm*	300	8	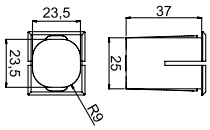
BK				
CP2501XCRXX37	Contropiastra 39x230x2 mm per serrature art. 250, 260, 265, 270 per tappo talaio e regolascrocco. Interasse 37 mm *Striking plate 39x230x2 mm for locks art. 250, 260, 265, 270 suitable for frame caps and latch-adjustment. Interspace 37 mm*	-	86	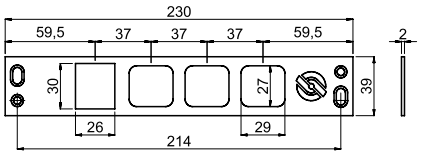
CR				
CP2531XCRXX37	Contropiastra 39x356x2 mm per serrature art. 253, 254, 263, 264, 266, 273 per tappo talaio e regolascrocco. Interasse 37 mm *Striking plate 39x356x2 mm for locks art. 253, 254, 263, 264, 266, 273 suitable for frame caps and latch-adjustment. Interspace 37 mm*	-	154	
CR				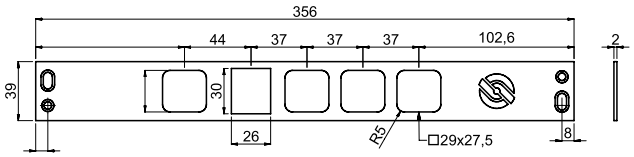
CP2511XCRXX37	Contropiastra 39x230x2 mm per serrature art. 251, 261 per tappo talaio e regolascrocco. Interasse 37 mm *Striking plate 39x230x2 mm for locks art. 251, 261 suitable for frame caps and latch-adjustment. Interspace 37 mm*	-	89	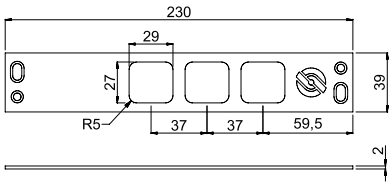
CR				
GC2500KBKXX05	Gruppo da 5 guidachiavi estensibili 5 mm chiave doppia mappa *Groups 5 pieces extendible 5 mm key-guide for double ward key*	-	26	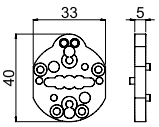
BK				

Codice *Code*	Descrizione *Description*		g
7025XDK30M5	Piastra di fissaggio da saldare 134x206x3 mm per serrature porte blindate serie 25, 26, 27 *Fixing plate to weld 134x206x3 mm for security door locks line 25, 26, 27*	-	558

DK

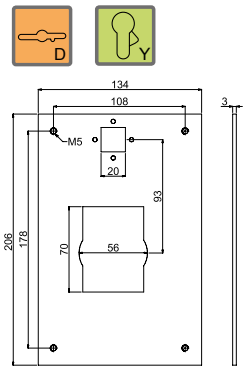

7026DDK30M5	Piastra di fissaggio 134x206x3 mm per serratura a cilindro Europeo destra per protector antistrappo art. 4260XZT *Fixing plate 134x206x3 mm for European cylinder lock right for tear-proof protector art. 4260XZT*	-	581
7026SDK30M5	Piastra di fissaggio 134x206x3 mm per serratura a cilindro Europeo sinistra per protector antistrappo art. 4260XZT *Fixing plate 134x206x3 mm for European cylinder lock left for tear-proof protector art. 4260XZT*	-	581

DK

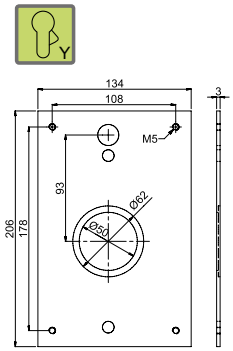

7026DDK30M5

7030DDK30M5	Piastra di fissaggio 134x276x3 mm per serratura destra plurisistema (cuore a doppia mappa e cilindro di servizio) o doppio cilindro e protector antistrappo art. 4260XZT *Fixing plate 134x276x3 mm for right plury-system lock (double ward heart and service cylinder) or double cylinder and tear-proof protector art. 4260XZT*	-	741
7030SDK30M5	Piastra di fissaggio 134x276x3 mm per serratura sinistra plurisistema (cuore a doppia mappa e cilindro di servizio) o doppio cilindro e protector antistrappo art. 4260XZT *Fixing plate 134x276x3 mm for left plury-system lock (double ward heart and service cylinder) or double cylinder and tear-proof protector art. 4260XZT*	-	741

DK

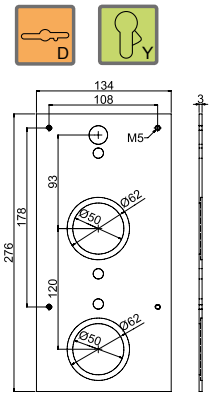

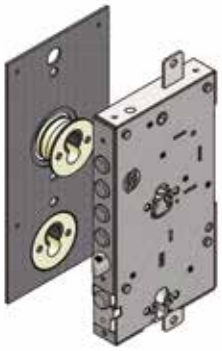

7030SDK30M5

7040XDK30	Piastra di fissaggio per deviatore da saldare 120x118x3 mm *Fixing plate to weld 120x118x3 mm for switch*	-	330

DK

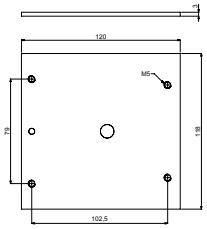

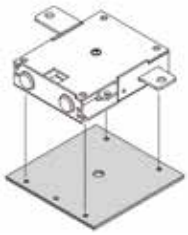

SQ2500XDK25AU	Aletta di fissaggio serrature per porte blindate *Tab for safety doors locks fixing*	50	60
SQ2501XDK2006	Aletta di fissaggio serrature per porte blindate *Tab for safety doors locks fixing*	50	26

ZB

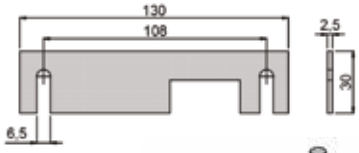

SQ2500XDK25AU

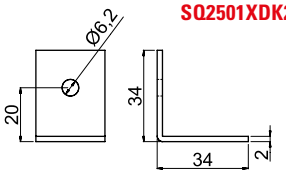

SQ2501XDK2006

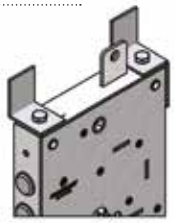

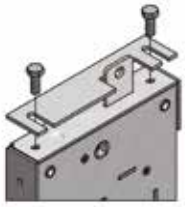

PIASTRE RESISTENTI AL TRAPANO
PLATES RESISTANT TO DRILL

Codice *Code*	Descrizione *Description*		g	
7142XAC10XX	Piastra resistente al trapano 130x198x1 mm temprata per protector durezza 50/53 HRC per serrature per porte blindate serie 25, 26, 27 *Protector hardened plate 130x198x1mm resistant to drill hardness 50/53 HRC for security door locks line 25, 26, 27*	50	161	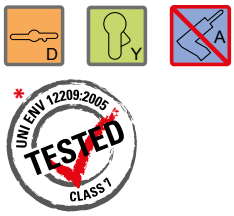
AC	*** Abbinare a linea serrature per porte blindate per raggiungimento classe 7 UNI EN 12209** **** To combine on safety doors locks to get class 7 UNI EN 12209***			
7164XAC10XX	Piastra resistente al trapano 130x198x1 mm temprata a doppia mappa durezza 50/53 HRC per serrature per porte blindate serie 25, 26, 27 *Double ward hardened plate 130x198x1mm resistant to drill hardness 50/53 HRC for security door locks line 25, 26, 27*	50	173	
AC	*** Abbinare a linea serrature per porte blindate per raggiungimento classe 7 UNI EN 12209** **** To combine on safety doors locks to get class 7 UNI EN 12209***			
7165XAC10XX	Piastra resistente al trapano 130x198x1 mm temprata universale durezza 50/53 HRC per serrature per porte blindate serie 25, 26, 27 *Universal hardened plate 130x198x1 mm resistant to drill hardness 50/53 HRC for security door locks line 25, 26, 27*	50	170	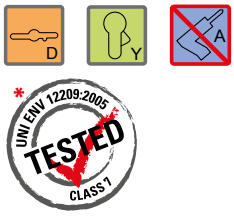
AC	*** Abbinare a linea serrature per porte blindate per raggiungimento classe 7 UNI EN 12209** **** To combine on safety doors locks to get class 7 UNI EN 12209***			
7166XAC10XX	Piastra resistente al trapano 130x198x1 mm temprata a cilindro durezza 50/53 HRC per serrature per porte blindate serie 25, 26, 27 *Cylinder hardened plate 130x198x1 mm resistant to drill hardness 50/53 HRC for security door locks line 25, 26, 27*	50	170	
AC	*** Abbinare a linea serrature per porte blindate per raggiungimento classe 7 UNI EN 12209** **** To combine on safety doors locks to get class 7 UNI EN 12209***			
7168XAC10XX	Piastra resistente al trapano 130x247,5x1 mm temprata universale per serrature plurisistema (cuore a doppia mappa e cilindro di servizio) durezza 50/53 HRC *Hardened plate 130x247,5x1 mm resistant to drill universal for plury-system locks (double ward heart and service cylinder) hardness 50/53 HRC*	50	218	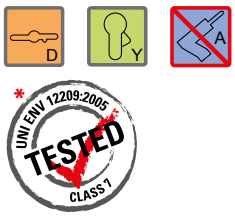
AC	*** Abbinare a linea serrature per porte blindate per raggiungimento classe 7 UNI EN 12209** **** To combine on safety doors locks to get class 7 UNI EN 12209***			

Codice *Code*	Descrizione *Description*		g
FR2500XAIXX28	Frontale 35x356x3 mm per serrature per porte blindate art. 250, 260, 265, 270, interasse 28 *Frontal 35x356x3 mm for security door locks art. 250, 260, 265, 270, interspace 28* AI INOX	-	290
FR2500XAIXX37	Frontale 35x356x3 mm per serrature per porte blindate art. 250, 260, 265, 270, interasse 37 *Frontal 35x356x3 mm for security door locks art. 250, 260, 265, 270, interspace 37* AI INOX	-	260
FR2510XAIXX28	Frontale 35x356x3 mm per serrature per porte blindate art. 251, 261, interasse 28 *Frontal 35x356x3 mm for security door locks art. 251, 261, interspace 28* AI INOX	-	254
FR2510XAIXX37	Frontale 35x356x3 mm per serrature per porte blindate art. 251, 261, interasse 37 *Frontal 35x356x3 mm for security door locks art. 251, 261, interspace 37* AI INOX	-	255
FR2530XAIXX28	Frontale 35x356x3 mm per serrature per porte blindate art. 253, 263, 268, 273 interasse 28 *Frontal 35x356x3 mm for security door locks art. 253, 263, 268, 273 interspace 28* AI INOX	-	250
FR2530XAIXX37	Frontale 35x356x3 mm per serrature per porte blindate art. 253, 263, 268, 273 interasse 37 *Frontal 35x356x3 mm for security door locks art. 253, 263, 268, 273 interspace 37* AI INOX	-	257
FR2540XAIXX28	Frontale 35x356x3 mm per serrature per porte blindate art. 254, 264, 268, interasse 28 *Frontal 35x356x3 mm for security door locks art. 254, 264, 268, interspace 28* AI INOX	-	250
FR2540XAIXX37	Frontale 35x356x3 mm per serrature per porte blindate art. 254, 264, 268, interasse 37 *Frontal 35x356x3 mm for security door locks art. 254, 264, 268, interspace 37* AI INOX	-	257
FR5653XCRXX53	Frontale 35x240x3 mm per deviatore serie 5640, 5650 *Frontal 35x240x3 mm for switch line 5640, 5650* AI INOX	-	180

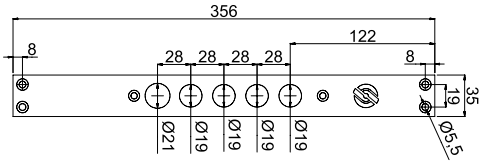

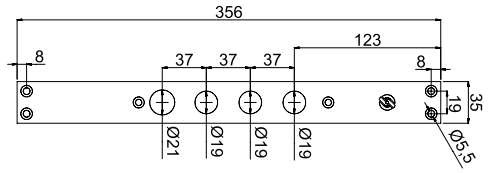

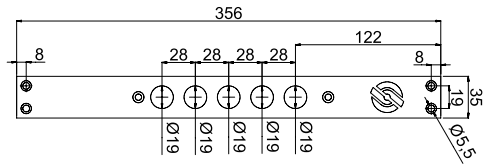

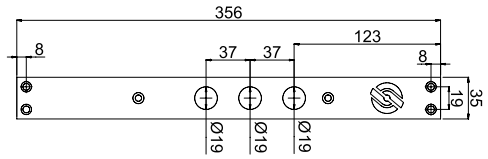

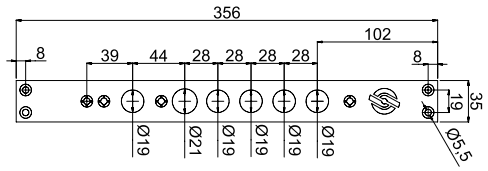

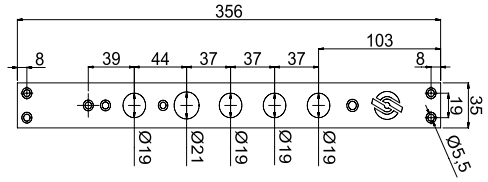

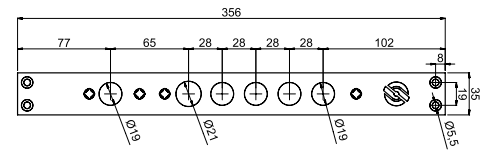

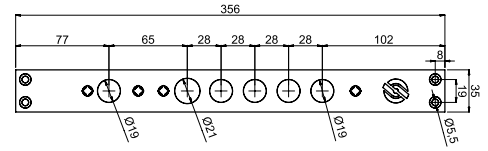

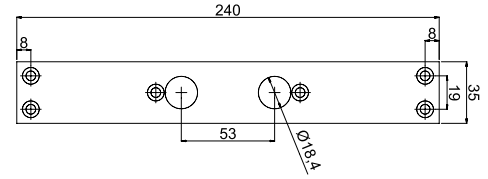

Codice *Code*	Descrizione *Description*		g
CP2500XAIXX28	Contropiastra 35x230x3 mm per serrature per porte blindate art. 250, 251, 261, 265, 270, interasse 28 mm *Striking plate 35x230x3 mm for security door locks art. 250, 251, 261, 265, 270, interspace 28 mm* Al INOX	-	113
CP2500XAIXX37	Contropiastra 35x230x3 mm per serrature per porte blindate art. 250, 251, 261, 265, 270, interasse 37 mm *Striking plate 35x230x3 mm for security door locks art. 250, 251, 261, 265, 270, interspace 37 mm* Al INOX	-	120
CP2530XAIXX28	Contropiastra 35x356x3 mm per serrature per porte blindate art. 253, 263, 268, 273, interasse 28 mm *Striking plate 35x356x3 mm for security door locks line 253, 263, 268, 273, interspace 28 mm* Al INOX	-	188
CP2530XAIXX37	Frontale 35x356x3 mm per serrature per porte blindate art. 253, 263, 268, 273, interasse 37 *Frontal 35x356x3 mm for security door locks art. 253, 263, 268, 273, interspace 37* Al INOX	-	192
CP5650XAIXX53	Contropiastra per deviatore grande 27x114x3 mm per art. 5650, 5651, 5653 *Striking plate for big switch 2 bolts 27x114x3 mm for art. 5650, 5651, 5653* Al INOX	-	35
CP5528DCRXX28	Contropiastra destra per incontro elettrico art. 5500DCR00XX/ 5500DCR03XX interasse 28 mm *Right striking plate for electronic strike art. 5500DCR00XX/ 5500DCR03XX interspace 28 mm*	120	140
CP5528SCRXX28	Contropiastra sinistra per incontro elettrico articolo 5500SCR00XX/ 5500SCR03XX interasse 28 mm *Left striking plate for electronic strike art. 5500SCR00XX/ 5500SCR03XX interspace 28 mm* CR	120	140
CP5537DCRXX37	Contropiastra destra per incontro elettrico art. 5537DCR00XX / 5537DCR03XX interasse 37 mm *Right striking plate for electronic strike art. 5537DCR00XX / 5537DCR03XX interspace 37 mm*	120	120
CP5537SCRXX37	Contropiastra sinistra per incontro elettrico articolo 5537SCR00XX / 5537SCR03XX interasse 37 mm *Left striking plate for electronic strike art. 5537SCR00XX / 5537SCR03XX interspace 37 mm* CR	120	120

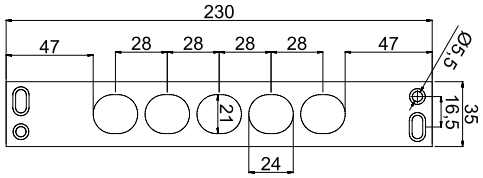

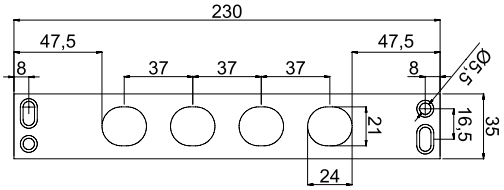

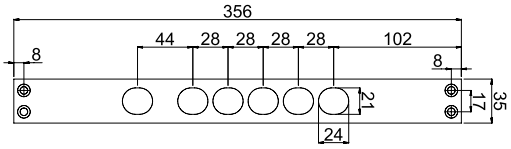

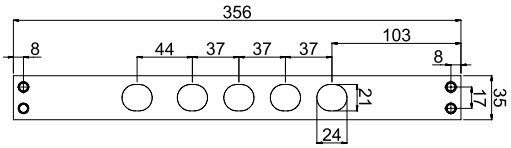

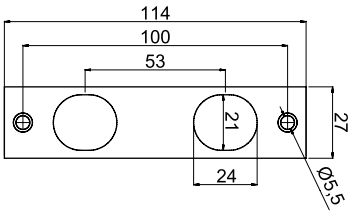

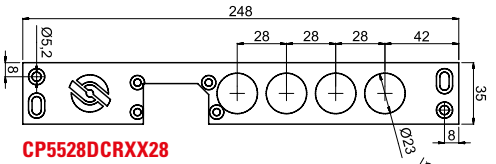

CP5528DCRXX28

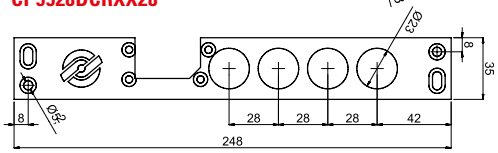

CP5528SCRXX28

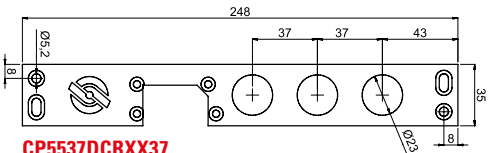

CP5537DCRXX37

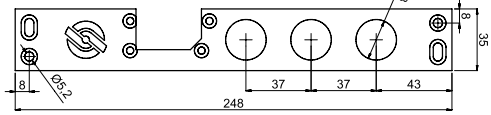

CP5537SCRXX37

Codice *Code*	Descrizione *Description*	Mano *Hand*	Sporgenza *Projection*		g
5500DCR00XX	Apriporta elettrico per porte blindate. Alimentazione 6-12 V AC. Leva di sbloccaggio per disinnesto temporaneo (fermo a giorno). Congegno automatico antichiusura. Regolabile fino a 4 mm. L'articolo viene fornito completo di 4 viti e del cavo di connessione (lunghezza 1mt) pronto per l'uso. Mano destra oppure sinistra specificare nell'ordine. Sporgenza leva a filo oppure 3 mm. *Electric strike for safety doors. Power supply 6-12 V AC. Release lever for temporary disengagement (off during the day). Automatic anti-closure device (antirepeater). Adjustable until 4 mm. The article is available complete of 4 screws and cable of connection (lenght 1 mt) prompt to use. Right or left-hand. Specify in the order. Lever projection 0 or 3 mm.*	DX	0 mm	-	331
5500SCR00XX		SX	0 mm	-	331
5500DCR03XX		DX	3 mm	-	332
5500SCR03XX		SX	3 mm	-	332

CR

6-12VOLT V Alimentazione 6-12 Volt AC
Power supply 6 -12 Volt AC

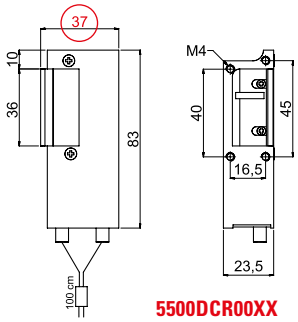

5500DCR00XX

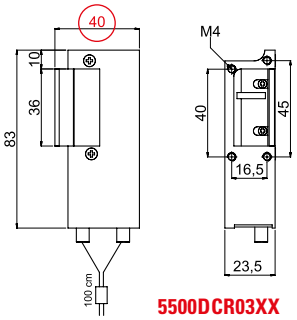

5500DCR03XX

5500SCR00XX

Codice *Code*	Descrizione *Description*	Mano *Hand*	Sporgenza *Projection*	Interasse *Interspace*		g
5528DCR0028	Contropiastra elettrica per porte blindate. Alimentazione 6-12 V AC. Leva di sbloccaggio per disinnesto temporaneo (fermo a giorno). Congegno automatico antichiusura. Regolabile fino a 4 mm. L'articolo viene fornito completo di 4 viti e del cavo di connessione (lunghezza 1mt) pronto per l'uso. Mano destra oppure sinistra specificare nell'ordine. Sporgenza leva a filo oppure 3 mm. *Electric strike for safety doors. Power supply 6-12 V AC. Release lever for temporary disengagement (off during the day). Automatic anti-closure device (antirepeater). Adjustable until 4 mm. The article is available complete of 4 screws and cable of connection (lenght 1 mt) prompt to use. Right or left-hand. Specify in the order. Lever projection 0 or 3 mm.*	DX	0 mm	28	-	493
5528SCR0028		SX	0 mm	28	-	493
5528DCR0328		DX	3 mm	28	-	496
5528SCR0328		SX	3 mm	28	-	496
5537DCR0037		DX	0 mm	37	-	501
5537SCR0037		SX	0 mm	37	-	501
5537DCR0337		DX	3 mm	37	-	504
5537SCR0337		SX	3 mm	37	-	504

CR

6-12VOLT V Alimentazione 6-12 Volt AC
Power supply 6 -12 Volt AC

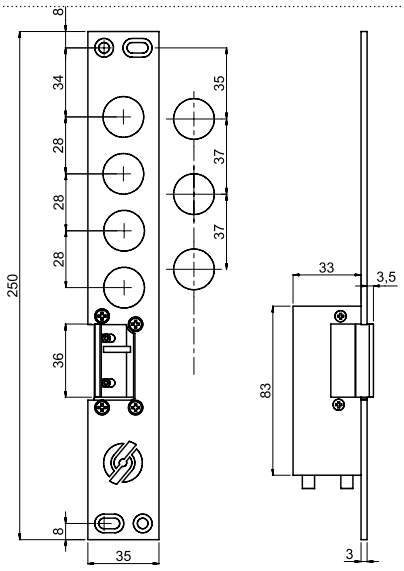

5528SCR0028

Codice *Code*	Descrizione *Description*		g
AS2503KZBXXGN	Coppia aste di sbalzo a gancio per porte blindate complete di viti per fissaggio infilare *Pair of leap hook rods for security doors completed with screws for mortice fixing*	-	34

ZB

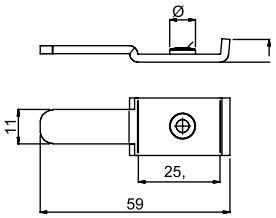

AS2504XZBXX08	Asta di sbalzo per porte per attacco con foro Ø 8 mm *Leap rod suitable for doors fixing hole Ø 8 mm*	-	17

ZB

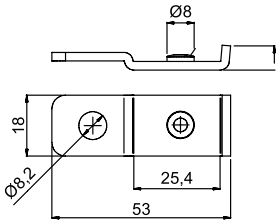

AS2506KZBXX08	Coppie aste di sbalzo per porte per attacco con foro Ø 8 mm. Da utilizzare durante la sostituzione di serrature per compensare la differenza di lunghezza dell'asta al deviatore *Pair of leap rods suitable for doors fixing hole Ø 8 mm. To be used during locks replacement to compensate the length difference in switch rod*	-	13

ZB

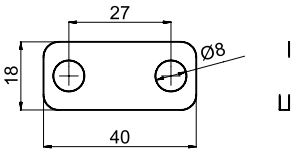

AC2600KZAXXXX	Aletta in acciaio completa di vite per fissaggio cilindro. Sistema di fissaggio con attacco Securemme. *Tab in steel completed with screw for Securemme cylinder fixing.*	-	23

ZB

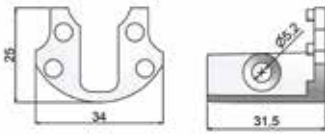



CHIAVI | *KEYS*

CHIAVI
KEYS
NEW 211

RICAMBI SERRATURE DIERRE
LOCKS SPARE PARTS DIERRE 220

CUORI
HEARTS 222

KIT CILINDRO 26
CYLINDER KIT 26 223

Ricambio chiavi, serrature Dierre, cuori e kit per cambio cuore da doppia mappa a cilindro. Le chiavi sono disegnate a grandezza reale, appoggiare la chiave sul disegno per identificare il modello.

Key spare parts, Dierre locks, hearts and kit for heart change from double ward to cylinder. Keys are designed in real dimensions. Lay the key on the picture to identify the model.

LEGENDA FINITURE | *FINISHES LEGEND*

- NK — Nickel / *Nickel*
- AZ — Azzurro / *Blue*
- RO — Rosso / *Red*
- VE — Verde / *Green*
- YL — Giallo / *Yellow*
- AR — Arancione / *Orange*
- BK — Nero / *Black*

CHIAVI - RICAMBI
KEYS - SPARE PARTS

Codice *Code*	Descrizione *Description*	Lunghezza *Length*		g
0CVAXNISBOZ	Chiave grezza 58x20,5x11,4 mm per serrature ad infilare, per persiane, per serrande e garage e casseforti 6 leve nelle versioni non SECURMAP *Blank key 58x20,5x11,4 mm for mortice locks, metal doors, rolling shutters, garage and safes 6 levers. No SECURMAP version*	58	100	7

NK

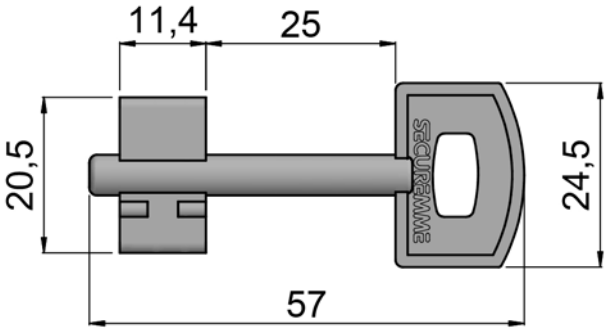

0CVBXNISBOZ	Chiave 68x20,5x11,4 mm mm per serrature ad infilare, per persiane, per serrande e garage e casseforti 6 leve nelle versioni non SECURMAP *Key 68x20,5x11,4 mm for mortice locks, metal doors, rolling shutters, garage and safes 6 levers. No SECURMAP version*	68	100	16

NK

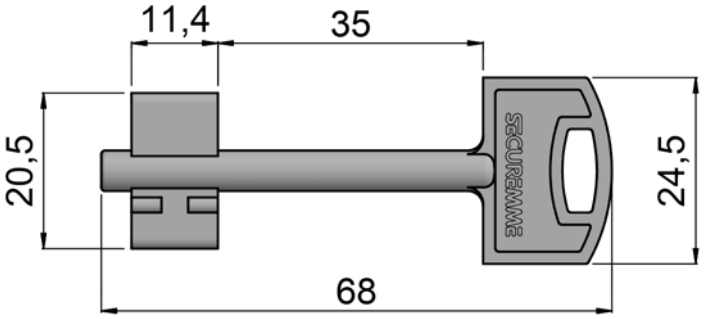

0CVCXNISBOZ	Chiave 78x20,5x11,4 mm mm per serrature ad infilare, per persiane, per serrande e garage e casseforti 6 leve nelle versioni non SECURMAP *Key 78x20,5x11,4 mm for mortice locks, metal doors, rolling shutters, garage and safes 6 levers. No SECURMAP version*	78	100	18

NK

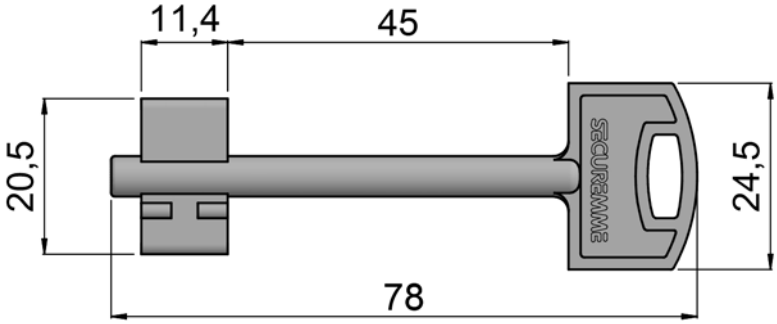

CHIAVI - RICAMBI
KEYS - SPARE PARTS

Codice *Code*	Descrizione *Description*	Lunghezza *Length*		g
0CRBXNISBOZ	Ricambio chiave per serrature ad infilare mappa 23x11,4 mm produzione 1990 *Key spare part for mortice locks ward 23x11,4 mm production year 1990*	73	100	21

NK

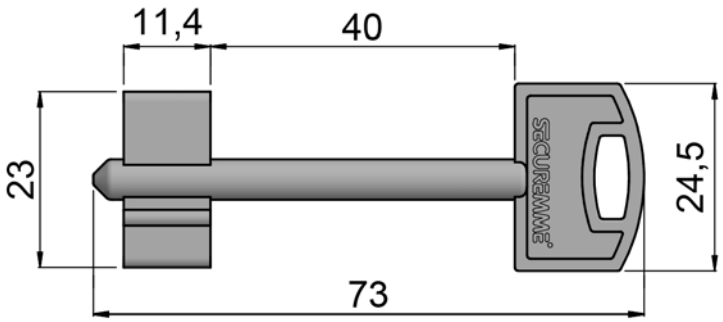

0CRMXNISBOZ	Ricambio chiave per serrature ad infilare mappa 23x15,3 mm produzione 1990 *Key spare part for mortice locks ward 23x15,3 mm production year 1990*	76	50	23

NK

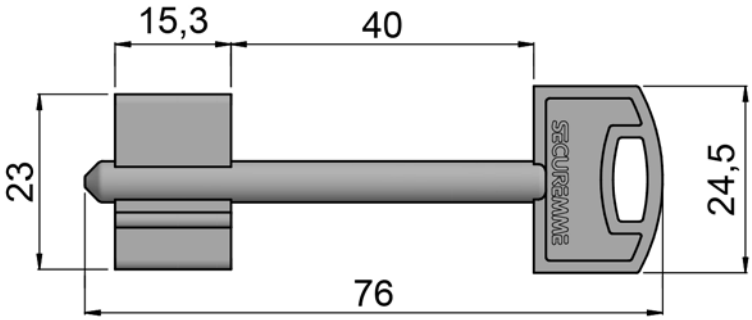

0CRCXNISBOZ	Ricambio chiave per serrature ad infilare mappa 23x15,3 mm produzione 1990 *Key spare part for mortice locks ward 23x15,3 mm production year 1990*	88	50	28

NK

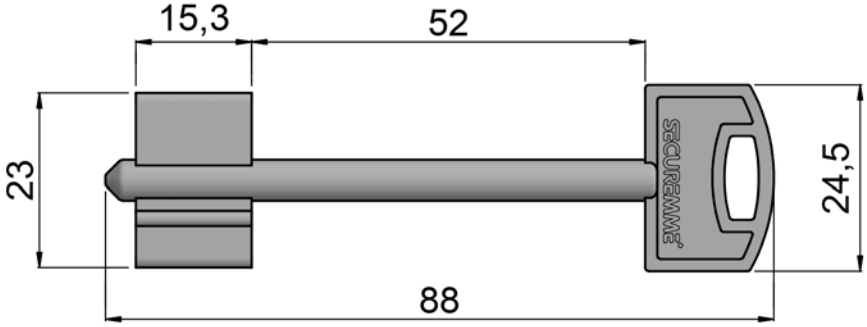

0CAFXNISBOZ	Chiave per serrature da applicare *Key for locks to apply*	110	50	35

NK

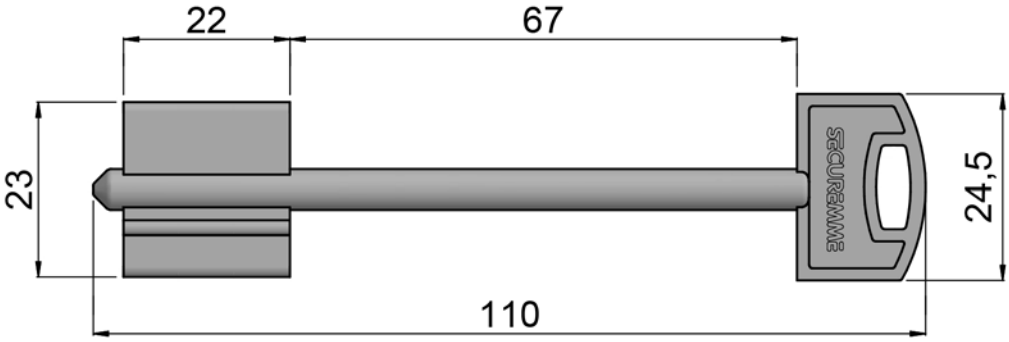

CHIAVI - RICAMBI
KEYS - SPARE PARTS

Codice *Code*	Descrizione *Description*	Lunghezza *Length*		g
0CF8XNISBOZ	Chiave per cassaforte 8 leve *Key for safe 8 levers*	79	50	20

NK

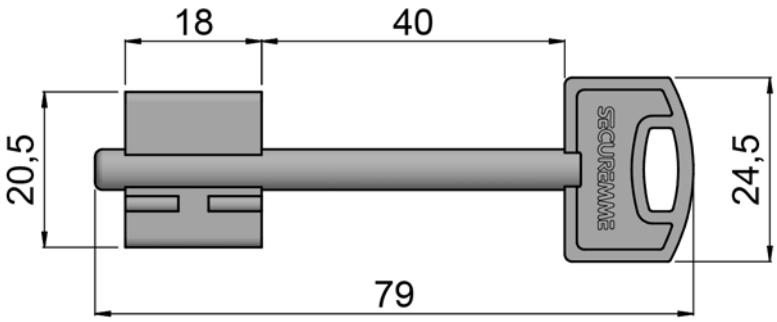

0CCGXNISBOZ	Ricambio chiave per porte blindate produzione fino al 2012 *Key spare part for safety doors production till year 2012*	85	50	29

NK

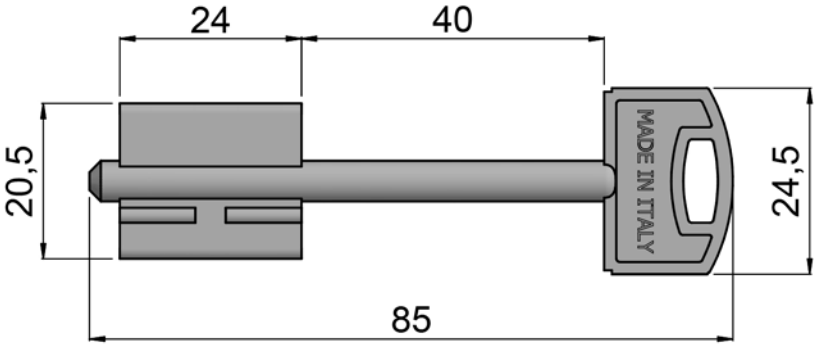

0CCHXNISBOZ	Ricambio chiave per porte blindate produzione fino al 2012 *Key spare part for safety doors production till year 2012*	95	50	30

NK

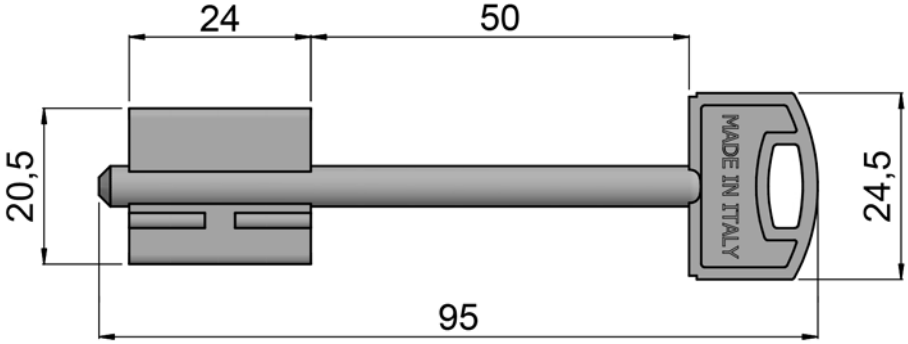

0CCIXNISBOZ	Ricambio chiave per porte blindate produzione fino al 2012 *Key spare part for safety doors production till year 2012*	105	50	31

NK

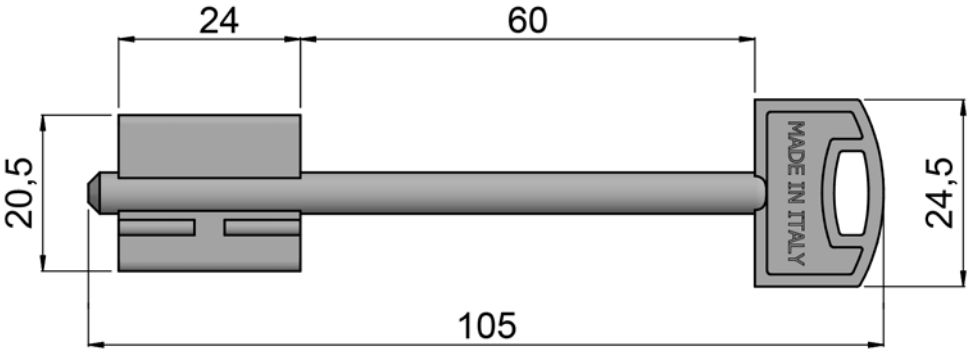

CHIAVI - RICAMBI
KEYS - SPARE PARTS

Codice *Code*	Descrizione *Description*	Lunghezza *Length*		g
0CC4XNISBOZ	Chiave brevettata Securmap 24 a duplicazione protetta. Gambo 40 mm per porte blindate *Securmap 24 patented blank key for protected duplication. Stem 40 mm for security door locks*	85	30	27
0CC4XNICODE	Chiave cifrata a campione Securmap 24 a duplicazione protetta *Key codified as sample Securmap 24 with registered duplication*	85	-	27

NK

Personalizzazione su gambo chiave
Personalization on key stem

team SECUREMME SERRATURE DI SICUREZZA
Rivenditore autorizzato - Authorized dealer

SECURMAP 24

DUPLICAZIONE PROTETTA
PROTECTED DUPLICATION

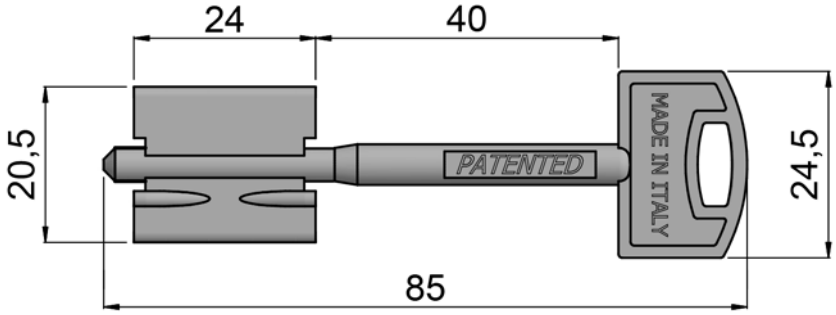

0CC5XNISBOZ	Chiave brevettata Securmap 24 a duplicazione protetta. Gambo 50 mm per porte blindate *Securmap 24 patented blank key for protected duplication. Stem 50 mm for security door locks*	95	30	27
0CC5XNICODE	Chiave cifrata a campione Securmap 24 a duplicazione protetta *Key codified as sample Securmap 24 with registered duplication*	95	-	27

NK

Personalizzazione su gambo chiave
Personalization on key stem

team SECUREMME SERRATURE DI SICUREZZA
Rivenditore autorizzato - Authorized dealer

SECURMAP 24

DUPLICAZIONE PROTETTA
PROTECTED DUPLICATION

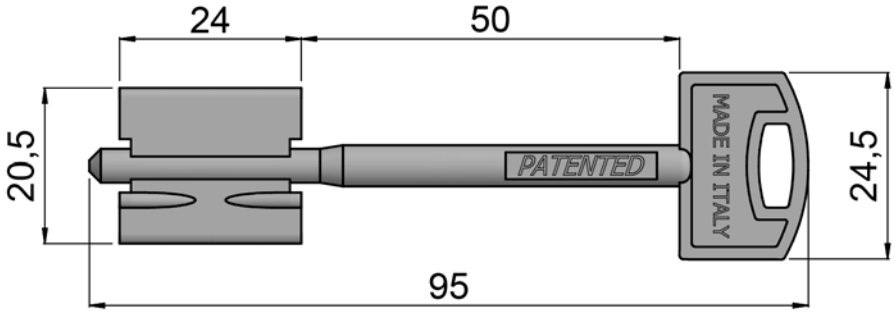

0CC6XNISBOZ	Chiave brevettata Securmap 24 a duplicazione protetta. Gambo 60 mm per porte blindate *Securmap 24 patented blank key for protected duplication. Stem 60 mm for security door locks*	105	30	31
0CC6XNICODE	Chiave cifrata a campione Securmap 24 a duplicazione protetta *Key codified as sample Securmap 24 with registered duplication*	105	-	31

NK

Personalizzazione su gambo chiave
Personalization on key stem

team SECUREMME SERRATURE DI SICUREZZA
Rivenditore autorizzato - Authorized dealer

SECURMAP 24

DUPLICAZIONE PROTETTA
PROTECTED DUPLICATION

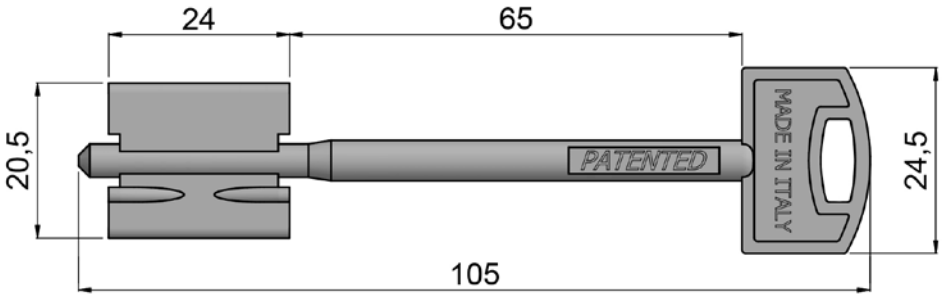

0CV3XNISBOZ	Chiave brevettata Securmap 11 a duplicazione protetta. Gambo 35 mm per serrature ad infilare, per serrature per serrande e garage. *Securmap 11 patented blank key for protected duplication.* *Stem 35 mm for mortice locks, for rolling shutters and garage locks.*	68	30	16
0CV3XNICODE	Chiave cifrata a campione Securmap 11 a duplicazione protetta *Key codified as sample Securmap 11 with registered duplication*	68	-	16

NK

Personalizzazione su gambo chiave
Personalization on key stem

team SECUREMME SERRATURE DI SICUREZZA
Rivenditore autorizzato - Authorized dealer

KEY STORE

SECURMAP 11

DUPLICAZIONE PROTETTA
PROTECTED DUPLICATION

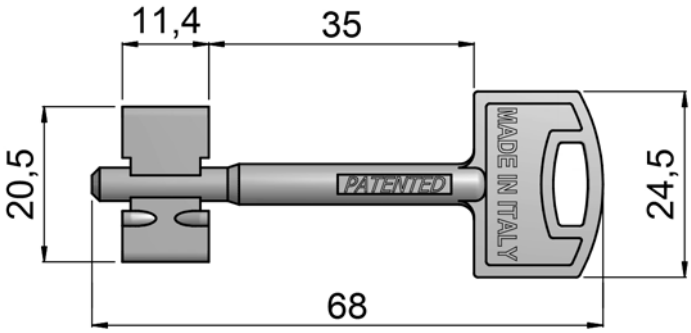

CHIAVI - RICAMBI
KEYS - SPARE PARTS

NEW

Codice *Code*	Descrizione *Description*	Lunghezza *Length*		g
0CV6XNISBOZ	Chiave brevettata Securmap 11 a duplicazione protetta. Gambo 60 mm per serrature ad infilare *Securmap 11 patented blank key for protected duplication. Stem 60 mm for mortice locks*	93	30	19,12
0CV6XNICODE	Chiave cifrata a campione Securmap 11 a duplicazione protetta *Key codified as sample Securmap 11 with registered duplication*	93	-	19,20

NK

Personalizzazione su gambo chiave
Personalization on key stem

team SECUREMME SERRATURE DI SICUREZZA
Rivenditore autorizzato - Authorized dealer

KEY STORE

SECURMAP 11

DUPLICAZIONE PROTETTA
PROTECTED DUPLICATION

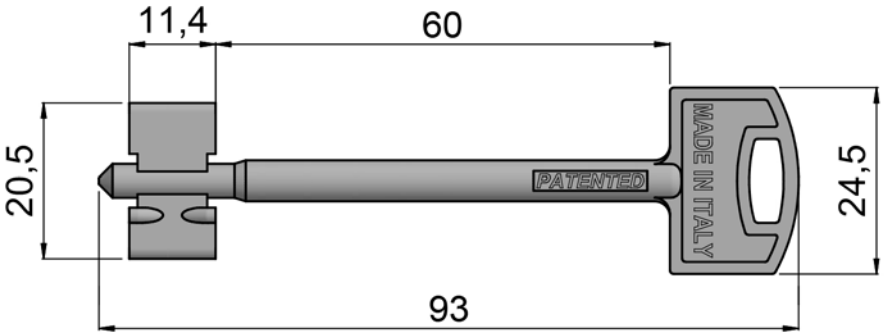

0CV8XNISBOZ	Chiave brevettata Securmap 16 a duplicazione protetta. Gambo 60 mm per serrature ad infilare *Securmap 16 patented blank key for protected duplication. Stem 60 mm for mortice locks*	97,50	30	19,12
0CV8XNICODE	Chiave cifrata a campione Securmap 16 a duplicazione protetta *Key codified as sample Securmap 16 with registered duplication*	97,50	-	19,20

NK

Personalizzazione su gambo chiave
Personalization on key stem

team SECUREMME SERRATURE DI SICUREZZA
Rivenditore autorizzato - Authorized dealer

KEY STORE

SECURMAP 16

DUPLICAZIONE PROTETTA
PROTECTED DUPLICATION

NEW

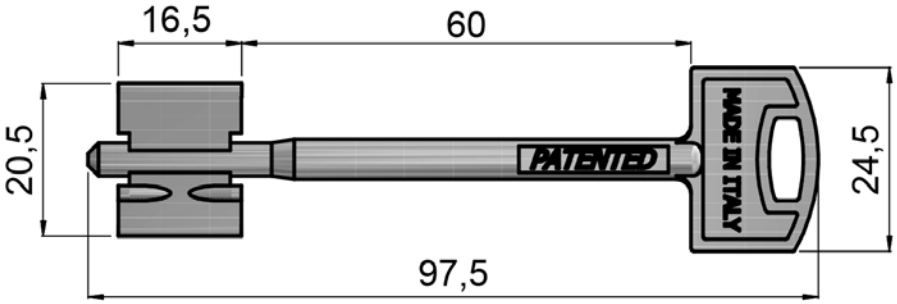

Codice *Code*	Descrizione *Description*	Finitura *Finishing*		g
IM0CC4XAZXXXX	Copri chiave per doppia mappa azzurro *Key - cover for double ward blue*	AZ	-	9
IM0CC4XROXXXX	Copri chiave per doppia mappa rosso *Key - cover for double ward red*	RO	-	9
IM0CC4XBKXXXX	Copri chiave per doppia mappa nero *Key - cover for double ward black*	BK	-	9
IM0CC4XVEXXXX	Copri chiave per doppia mappa verde *Key - cover for double ward green*	VE	-	9
IM0CC4XARXXXX	Copri chiave per doppia mappa arancione *Key - cover for double ward orange*	AR	-	9
IM0CC4XYLXXXX	Copri chiave per doppia mappa giallo *Key - cover for double ward yellow*	YL	-	9

AZ RO BK VE AR YL

Codice *Code*	Descrizione *Description*	Lunghezza *Length*		g
0C22XNISBOZ	Chiave per serranda a cilindro *Blank key for cylinder rolling shutter lock*	53	100	10

NK

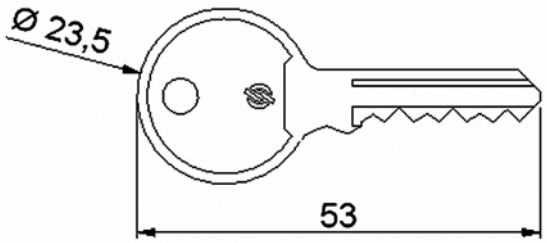

CHIAVI - RICAMBI
KEYS - SPARE PARTS

Codice *Code*	Descrizione *Description*		g
0CK1XNICODE	Chiave cifrata a campione per cilindro K1 *Key codified as sample for cylinder K1*	-	18
0CK1XNIPLUS	Chiave supplementare in aggiunta per cilindro K1 *Additional key to standard supply for cylinder K1*	-	18
0CK1XNISBOZ	Chiave grezza per cilindro K1 *Blank key for cylinder K1*	50	18

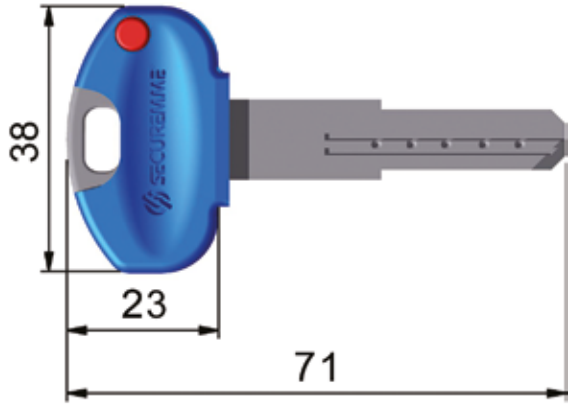

0CK2XNICODE	Chiave cifrata a campione per cilindro K2 *Key codified as sample for cylinder K2*	-	18
0CK2XNIPLUS	Chiave supplementare in aggiunta per cilindro K2 *Additional key to standard supply for cylinder K2*	-	18
0CK2XNISBOZ	Chiave grezza per cilindro K2 *Blank key for cylinder K2*	50	18

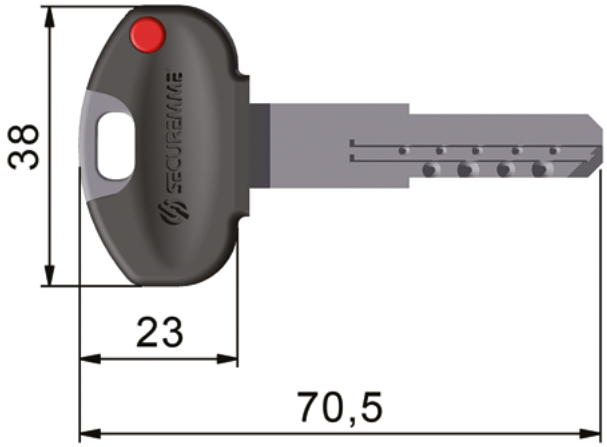

0CK2XNISBFL	Chiave con testata pieghevole grezza per cilindro K2. Minor ingombro della chiave. Utile per chi ha poco spazio. *Blank key with foldable grip for cylinder K2. Smaller size of the key. Useful for those who have not much room.*	50	18

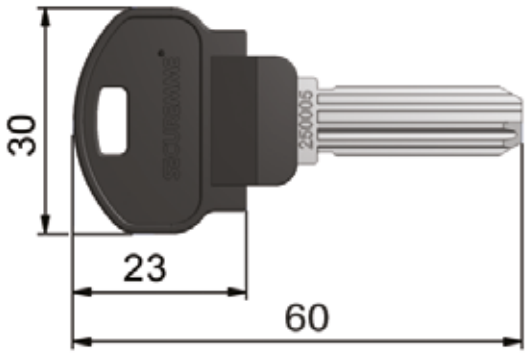

CHIAVI - RICAMBI
KEYS - SPARE PARTS

NEW

Codice *Code*	Descrizione *Description*		g
0CK22NICODE	Chiave cifrata a campione per cilindro EVOK 22 *Key codified as sample for cylinder EVOK 22*	-	18
0CK22NIPLUS	Chiave supplementare in aggiunta per cilindro EVOK 22 *Additional key to standard supply for cylinder EVOK 22*	-	18
0CK22NISBOZ	Chiave grezza per cilindro EVOK 22 *Blank key for cylinder EVOK 22*	30	18

NEW

KEY STORE

team SECURE SERRATURE DI

Rivenditore autorizzato - Auth

DUPLICAZIONE PROTETTA
PROTECTED DUPLICATION

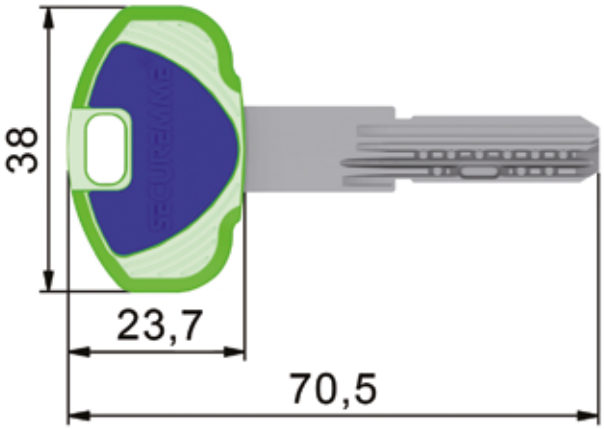

0CK3XNICODE	Chiave cifrata a campione per cilindro K3 *Key codified as sample for cylinder K3*	-	21
0CK3XNIPLUS	Chiave supplementare in aggiunta per cilindro K3 *Additional key to standard supply for cylinder K3*	-	21
0CK3XNIK014	Chiave grezza per cilindro **K3 10 perni** profilo K014=L014 *Blank key for cylinder **K3 10 pins** profile K014=L014*	5	21
0CK3XNIK047	Chiave grezza per cilindro **K3 10 perni** profilo K047=L047 *Blank key for cylinder **K3 10 pins** profile K047=L047*	5	21
0CK3XNIK039	Chiave grezza per cilindro **K3 10 perni** profilo K039=L039 *Blank key for cylinder **K3 10 pins** profile K039=L039*	5	21
0CK3XNIK052	Chiave grezza per cilindro **K3 10 perni** profilo K052=L052 *Blank key for cylinder **K3 10 pins** profile K052=L052*	5	21
0CK3XNIK119	Chiave grezza per cilindro **K3 10 perni** profilo K119=L119 *Blank key for cylinder **K3 10 pins** profile K119=L119*	5	21
0CK3XNISBOZ	Chiave grezza per cilindro **K3 6 spine** (indicare il profilo: EA, AA, AB, AC,AD,AE, AF) *Blank key for cylinder **K3 6 pins*** *(specify the profile: EA, AA, AB, AC,AD,AE, AF)*	5	21

NEW

team SECURE SERRATURE DI

Rivenditore autorizzato - Auth

DUPLICAZIONE PROTETTA
PROTECTED DUPLICATION

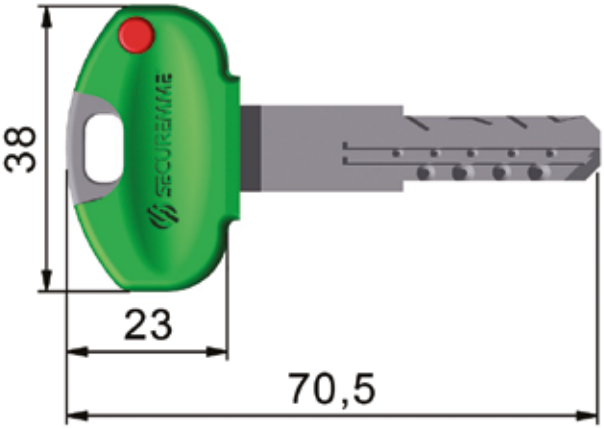

0K64XNICODE	Chiave cifrata a campione per cilindro EVOK 64 *Key codified as sample for cylinder EVOK 64*	-	21
0K64XNIPLUS	Chiave supplementare in aggiunta per cilindro EVOK 64 *Additional key to standard supply for cylinder EVOK 64*	-	21
0K64XNISB1A	Chiave grezza per cilindro EVOK 64 profilo 1 A - **11 perni** *Blank key for cylinder EVOKK 64 profile 1 A - **11 pin***	5	21
0K640NISB1A	Chiave grezza per cilindro EVOK 64 profilo 1 A - **10 perni** *Blank key for cylinder EVOKK 64 profile 1 A - **10 pin***	5	21
0K64XNISB1B	Chiave grezza per cilindro EVOK 64 profilo 1 B - **11 perni** *Blank key for cylinder EVOKK 64 profile 1 B - **11 pin***	5	21

NEW

team SECURE SERRATURE DI SICUREZZA

Rivenditore autorizzato - Authorized dealer

DUPLICAZIONE PROTETTA
PROTECTED DUPLICATION

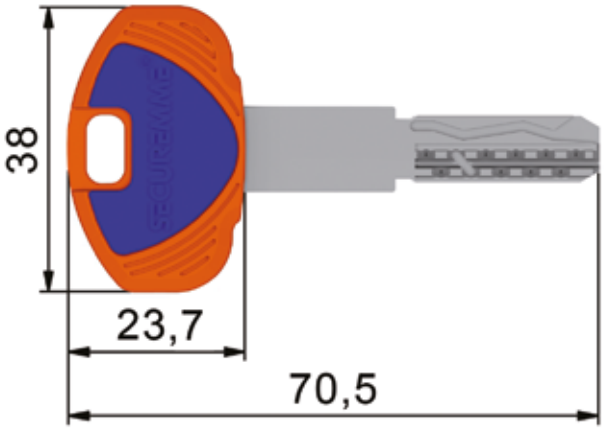

CHIAVI - RICAMBI
KEYS - SPARE PARTS

Codice *Code*	Descrizione *Description*		
0CK5XNICODE	Chiave cifrata a campione per cilindro K5 *Key codified as sample for cylinder K5*	-	22
0CK5XNIPLUS	Chiave supplementare in aggiunta per cilindro K5 *Additional key to standard supply for cylinder K5*	-	22
0CK5XNISBAG	Chiave grezza per cilindro K5 profilo AG *Blank key for cylinder K5 profile AG*	5	22
0CK5XNISBBE	Chiave grezza per cilindro K5 profilo BE *Blank key for cylinder K5 profile BE*	5	22
0CK5XNISBBT	Chiave grezza per cilindro K5 profilo BT *Blank key for cylinder K5 profile BT*	5	22
0CK5XNISBBZ	Chiave grezza per cilindro K5 profilo BZ *Blank key for cylinder K5 profile BZ*	5	22
0CK5XNISBCG	Chiave grezza per cilindro K5 profilo CG *Blank key for cylinder K5 profile CG*	5	22

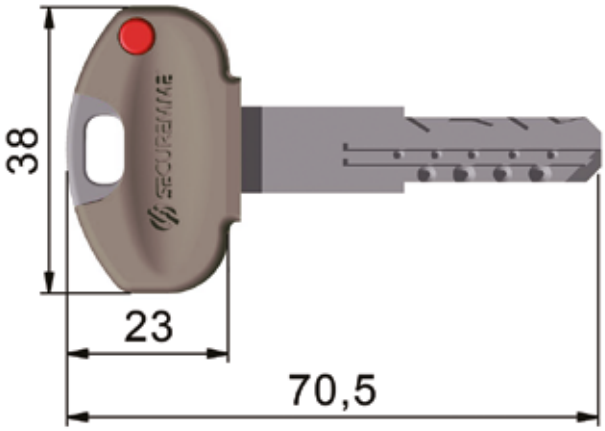

team SECU SERRATURE
Rivenditore autorizzato

DUPLICAZIONE PROTETTA
PROTECTED DUPLICATION

0CKYXNICODE	Chiave cifrata a campione per cilindro KY *Key codified as sample for cylinder KY*	-	11
0CKYXNIPLUS	Chiave supplementare in aggiunta per cilindro KY *Additional key to standard supply for cylinder KY*	-	11
0CKYXNISBOZ	Chiave grezza per cilindro KY *Blank key for cylinder KY*	100	11

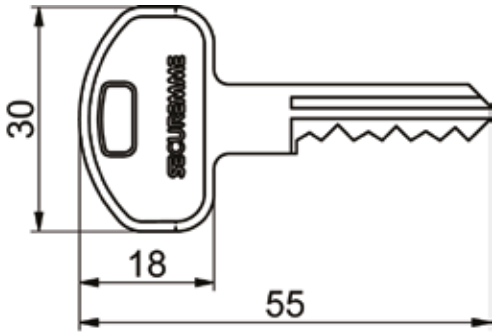

0CKOXNICODE	Chiave cifrata a campione per cilindro KY ovale *Key codified as sample for oval cylinder KY*	-	11
0CKOXNIPLUS	Chiave supplementare in aggiunta per cilindro KY ovale *Additional key to standard supply for oval cylinder KY*	-	11
0CKOXNISBOZ	Chiave grezza per cilindro KY ovale *Blank key for oval cylinder KY*	100	11

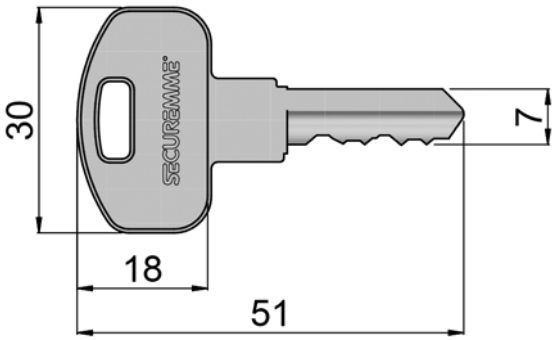

CHIAVI - RICAMBI
KEYS - SPARE PARTS

NEW

Codice *Code*	Descrizione *Description*	Finitura *Finishing*		
IM3100XAZXXXX	Coprichiave per cilindro K1 *Cover-key for cylinder K1*	AZ	-	2
IM3200XBKXXXX	Coprichiave per cilindro K2 *Cover-key for cylinder K2*	BK	-	2
IM3300XVEXXXX	Coprichiave per cilindro K3 *Cover-key for cylinder K3*	VE	-	2
IM3500XGRXXXX	Coprichiave per cilindro K5 *Cover-key for cylinder K5*	GR	-	2

AZ BK VE GR

GR3500XBKXXXX	Inserti in 5 colori che servono per differenziare le chiavi *Inserts in 5 different colours to differentiate the keys*	BK	100	-
GR3500XBLXXXX		BL	100	-
GR3500XROXXXX		RO	100	-
GR3500XVEXXXX		VE	100	-
GR3500XWHXXXX		WH	100	-
GR3500XGRXXXX		GR	100	-
GR3500XYLXXXX		YL	100	-

BK BL RO VE WH GR YL

NEW

PERSONALIZZA IL TUO CILINDRO
Personalizza i tuoi cilindri, richiedendo il tuo logo sull'inserto della chiave.
L'inserto è disponibile in vari colori.
Forma ergonomica della chiave e inserto removibile.
Design e sistema brevettato.

PERSONALIZE YOUR CYLINDER
Personalize your cylinder requiring your brand on the key insert.
The insert is available in various colors.
Ergonomic shape of the key and removable insert.
Patented design and system.

Inviare il file in formato DXF o JPG.
Send the file in DXF or JPG format.

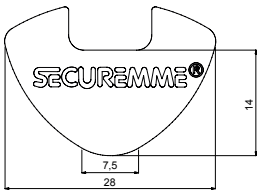

Colori disponibili inserto
Available colours insert

- ☐ Arancio I *Orange*
- ☐ Rosso I *Red*
- ☐ Verde I *Green*
- ☐ Blu I *Blue*
- ☐ Grigio I *Grey*
- ☐ Azzurro I *Light blue*

Indicare qty inserti **(minimo qty 500)** *Specify qty of caps* ***(minimum order 500 pcs)***	n. _____	x	€ 0,55 cad. / *each*	=	€ _____	+
			Costo primo impianto *Fee for mould*		**€ 240,00**	=
			TOTALE ***TOTAL***		€ _____	

Cosa riportare sull'inserto
What to print on the insert
.....
.....
.....

Firma del cliente per accettazione
Signature of customer for acceptance
.....

Firma del rappresentante o del distributore per accettazione
Signature of representative or distributor for acceptance
.....

info e preventivi: http://www.bellittiserrature.it/contact.asp

Serratura per cilindro europeo ricambio Dierre 7111. Chiusura triplice, 3 mandate, corsa 30 mm. Entrata chiave e maniglia 70 mm. Serratura destra, sinistra, spingere o tirare con scrocco reversibile Ø 20 mm azionato da chiave e quadro maniglia 8 mm. 4 catenacci Ø 18 mm con interasse 28 mm. Fissaggio laterale, planare. A serratura chiusa la maniglia non sgancia lo scrocco. Fissaggio cilindro con attacco Securemme. UNI EN 12209 in classe 7 abbinata a piastra antitrapano Securemme.

European cylinder lock replacement Dierre 7111. *3 closing point, 3 turns, bolts stroke 30 mm. Key and handle entrance 70 mm. Lock right, left, push or pull with reversible Ø 20 mm latch operated by key and 8 mm handle square. 4 bolts Ø 18 mm with interspace 28 mm. Lateral or planar fixing. When locked, the handle does not unhook the latch. Cylinder with Securemme fixing. UNI EN 12209 class 7 in combination with anti-drilling plate Securemme.*

FISSAGGIO PLANARE/LATERALE I *PLANAR/LATERAL FIXING*

Mano destra (D) *Right hand (D)*	Mano sinistra (S) *Left hand (S)*	Entrata *Entrance*	Interasse *Interspace*	*	g
260 1 DCR7328CXXDR	260 1 SCR7328SXXDR	70	28 mm	5	2515

* Per ordinare l'articolo in confezione industriale (**- 1 €**)
*To order the lock in a industrial packaging (**- 1 €**)*
260 0 DCR7328XXXDR = **67 €**

2601DCR7328CXXDR
7111

Serratura per cilindro europeo con movimento ad ingranaggi, ricambio Dierre 7111. Chiusura triplice, corsa 30 mm. Entrata chiave e maniglia 73 mm. Serratura destra, sinistra, spingere o tirare con scrocco reversibile Ø 20 mm azionato da chiave e quadro maniglia 8 mm. 4 catenacci Ø 18 mm con interasse 28 mm. Fissaggio laterale, planare. A serratura chiusa la maniglia non sgancia lo scrocco. Disponibile fissaggio cilindro con attacco Securemme. UNI EN 12209 in classe 7 abbinata a piastra antitrapano Securemme.

European cylinder lock with gears mechanism replacement Dierre 7111. *3 locking points, bolts stroke 30 mm. Key and handle entrance 73 mm. Lock right, left, push or pull with reversible Ø 20 mm latch operated by key and 8 mm handle square. 4 bolts Ø 18 mm with interspace 28 mm. Lateral or planar fixing. When locked, the handle does not unhook the latch. Available with Securemme cylinder fixing. UNI EN 12209 class 7 in combination with anti-drilling plate Securemme.*

FISSAGGIO PLANARE/LATERALE I *PLANAR/LATERAL FIXING*

Mano destra (D) *Right hand (D)*	Mano sinistra (S) *Left hand (S)*	Entrata *Entrance*	Interasse *Interspace*	*	g
265 1 DCR7328GXXDR	265 1 SCR7328GXXDR	70	28 mm	5	2600

* Per ordinare l'articolo in confezione industriale (**- 1 €**)
*To order the lock in a industrial packaging (**- 1 €**)*
265 0 DCR7328GXXDR = **75 €**

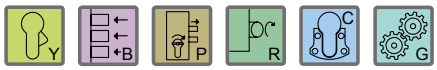

2651DCR7328GXXDR
7111

Codice *Code*	Descrizione *Description*	H	I	Finitura *Finishing*		g	€ cad. *€ each*
4246XZT25A5	Protector Blindo Ø 46 mm in acciaio carbonitrurato e zinco tropicalizzato. Durezza > 60 HRC resistente al trapano. Guidachiave in acciaio carbonitrurato. Interasse 31 per ricambio Dierre/Atra. Per cover vedi pag. 173 *Protector Blindo Ø 46 mm in carbonitrided steel and galvanized zinc. Hardened > 60 HRC resistant to drill. Key-guide in carbonitrided steel. Interspace 31 for spare part Dierre/Atra. For cover see page 173*	25	31	ZT	60	191	13,50

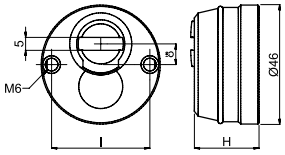

Serratura senza cuore per porte blindate serie 250, ricambio Dierre 6111 e 7111. Predisposta per cuore sia a doppia mappa che a cilindro. Fissaggio laterale, planare Chiusura triplice. Scrocco reversibile Ø 20 mm. azionato da chiave e quadro maniglia 8 mm. 4 catenacci Ø 18 mm con interasse 28 mm. UNI EN 12209 in classe 7 abbinata a cuore e piastra antitrapano Securemme.

Security door lock line 250 without heart , replacement Dierre 6111 and 7111. *Arranged for both double ward and cylinder heart. Lateral or planar fixing. 3 locking points. Reversible Ø 20 mm latch operated by key and 8 mm handle square. 4 bolts Ø 18 mm with interspace 28 mm. UNI EN 12209 class 7 in combination with heart nd anti-drilling plate Securemme.*

FISSAGGIO PLANARE/LATERALE I *PLANAR/LATERAL FIXING*

Mano destra (D) *Right hand (D)*	Mano sinistra (S) *Left hand (S)*	Entrata *Entrance*	Interasse *Interspace*	*	g
250 1 D CR0328XXXDR	250 1 S CR0328XXXDR	60	28 mm	5	2500
250 1 D CR7328XXXDR	250 1 S CR7328XXXDR	70	28 mm	5	2800

* Per ordinare l'articolo in confezione industriale (**- 1 €**)
*To order the lock in a industrial packaging (**- 1 €**)*
250 0 DCR0328XXXDR = **46 €**

2501DCR0328XXXDR
6111

2501DCR7328XXXDR
7111

Cuore definitivo da ordinare a parte pag. 222
Definitive heart to be ordered apart page 222

Serratura senza cuore per serie 251, ricambio Dierre 6031. Predisposta per cambio cuore sia a doppia mappa che a cilindro. Fissaggio laterale, planare. Chiusura triplice, senza mezzo giro (scrocco). Entrata chiave 60 mm. Serratura destra, sinistra, 3 catenacci Ø 18 con interasse 56 mm. UNI EN 12209 in classe 7 abbinata a cuore e piastra antitrapano Securemme.

Security lock without heart for line 251 replacement Dierre 6031. *Arranged for both double ward or cylinder heart. Lateral, planar 3 locking points, without half turn (latch). Key entrance 60 mm. Lock right, left, 3 bolts Ø 18 mm with interspace 56 mm. UNI EN 12209 class 7 in combination with heart nd anti-drilling plate Securemme.*

FISSAGGIO PLANARE/LATERALE I *PLANAR/LATERAL FIXING*

Mano destra (D) *Right hand (D)*	Mano sinistra (S) *Left hand (S)*	Entrata *Entrance*	Interasse *Interspace*	*	g
251 1 DCR0356XXXDR	251 1 SCR0356XXXDR	60	56 mm	5	1568

* Per ordinare l'articolo in confezione industriale (**- 1 €**)
*To order the lock in a industrial packaging (**- 1 €**)*
251 0 DCR0356XXXDR = **43 €**

2511DCR0356XXXDR
6031

Cuore definitivo da ordinare a parte pag. 222
Definitive heart to be ordered apart page 222

25S SECURMAP

25M EASY MASTER SECURMAP

25C CILINDRO

25T CILINDRO SECURTINA

25K CANTIERE

ESEMPIO CODICE I *CODING EXAMPLE*

Serie 25 *Line 25*	**Tipo cuore** *Heart model*	
25SX	Securmap I *Securmap*	20
25MX	Easy Master I *Easy Master*	20
25CX	Cilindro I *Arranged for cylinder heart*	20
25TX	Cilindro Securtina I *Arranged for cylinder heart Securtina*	20
25KX	Cantiere KA I *KA site heart*	20

Mano
Hand

D	Destra I *Right*
S	Sinistra I *Left*

Finitura
Finishing

ZBXXXX	Zincato bianco I *Galvanized white*

Tipo chiavi doppia mappa
Model double ward keys

S	Securmap brevettate I *Securmap patented*

Lunghezza chiavi cuori a doppia mappa Securmap
Key length for double ward heart Securmap

4	85 mm
5	95 mm
6	105 mm

Duplicazione protetta
Protected duplication

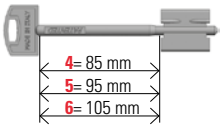

N. chiavi *N. keys*		**Maggiorazione** *Increase in price*
6	3 chiavi + 1 chiave T I *3 keys + 1 key T*	-
7	5 chiavi + 1 chiave T I *5 keys + 1 key T*	**+ 5,00 €**

ZB

ELENCO CODICI PIÙ DIFFUSI I *LIST FOR MOST COMMON ARTICLES*

Codice *Code*	**Mano** *Hand*	**Gambo chiavi** *Stem keys*	**N. chiavi** *N. keys*
25SXDZBXXXXS46	D	85 mm	3 + 1 T
25SXSZBXXXXS46	S	85 mm	3 + 1 T
25SXDZBXXXXS47	D	85 mm	5 + 1 T
25SXSZBXXXXS47	S	85 mm	5 + 1 T
25SXDZBXXXXS56	D	95 mm	3 + 1 T
25SXSZBXXXXS56	S	95 mm	3 + 1 T
25SXDZBXXXXS57	D	95 mm	5 + 1 T
25SXSZBXXXXS57	S	95 mm	5 + 1 T

CUORE DI RICAMBIO PER SERRATURE PER PORTE BLINDATE IN PRODUZIONE DAL 1997 AL 2000
HEART SPARE PART FOR SAFETY DOOR IN PRODUCTION FROM 1997 TO 2000

Codice *Code*	**Descrizione** *Description*
2599DZBXXXXHG3 **2599SZBXXXXHG3**	Cuore di ricambio destro o sinistro con 3 chiavi 85 mm in confezione sigillata *Right or left-hand heart spare part with 3 keys 85 mm in sealed bag*
2599DZBXXXXHH3 **2599SZBXXXXHH3**	Cuore di ricambio destro o sinistro con 3 chiavi 95 mm in confezione sigillata *Right or left-hand heart spare part with 3 keys 95 mm in sealed bag*
2599DZBXXXXHI3 **2599SZBXXXXHI3**	Cuore di ricambio destro o sinistro con 3 chiavi 105 mm in confezione sigillata *Right or left-hand heart spare part with 3 keys 105 mm in sealed bag*

KIT CILINDRO 26: per trasformare la serratura a doppia mappa in cilindro
CYLINDER KIT 26: for changing from double ward to cylinder lock

ESEMPIO CODICE 26KTDF425 | *CODING EXAMPLE 26KTDF425*

Kit 26= 26KT composto dagli articoli seguenti | *Kit made up of following items*

25C CILINDRO



+

DC4246XZB10DF (2 pz./*pcs.*)



+

4060XBK

+

4065XBK

4510KOL

+

4310KOL

+

4242XZT25M5

+

4142XOL

=

Mano d'apertura porta *Opening door hand*		Maggiorazione *Increase in price*
D	Spingere destra | *Push right*	-
S	Spingere sinistra | *Push left*	-
R	Tirare destra | *Pull right*	-
L	Tirare sinistra | *Pull left*	-

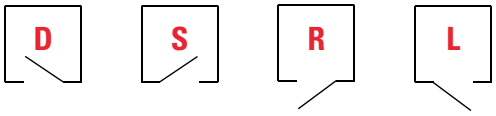

Finitura *Finishing*		Maggiorazione *Increase in price*
OL	ottone lucido | *shiny brass*	**+ 3,80 €**
OS	ottone | *brass*	**+ 3,80 €**
CL	cromo lucido | *shiny chrome*	**+ 3,80 €**
CS	cromo satinato | *satin chrome*	**+ 3,80 €**
F1	alluminio anodizzato argento | *silver aluminium*	-
F3	alluminio anodizzato oro | *gold aluminium*	-
F4	alluminio anodizzato bronzo | *bronzed aluminium*	-
F5	alluminio anodizzato nero | *black aluminium*	-
F9	alluminio anodizzato titanio | *aluminium titanium*	-

H. defender *h. defender*	Maggiorazione *Increase in price*
25XX	-
35XX	**+ 2,00 €**

ELENCO CODICI PIÙ DIFFUSI | *LIST FOR MOST COMMON ARTICLES*

Codice *Code*	Mano *Hand*	Finitura *Finishing*	H defender *H defender*
26KTDF425XX	D	F4	25 mm
26KTSF425XX	S	F4	25 mm
26KTDOL25XX	D	OL	25 mm
26KTSOL25XX	S	OL	25 mm
26KTDCL25XX	D	CL	25 mm
26KTSCL25XX	S	CL	25 mm
26KTDCS25XX	D	CS	25 mm
26KTSCS25XX	S	CS	25 mm

SPIONCINI | *VIEWERS*

NEW

SPIONCINI **DIAMANTE** QUADRATA
*DOOR VIEWERS SQUARE **DIAMANTE*** 224

SPIONCINI **DIAMANTE** TONDA
*DOOR VIEWERS ROUND **DIAMANTE*** 225

SPIONCINI **CANTIERE**
*DOOR VIEWERS **CANTIERE*** 226

ACCESSORI
ACCESSORIES 227

ESEMPIO COMPOSIZIONE CODICE | *CODING EXAMPLE*

Serie *Line*	**Caratteristiche** *Features*	**Mano** *Hand*	**Finitura** *Finishing*	**Lunghezza min./max.** *Length min./max.*	
016= Ø 16 mm serie tonda/line round **015**= Ø 16 mm serie quadrata/line round	**D**= Diamante **C**= Cantiere	**X**	**BR**= bronzato | *bronzed* **OL**= ottone lucido | *shiny brass* **CL**= cromo lucido | *shiny chrome* **CS**= cromo satinato | *satin chrome* **BK**= nero | *black* **WH**= bianco | *white*	**40**= 40/70 **57**= 57/90 **60**= 60/110 **80**= 80/120	**XX**
014	**D**	**X**	**BR**	**40**	**XX**

SPIONCINI *DOOR VIEWERS*

NEW

SERIE *LINE* DIAMANTE

Spioncini serie Diamante QUADRATA a 4 lenti, con vista grandangolare di 200°. Ø 16 mm. Femmina - corpo interno in **ottone.** Testa interna, coperchio e ghiera esterna in **ABS**, trattati galvanicamente che rendeno lo spioncino brillante e inattaccabile dagli agenti atmosferici. Testa interna, coperchio e ghiera disponibili nella versione quadrata 32x32 mm in varie finiture.

Door viewers SQUARE line Diamante 4 lens, viewing angle 200°. *Ø 16 mm. Female part - inner body in **brass** material. Internal head, cover and external ring in **ABS**, galvanic treatment that makes the door viewer brilliant and resistant to atmospheric agents. Inner head, cover and ring available in square version 32x32 mm and in various finishings.*

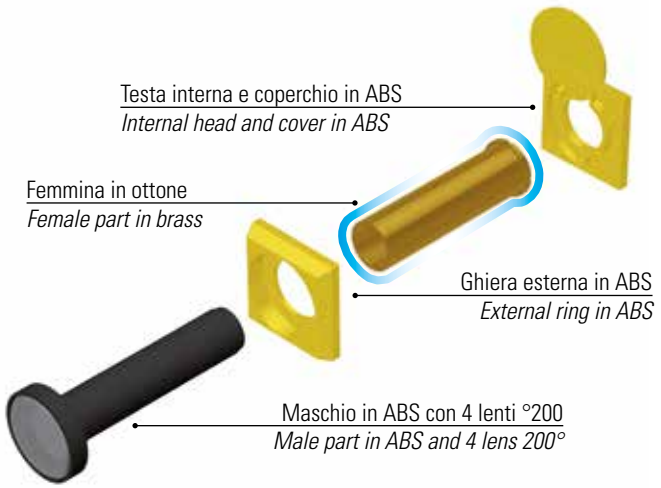

Codice *Code*	**A**	**B**	**C**	**L Min - Max**	**Visuale** *View*		g
015DXBR40XX	16	32	30	40 - 70	Grandangolo | *Wide-angle*	120	29
015DXOL40XX	16	32	30	40 - 70	Grandangolo | *Wide-angle*	120	29
015DXCL40XX	16	32	30	40 - 70	Grandangolo | *Wide-angle*	120	29
015DXCS40XX	16	32	30	40 - 70	Grandangolo | *Wide-angle*	120	29

BR OL CL CS

015DXBR60XX	16	32	30	60 - 110	Grandangolo | *Wide-angle*	120	35
015DXOL60XX	16	32	30	60 - 110	Grandangolo | *Wide-angle*	120	35
015DXCL60XX	16	32	30	60 - 110	Grandangolo | *Wide-angle*	120	35
015DXCS60XX	16	32	30	60 - 110	Grandangolo | *Wide-angle*	120	35
015DXBK60XX	16	32	30	60 - 110	Grandangolo | *Wide-angle*	120	35
015DXWH60XX	16	32	30	60 - 110	Grandangolo | *Wide-angle*	120	35

BR OL CL CS BK WH

SPIONCINI
DOOR VIEWERS

NEW

SERIE *LINE* **DIAMANTE**

Spioncini serie Diamante TONDA a 4 lenti, con vista grandangolare di 200°. Ø 16 mm. Femmina - corpo interno in **ottone.** Testa interna, coperchio e ghiera esterna in **ABS**, trattati galvanicamente che rendeno lo spioncino brillante e inattaccabile dagli agenti atmosferici. Testa interna, coperchio e ghiera disponibili nella versione tonda Ø 32 mm in varie finiture.

Door viewers ROUND line Diamante 4 lens, viewing angle 200°. *Ø 16 mm. Female part - inner body in* ***brass*** *material. Internal head, cover and external ring in* ***ABS****, galvanic treatment that makes the door viewer brilliant and resistant to atmospheric agents. Inner head, cover and ring available in round version Ø 32 mm in various finishings.*

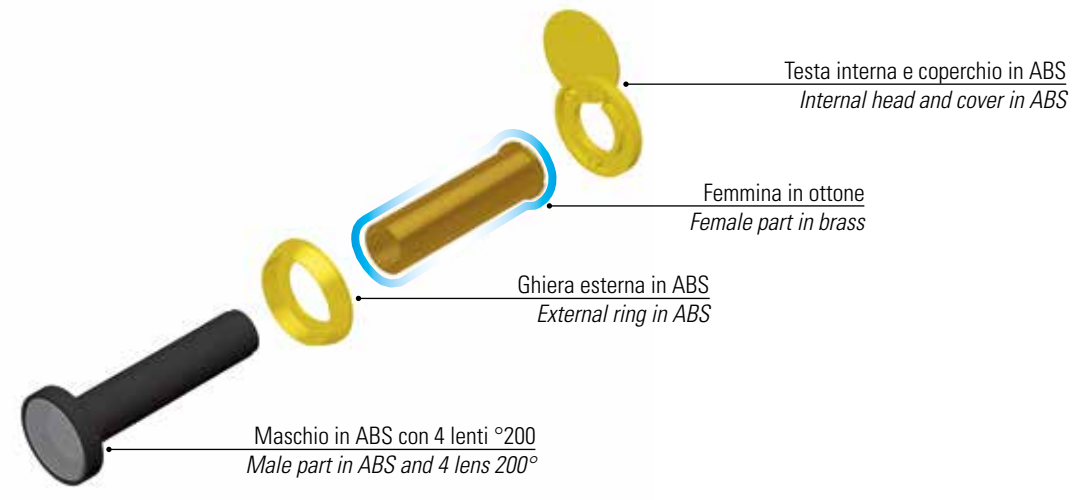

Codice *Code*	A	B	C	L Min - Max	Visuale *View*		g
016DXBR40XX	16	32	30	40 - 70	Grandangolo I *Wide-angle*	120	29
016DXOL40XX	16	32	30	40 - 70	Grandangolo I *Wide-angle*	120	29
016DXCL40XX	16	32	30	40 - 70	Grandangolo I *Wide-angle*	120	29
016DXCS40XX	16	32	30	40 - 70	Grandangolo I *Wide-angle*	120	29

BR OL CL CS

016DXBR60XX	16	32	30	60 - 110	Grandangolo I *Wide-angle*	120	35
016DXOL60XX	16	32	30	60 - 110	Grandangolo I *Wide-angle*	120	35
016DXCL60XX	16	32	30	60 - 110	Grandangolo I *Wide-angle*	120	35
016DXCS60XX	16	32	30	60 - 110	Grandangolo I *Wide-angle*	120	35
016DXBK60XX	16	32	30	60 - 110	Grandangolo I *Wide-angle*	120	35
016DXWH60XX	16	32	30	60 - 110	Grandangolo I *Wide-angle*	120	35

BR OL CL CS BK WH

016DXBR80XX	16	32	30	80 - 120	Grandangolo I *Wide-angle*	120	43
016DXOL80XX	16	32	30	80 - 120	Grandangolo I *Wide-angle*	120	43
016DXCL80XX	16	32	30	80 - 120	Grandangolo I *Wide-angle*	120	43
016DXCS80XX	16	32	30	80 - 120	Grandangolo I *Wide-angle*	120	43
016DXBR99XX	16	32	30	120 - 160	Grandangolo I *Wide-angle*	120	48
016DXOL99XX	16	32	30	120 - 160	Grandangolo I *Wide-angle*	120	48
016DXCL99XX	16	32	30	120 - 160	Grandangolo I *Wide-angle*	120	48
016DXCS99XX	16	32	30	120 - 160	Grandangolo I *Wide-angle*	120	48

BR OL CL CS

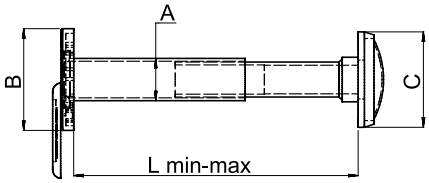

SPIONCINI
DOOR VIEWERS

NEW SERIE *LINE* CANTIERE

Spioncini serie Cantiere TONDA a 4 lenti, con angolo di percezione visiva 200°. Ø 16 mm. Femmina - corpo interno, testa interna, coperchio e ghiera esterna in **ABS**, trattati galvanicamente che rendeno lo spioncino brillante e inattaccabile dagli agenti atmosferici. Femmina - corpo interno, finitura nera. Testa interna, coperchio e ghiera disponibili nella versione tonda Ø 32 mm in varie finiture.

Door viewers ROUND line Cantiere 4 lens, viewing angle 200°. *Ø 16 mm. Female part - inner body, internal head, cover and external ring in* ***ABS****, galvanic treatment that makes the door viewer brilliant and resistant to atmospheric agents. Female part - inner body, black finishing. Inner head, cover and ring available in round version Ø 32 mm.*

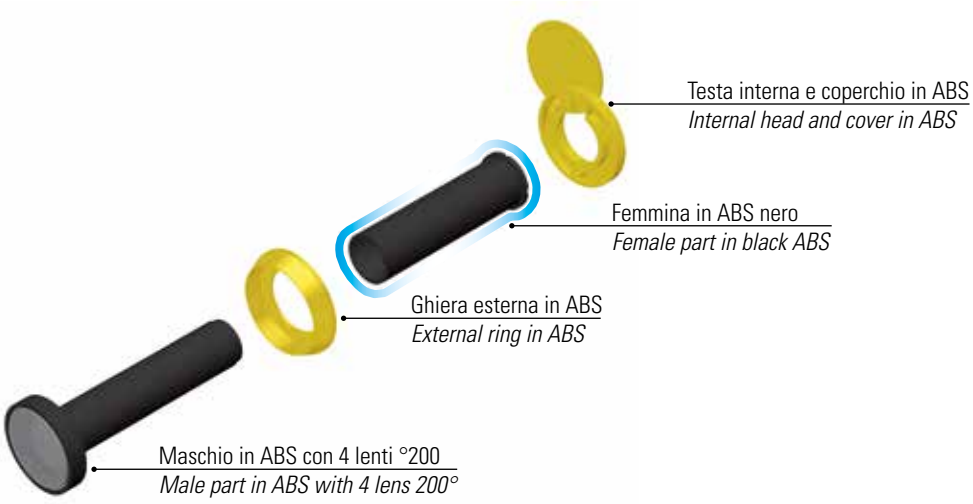

Codice *Code*	A	B	C	L Min - Max	Visuale *View*		g
016CXBR57XX	16	32	28	57 - 90	Normale I *Usual*	120	29
016CXOL57XX	16	32	28	57 - 90	Normale I *Usual*	120	29
016CXCS57XX	16	32	28	57 - 90	Normale I *Usual*	120	29

BR OL CS

016CXBR60XX	16	32	28	60 - 110	Normale I *Usual*	120	34
016CXOL60XX	16	32	28	60 - 110	Normale I *Usual*	120	34
016CXCS60XX	16	32	28	60 - 110	Normale I *Usual*	120	34
016CXCL60XX	16	32	28	60 - 110	Normale I *Usual*	120	34

BR OL CS CL

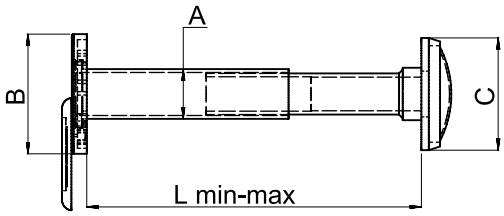

Per versione quadrata 32x32 mm acquistare testa interna, coperchio e ghiera quadrata a parte. Vedi articoli a pag. 227.

For square versione 32x32 mm purchase internal head, cover and external ring apart. See articles page 227.

NEW

Codice *Code*	Descrizione *Description*	Finitura *Finishing*		g
014DCLCOTE	Ghiera in metallo da abbinare a serie Cantiere o Diamante	CS	20	291
014DCSCOTE	per spioncino Ø 14 oppure Ø 16 mm.	CL	20	291
014DOLCOTE	*Metal ferrule to combine with line Cantiere or Diamante*	OL	20	291
014DOBCOTE	*for door-viewer Ø 14 or Ø 16 mm.*	OB	20	291

CS CL OL OB NEW

Personalizzazione marcata a laser 0,60 euro cad. Quantitativo minimo 120 pezzi. Costo 1° impianto 150 euro.
Personalized marking laser 0,60 euro each. Cost mould 150 euro. Minimum order 120 pcs.

TE014DXBR32XX	Testa interna Ø 32 mm in ABS	BR	20	291
TE014DXOL32XX	*Internal head Ø 32 mm in ABS*	OL	20	291
TE014DXCL32XX		CL	20	291
TE014DXCS32XX		CS	20	291
TE014DXBK32XX		BK	20	291
TE014DXWH32XX		WH	20	291

CS CL OL OB WH BK NEW

TE015DXBR32XX	Testa interna Q 32x32 mm in ABS	BR	20	291
TE015DXOL32XX	*Internal head Q 32x32 mm in ABS*	OL	20	291
TE015DXCL32XX		CL	20	291
TE015DXCS32XX		CS	20	291
TE015DXBK32XX		BK	20	291
TE015DXWH32XX		WH	20	291

CS CL OL OB WH BK NEW

CO014DXBR30XX	Coperchio interno Ø 30 mm in ABS	BR	20	291
CO014DXOL30XX	*Internal cover Ø 30 mm in ABS*	OL	20	291
CO014DXCL30XX		CL	20	291
CO014DXCS30XX		CS	20	291
CO014DXBK30XX		BK	20	291
CO014DXWH30XX		WH	20	291

CS CL OL OB WH BK NEW

GH016DXBR32XX	Ghiera esterna Ø 32 mm in ABS	BR	20	291
GH016DXOL32XX	*External ring Ø 32 mm in ABS*	OL	20	291
GH016DXCL32XX		CL	20	291
GH016DXCS32XX		CS	20	291
GH016DXBK32XX		BK	20	291
GH016DXWH32XX		WH	20	291

CS CL OL OB WH BK NEW

GH015DXBR32XX	Ghiera esterna Q 32x32 mm in ABS	BR	20	291
GH015DXOL32XX	*External ring Q 32x32 mm in ABS*	OL	20	291
GH015DXCL32XX		CL	20	291
GH015DXCS32XX		CS	20	291
GH015DXBK32XX		BK	20	291
GH015DXWH32XX		WH	20	291

CS CL OL OB WH BK NEW

ESPOSITORI
EXHIBITORS

NEW

Securemme propone una gamma completa di strumenti per esporre con facilità i vari modelli di serrature, coordinati e i ricambi per porte.

Securemme offers a complete range of items they developed to show their different lock models, kits and door spare parts.

Codice	Per articolo	€ cad. *€ each*

Espositore da banco per porte blindate. Dimensione: 25x40,8 cm. Ideale per tutti i tipi di serrature per porte blindate e relativi accessori. Specificare nell'ordine le serrature richieste e i relativi accessori.

Counter exhibitor for safety door locks. *Measures: 25x40,8 cm.* Ideal for all types of safety locks and relevant accessories. Specify in the order the requested locks and accessories.

Codice	Per articolo	€ cad. *€ each*

Espositore da banco per serrature per persiane e grate. Dimensione: 25x40,8 cm.

Counter exhibitor for metal door locks and grates. *Measures: 25x40,8 cm.*

Codice	Per articolo	€ cad. *€ each*

Espositore da banco per serrature ad infilare Securmap 11. Dimensione: 25x40,8 cm.

Counter exhibitor for mortice locks Securmap 11. *Measures: 25x40,8 cm.*

Codice *Code*
2250XXXEXPO

Espositore da banco per serrature per serrande e garage Securmap 11

Counter exhibitor for rolling shutter locks and garage Securmap 11

Codice *Code*	Per articolo *For article*
361BXXXEXPO	EVOK64
3220XXXEXPO	EVOK22
3500XXXEXPO	K5

Espositore cilindro. Disponibile per serie K2, K3, K5, EVOK64, EVOK22

Counter exhibitor for cylinder. *Available for line K2, K3, K5, EVOK64, EVOK22*

Codice *Code*	Per articolo *For article*
8002XF1EXPO	F1
8002XF4EXPO	F4

Espositore da banco D-SMART. Versione batteria o rete elettrica, completa di transponder e tasteiera.

Counter exhibitor D-SMART. *Battery or electronic supply model with transponder and keyboard.*

Codice *Code*
2172XXXEXPO

Espositore da banco per persiana in metallo dimensioni 67x37 cm. Specifico per persiane Hercules 2172 e accessori.

Counter exhibitor for metal door lock from metal dimensions 67x37 cm. Specific for lock Hercules 2172 and accessories.

	Kit con serratura doppia mappa Securmap *Kit with double ward Securmap lock*
2291KZBKIT1EXPO	Kit con serratura a cilindro *Kit with cylinder lock*

Espositore da banco per kit garage. Dimensione: 38,3x59,2 cm.

Counter exhibitor for rolling shutter kits. *Measures: 38,3x59,2 cm.*

Espositore a parete. Pannello in forex. Dimensione: 90x100x1 cm. Indicato per chi vuole esporre dai 5 ai 12 articoli (a seconda della dimensione degli articoli richiesti), con indicazione delle principali caratteristiche dei prodotti riportati e con possibilità di scritte personalizzate a richiesta del cliente. Adatto per tutti gli articoli SECUREMME. Possibilità di appenderlo al muro come un quadro.

Wall exhibitor. *Forex panel. Measures: 90x100x1 cm. This exhibitor is suitable to show 5 to 12 articles (depending on the dimensions of the products indicated and even personalized inscriptions on customer's request can be added. Suitable for all SECUREMME models. Possibility to be hung a framework.*

Codice
Code

ROLL-UP

Roll-up monofacciali 85x200 forniti con borsa, autoportanti, portatili e veloci da montare. Ideali per allestire un punto vendita e pubblicizzare un prodotto. Disponibili per cilindri, serrature per porte blindate Securmap 24, serrature per serrande Securmap 11, generico Securemme, D-SMART.

Roll-up single-side 85x200 *supplied with relevant bag, self-supporting, portable and quick to assemble. Ideal to fit a shop and promote a product. Available for cylinders, safety door locks Securmap 24, rolling shutter locks Securmap 11, general Securemme, D-SMART.*

Locandina A3 Serrature per serrande Securmap 11 da appendere alla vetrina del proprio negozio o al banco da lavoro.

Poster A3 *Rolling shutters locks Securmap 11 to hang in the window of the shop or on counter*

Adesivo rivenditore autorizzato Team Securemme

Team Securemma authorized dealer adhesive

info e preventivi: http://www.bellittiserrature.it/contact.asp

CONDIZIONI DI VENDITA MERCATO ITALIA

1 **ORDINI** Tutti gli ordini sono subordinati all'approvazione di Securemme s.r.l.

2 **IMBALLO** Il costo dell'imballo è compreso nel prezzo. Le spese per imballaggi speciali saranno a carico del cliente. Le unità di imballo sono indivisibili.

3 **CONSEGNA** I termini di consegna non si intendono vincolanti per la Società e la mancata consegna di parte o di tutta la merce non può dar luogo ad alcuna rivalsa.

4 **RESA** franco destino con addebito in fattura attraverso nostro corriere.

5 **TRASPORTO** a rischio e pericolo del committente anche se in porto franco.

6 **MINIMO DI FATTURAZIONE** 500,00 al netto della merce. Per importi inferiori si addebiteranno 25,00 per contributo spese gestione ordine.

7 **RECLAMI** I ritorni di merce non sono accettati nel caso in cui la spedizione sia conforme all'ordine. Gli eventuali reclami devono essere comunicati entro 10 giorni a partire dalla data di ricezione della merce. I ritorni o sostituzioni di accessori non sono accettati se non precedentemente autorizzati.

8 **GARANZIA** Securemme s.r.l. produce e distribuisce i propri prodotti attenendosi alla disciplina contenuta nella normativa vigente e, in particolare, al disposto di cui al D.Lgs.vo 206/2005 (c.d. "Codice del consumo").
Per quanto riguarda i consumatori, i prodotti Securemme s.r.l. sono garantiti da vizi di conformità che si manifestino entro il termine di due anni dalla consegna, come previsto e disciplinato anche dall'art. 132 del D.Lgs.vo 206/2005.
Con espresso richiamo di tutti i diritti e rimedi previsti a favore del consumatore e disciplinati dal medesimo D.Lgs.vo 206/2005.
Per quanto riguarda i professionisti, i prodotti Securemme s.r.l. sono garantiti per due anni a decorrere dalla data di fatturazione contro i vizi di progettazione, di materiale o di costruzione riconducibili a Securemme Srl a condizione del normale uso ed installazione. La garanzia è prevista unicamente sul materiale fornito, escludendo qualsiasi riconoscimento per oneri di manodopera o quant'altro necessario allo smontaggio e rimontaggio del prodotto ritenuto difettoso. La verifica dei difetti compete unicamente ai tecnici Securemme Srl.
La garanzia decade qualora non vengono utilizzati RICAMBI ED ACCESSORI ORIGINALI SECUREMME (esempio chiavi) oppure qualora il prodotto risulti essere stato soggetto a modifiche, riparazioni da parte di persone non autorizzate.
In nessun caso Securemme Srl può essere ritenuta responsabile per qualsiasi danno conseguente alla non idoneità del prodotto in relazione al tipo di impiego a cui viene destinato. In particolare Securemme Srl non è tenuta a garantire:
- che il prodotto non sia manipolabile o danneggiabile in particolare da malintenzionati;
- che il prodotto sia in grado di prevenire danni a cose o a persone in occasione di furti, rapine o altri atti dolosi.
Di conseguenza Securemme Srl non è soggetta a responsabilità alcuna, sia civile che penale, in caso di danni alle cose o alle persone contestabili sulla base dell'inefficacia del prodotto fornito. La garanzia decade qualora il compratore non sia in regola con i pagamenti.

9 **CONTROVERSIE** Per qualsiasi controversia è competente il foro di Lecco.

10 **VALIDITÁ DEI PREZZI** I prezzi del presente listino potranno essere riveduti in qualsiasi momento in conseguenza a variazioni di costo intervenute. I prezzi del presente listino sono espressi in **EURO E SI INTENDONO IVA ESCLUSA**. Le misure sono espresse in mm.

SECUREMME Srl si riserva il diritto di modificare caratteristiche, dimensioni e finiture dei prodotti in qualsiasi momento e senza preavviso. Tutti i disegni e le fotografie sono di proprietà di SECUREMME Srl, ed ogni riproduzione anche parziale è vietata secondo i termini di legge. SECUREMME è un marchio registrato.

CONDIZIONI GENERALI DI VENDITA
GENERAL SALES TERMS



SALE TERMS WORLDWIDE MARKET

1 ***ORDERS*** *All orders are subjected to Securemme s.r.l. final confirmation.*

2 ***PACKAGING*** *Packaging charges are included in price. Any special packaging will be charged to the customer. Packaging unit are not divisible.*

3 ***DELIVERY*** *Delivery dates are indicative. No compensation will be paid if lack of part or of all the goods should occur.*

4 ***TERM OF DELIVERY*** *Goods are delivered EX WORKS our factory.*

5 ***TRANSPORT*** *Goods always travel at the risk of the customer even if shipped carriage-free.*

6 ***INVOICING*** *For export deliveries the minimum amount per invoice is Euro 1.500,00. For lower amounts, Euro 25,00 will be charged as contribute for order management.*

7 ***COMPLAINTS*** *No returns of goods will be accepted when the consignment complies with the order. Any complaints must be communicated in writing within 10 days of receipt of goods. No returns or replacements of accessories or components of any product will be accepted without prior authorisation.*

8 ***GUARANTEE*** *Securemmme Srl manufactures and distributes its products in accordance with the provisions contained in the current legislation and, in particular, with the provisions referred to te D.Lgs.vo 206/2005 (SO-CALLED "Consumer Code"). With regard to consumers, the products Securemme s.r.l. are guaranteed by compliance defects occurring within the period of two years from delivery, as provided for and regulated by the art. 132 D.Lgs.vo 206/2005.*
With express reference to all the rights and remedies provided in favor of the consumer and governed by the same D.Lgs.vo 206/2005. As regards the professionals products manufactured by Securemme Srl are guaranteed for 2 years from invoice date against design, material or manufacture defects which can be reported to Securemme Srl and under the condition of their normal use and installation.
The guarantee is valid only for material which has been supplied, excluding any recognition of charges for labour or anything else necessary for disassembly and re-assembly of a product held to be defective. Defects control is uniquely up to Securemme Srl staff. Securemme Srl will not be held responsible for guarantee conditions in the case that SECUREMME ORIGINAL ACCESSORIES AND SPARE PARTS (for example keys) won't be used or if the product has been modified, repaired or altered by unauthorised people. In no case will Securemme Srl be held responsible for any damage which is a consequence of the unsuitability of the product for its type of use. In particular, Securemme Srl is not held to guarantee:
- that the product cannot be manipulated or damaged by ill-intentioned people;
- that the product is able to prevent damage to things and people during burglaries, hold-ups or other criminal acts.
Consequently Securemme Srl will not be subject to any responsibility, either civil or penal, in the case of damage to things or people which are questionable on the basis of the inefficacy of the product supplied. Securemme Srl will not be held responsible for guarantee conditions in the case that the buyer doesn't respect the payment terms agreed.

9 ***DISPUTES*** *Any disputes will be settled in the Court of Lecco.*

10 ***PRICE REVISION CLAUSE*** *The prices in the present price list may be revised on the delivery of goods due to variations in the cost of parts which have taken place in the meantime Prices are in EURO. The measures are in mm.*

SECUREMME Srl reserves the right to vary product dimensions, characteristics and finishes at any time and without prior notice. All technical drawings and all pictures belong to SECUREMME Srl, any copy, even if only partial is strictly forbidden complying with the law. SECUREMME is a registered company name and trademark.

DOVE SIAMO
WHERE WE ARE

NEL MONDO

Unione Europea: Spagna, Portogallo, Grecia, Francia, Irlanda, Belgio, Cipro, Bulgaria, Polonia, Romania, Lituania, Lettonia, Estonia.
Ex URSS: Russia, Kazakhstan, Ucraina, Georgia, Armenia.
Paesi dell'est: Albania, Croazia, Macedonia, Serbia, Bosnia, Montenegro.
Sud America: Venezuela, Colombia, Panama, Ecuador, Uruguay, Brasile, Suriname.
Altri: Emirati Arabi, Israele, Egitto, Turchia, Libano, Taiwan.

IN THE WORLD

European Union: *Spain, Portugal, Greece, France, Ireland, Belgium, Cyprus, Bulgaria, Poland, Romania, Lithuania, Latvia, Esthonia.*
Ex URSS: *Russia, Kazakhstan, Ucraine, Georgia, Armenia.*
East countries: *Albania, Croatia, Macedonia, Serbia, Bosnia, Montenegro.*
South America: *Venezuela, Columbia, Panama, Ecuador, Uruguay, Brasil, Suriname.*
Others: *Arab Emirates, Israel, Egypt, Turckey, Lebanon, Taiwan.*

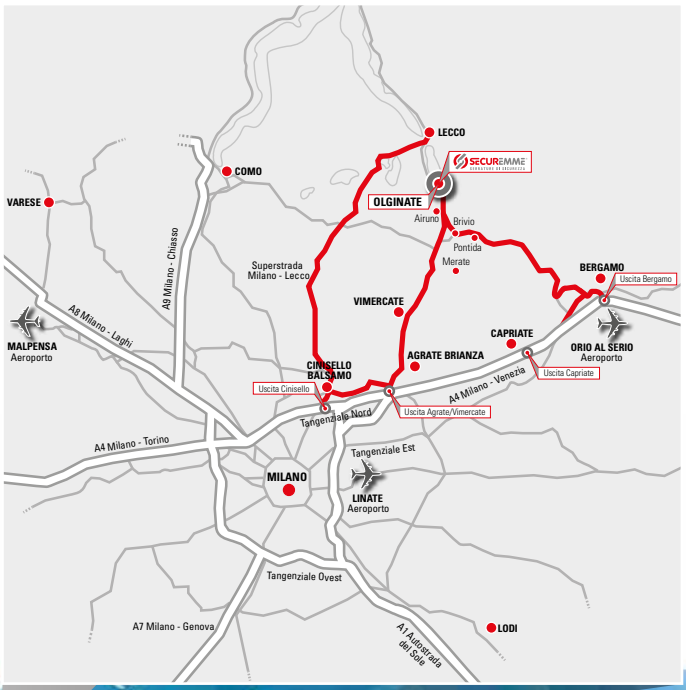

info e preventivi: http://www.bellittiserrature.it/contact.asp

SECUREMME®
SERRATURE DI SICUREZZA

SISTEMA GESTIONE QUALITÀ ISO 9001:2008